



## 2020 YEARBOOK





香港城市大學

City University of Hong Kong

# A LEADING GLOBAL UNIVERSITY

Innovation exists in every aspect of our professional education and problem-driven research.

In our world-first discoveries in science and engineering.

In our pioneering integration of teaching and research.

In our academics and students, from Hong Kong and the rest of the world.

In our local, regional and international impact.

That's why we excel.

**[www.cityu.edu.hk](http://www.cityu.edu.hk)**

*We are ranked 52nd in the world and 4th among the world's top 50 universities under 50 years of age, according to the Quacquarelli Symonds rankings.*







YONSEI UNIVERSITY

Seoul, Korea

# YONSEI UNIVERSITY ADVANCES AS BIOCLUSTER HUB

Yonsei University continues to pursue innovation through cutting-edge research in biotechnology and information technology at the Yonsei International Campus in Songdo, Incheon.

---

[www.yonsei.ac.kr](http://www.yonsei.ac.kr)



@yonsei.eng



Yonsei University







# Spark change and make a global impact

This is the time to advance  
our knowledge, better  
humanity and preserve  
our planet.

Join a research community  
devoted to success and  
mutual support.

- ▶ HEALTH
- ▶ INNOVATION
- ▶ SOCIETY
- ▶ ENVIRONMENT

**[deakin.edu.au/research](https://deakin.edu.au/research)**



## QS World University Rankings 2020 Yearbook

Published by QS Quacquarelli Symonds Limited.

1 Tranley Mews, Fleet Road, London NW3 2DG United Kingdom qs.com

1st edition, May 2020

Book ISBN: 978-981-14-5329-8 eBook ISBN: 978-981-14-5330-4

Copyright © QS Quacquarelli Symonds Limited 2020

All rights reserved.

The entire content of this publication is protected by international copyright. No part of it may be copied or reproduced, stored in a retrieval system or transmitted, in any form, without the prior written permission of the publisher.

Any permitted reproduction of QS Rankings data must be sourced: QS World University Rankings® 2020.

Any other permitted reproduction must be sourced: QS World University Rankings 2020 Yearbook, QS Quacquarelli Symonds Limited 2020.

For permission, please write to Monica Hornung Cattán [monica@qs.com](mailto:monica@qs.com)

### Acknowledgements

QS would like to thank the advertisers in this edition, the main editorial contributors (see page 9), and the many other QS and external colleagues who have contributed, particularly including the QS Intelligence Unit team behind the QS World University Rankings®:

Ben Sowter, Jason Newman, Leigh Kamolins, Monica Hornung Cattán, Anton John Crace, Samuel Ang, Ana Marie Banica, Effie Chen, E Way Chong, Juan Carlos Mejia Cuartas, Alloysius Ching, Alex Chisholm, Ashwin Fernandes, Tony Fregoli, Selina Griffin, Ludovic Highman, Elena Ilie, Daniel Kahn, Yea Yin Kek, Taewon Kim, Andrew MacFarlane, Gabriel Maschião da Costa, David Myers, Larisa Osipova, Ajita Rane, Shiloh Rose, Nicholas Sequeira, Rashmi Sharma, Padmashree Sorate, Violeta Surugiu, Ken Trinh, Jia Ying Wong, Samuel Wong, Yuh Ming Yap, Dennis Yu, Zoya Zaitseva.

Thanks also to Martin Ince, John O'Leary, and to Lynn Chua and Emma Simmons.

Project leads for QS: Monica Hornung Cattán, Anton John Crace

Editor and project coordinator: Emma Simmons

Design: Lynn Chua

Additional cover design: David Myers

Thanks are owed to Elsevier for the provision from Scopus™ of the bibliometric data used in the compilation of the QS World University Rankings® 2020, and to World Scientific. The authors would also like to thank all the universities that provided data and the numerous governmental and research agencies worldwide that supplied information.

### Notes on data and tables

Every effort has been made to ensure that information contained in this book is accurate. However, with the volume of data, the authors cannot give a total guarantee. The publisher sincerely regrets any inaccuracies and is most grateful for them to be brought to its attention. Further, limited page space, translation, and the need for stylistic editing means that some university names have had to be abbreviated (eg University = Uni, Technology = Tech etc). Please always refer to universities directly to confirm full and correct names. In addition, where universities are ranked in bands - eg: 151 – 200 - a broad alphabetical approach has been taken based on a selected key word in a name; the banded list does not therefore imply at all that the institution in 200th spot is of any lower ranking than that in 151st. The publisher realises that sometimes that selected key word may differ from that the university or business school might, itself, have selected and which could potentially have given it a different position in the presented band list. For the most complete and up to date data for all QS Rankings, please see [topuniversities.com](http://topuniversities.com)

### Important disclaimer

Editorial content in QS World Universities Rankings 2020 Yearbook does not necessarily reflect the views of the publisher QS, its staff, or any other parties involved. The authors, publisher, and all, or any, of those associated with this book can neither be held individually nor collectively liable, nor responsible, for any actions or decisions taken, by any person, institution, company, or public authority, based on, or resulting from, the information in this book, nor for any consequences thereof, of any kind, to any persons or organisations, anywhere in the world.

# LOMONOSOV MOSCOW STATE UNIVERSITY



www.msu.ru

**Established on  
January 25, 1755**

**536** EDUCATIONAL  
PROGRAMMES

**43** FACULTIES  
AND SCHOOLS

**15** RESEARCH  
INSTITUTES

**7** CAMPUSES  
OUTSIDE RUSSIA

**11** NOBEL  
LAUREATS

**6** FIELDS  
MEDALISTS

## Key research priorities

- Information technologies and supercomputing
- Structure of matter and space
- Aerospace technologies and satellite systems
- Interdisciplinary human and life research
- Renewable energy and energy efficiency
- Nanomaterials and bionanosystems
- Sustainable nature and regional development
- Ethics, language, and culture for social development

📍 1 LENINSKIE GORY, MOSCOW, RUSSIA

**1<sup>ST</sup>** IN RUSSIA  
IN ALL RANKINGS

**1<sup>ST</sup>** IN QS UNIVERSITY  
RANKINGS FOR EECA 2020  
(EMERGING EUROPE AND  
CENTRAL ASIA REGION)

**21<sup>ST</sup>** IN NATURAL SCIENCES

**24<sup>TH</sup>** IN LINGUISTICS

**33<sup>RD</sup>** IN PHYSICS  
& ASTRONOMY

**34<sup>TH</sup>** IN MODERN  
LANGUAGES

**43<sup>RD</sup>** IN MATHEMATICS

**45<sup>TH</sup>** IN HOSPITALITY  
& LEISURE  
MANAGEMENT

**47<sup>TH</sup>** IN ARTS  
& HUMANITIES

BY QS WORLD  
UNIVERSITY  
RANKINGS  
BY SUBJECT

**84**

IN QS WORLD  
UNIVERSITY  
RANKINGS  
(2020)

**725**

PARTNER  
UNIVERSITIES  
AND RESEARCH  
CENTRES

IN **84** COUNTRIES  
ON **5** CONTINENTS





# 1<sup>st</sup>

## Arab university

# 186

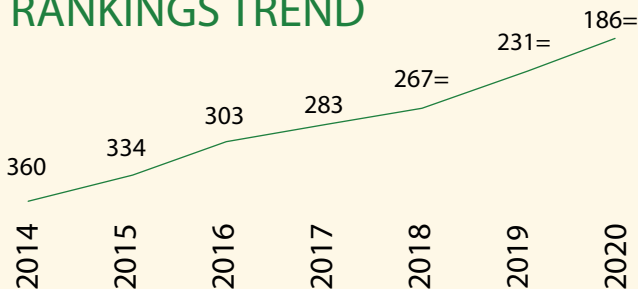
OVERALL RANK OF 2020

Overall, The Institution  
Improved on Its 2019  
Performance  
by 45 Places



Since 2014, King Abdul Aziz University (KAU) Moved up 174 Places, Over the 7 Considered Years, KAU Moved up 6 Times and did not Present Negative Performances.

### KING ABDULAZIZ UNIVERSITY RANKINGS TREND





## 2020 YEARBOOK

Media	6
Contributors	9
Contents	11
Foreword	13
Introduction	14



---

# QS World University Rankings®

## Worldwide Media Impact

---

**Argentina** "... educational quality analysis conducted by the international consulting firm Quacquarelli Symonds (QS) ..." *La Nacion*

**Brazil** "Global education analyst QS Quacquarelli Symonds ... the world's most popular ranking of universities ... the definitive guide to the ... best universities in the world." *Exame*

**Canada** "The listing began in 2004 and ranks ... universities while assessing thousands around the globe ... Universities on the list were busy tweeting out their rankings ..." *The Star*

**China** "... Rankings, which uses ... carefully calibrated performance indicators ... the most comprehensive and balanced comparison of university strengths." *Sohu*

"... the QS World University Rankings by Subject is a comprehensive guide to study in a range of popular subject areas." *South China Morning Post*

**France** "... au regard ... du QS World University Rankings qui, chaque année, réalise un classement des meilleurs établissements de la planète" *Le Monde*

**India** "... Indian institutes have ... made it to the top 200 list of the world's best universities" *The Times of India*

**Mexico** "... shows which are the best universities in the world. This prestigious ranking ... by ... Quacquarelli Symonds ..." *Universia*

**New Zealand** "... universities are climbing up the world rankings as academics focus more on world-leading research ... in the latest QS rankings." *The New Zealand Herald*

**Russia** "... higher education specialists QS ..." *The Moscow Times*

**South Africa** "... it is an achievement to be in the QS World University Rankings ..." *South Africa Broadcasting Corporation*

**Sweden** "... Swedish universities have placed within the world's 100 best in an annual international ranking of top higher education institutions ... QS World University Rankings" *The Local*

**Switzerland** "... the annual rankings ... rank ... institutions according to ... research, teaching employability and internationalization." *The Local*

**Taiwan** "... Rankings compiled by QS, a global information provider on specialist higher education and careers information and solutions." *China Post*

**United Kingdom** " 'Uncertainty ... seems to be damaging the reputation of the UK's higher education sector,' said Ben Sowter, head of research ..." *The Guardian*

**United States** "... QS ... shows the US consolidating its grip at the top of the rankings, but the emerging threat from Asia is gaining traction." *Forbes*

**Global** "MIT has continued its winning streak ... the US and UK dominate ... However, a number of institutions ... have slipped amid funding constraints as contenders from across the globe are gaining ..." *The PIE News*

Beyond The Future

# KOREA UNIVERSITY



LIBERTAS  
JUSTITIA  
VERITAS

1

The only  
Korean university  
in the Universitas 21

83<sup>th</sup>

QS  
World University  
Rankings 2020

115<sup>th</sup>

Anniversary of  
Korea University's  
foundation

1,067

Number of  
international  
partner universities

1,801

Number of students  
who enrolled in International  
Summer Campus

**JOIN US.** Graduate School Admission 2020  
<http://graduate2.korea.ac.kr>

# Innovation unbounded.

Bringing education and research to the next level.

## SOAR WITH US



---

# Contributors

---

*(alphabetical)*

**Anton John Crace** is editor and program designer in the QS Intelligence Unit. He was the former Asia Pacific editor of The PIE News, an international education media outlet, and was recognised as the Universities Australia, Higher Education Journalist of the Year in 2019 at the National Press Club of Australia.

**Monica Hornung Cattan** is head of programs at the QS Intelligence Unit, overseeing the QS Singapore office's global conferences and publications. Her international career has focused on strategic partnerships and convening multi-stakeholders to tackle urgent societal issues for organisations including the United Nations and the World Economic Forum.

**Martin Ince** has worked on the QS World University Rankings® since 2004. He is a higher education and science writer and was deputy editor of Times Higher Education. His books include the Rough Guide to the Earth. He is past president of the Association of British Science Writers.

**Daniel Kahn** leads the team who produce the business school related rankings for the QS World University Rankings®, specialising in data analysis and process improvement. Daniel has over 10 years of experience in education and career consulting and has travelled extensively, meeting with deans, accreditation and admissions directors, at recruitment fairs, school visits and events.

**Leigh Kamolins** is head of evaluation at QS. He oversees QS' university rankings and rating systems, leading an international multi-disciplinary team. Leigh's career has focused on the development of evaluation and monitoring frameworks in the education and public sectors, covering areas such as quality assurance, performance benchmarking, human rights monitoring, and anti-corruption.

**John O'Leary** edits The Times Good University Guide and is a member of the advisory board for the QS World University Rankings®. He is a former editor of The Times Higher Education Supplement and was previously Education Editor of The Times.

**Nunzio Quacquarelli** is CEO of QS Quacquarelli Symonds and a passionate champion of its mission since 1990: "To enable motivated people anywhere in the world to fulfil their potential through educational achievement, international mobility and career development." Nunzio has an MA from Cambridge University and an MBA from The Wharton School.

**Emma Simmons** is an independent writer, editor, PR and communications consultant, specialising in higher and management education, and pedagogy. Editor of the QS World University Rankings 2020 Yearbook, she edited 14 annual editions of Top Universities Guide, and Showcase 2019 for QS. Emma is a former director of communications at INSEAD.

**Ben Sowter** is senior vice president at QS and leads the QS Intelligence Unit, a multinational team of more than 70. He has led the QS World University Rankings® team since its inception in 2004, and all the other research compiled for this book. Ben has personally visited 53 of the world's top 100 universities in the 2020 global table.



# From Newcastle



**For Data**

**For One Planet**

**For Cities and Place**

**For Ageing and Health**

**For Culture and Creative Arts**

# For the World

[go.ncl.ac.uk/qs](https://go.ncl.ac.uk/qs)



---

# Contents

---

Foreword	13
Introduction	14
<b>QS World University Rankings®</b>	18
Methodology	46
Top 150 Under 50	52
<b>Graduate Employability Rankings</b>	59
<b>QS World University Rankings by Subject</b>	76
Arts & Humanities	78
Engineering & Technology	88
Life Sciences & Medicine	95
Natural Sciences	105
Social Sciences & Management	113
<b>QS Regional University Rankings</b>	125
Asia	127
India	143
Emerging Europe and Central Asia	145
Latin America	157
The Arab Region	169
<b>QS Best Student Cities Rankings</b>	175
<b>QS Stars University Ratings</b>	183
Asia	184
Australia & New Zealand	187
Europe	188
Latin America	193
Middle East & Africa	195
North America	197
<b>QS Global MBA Rankings</b>	201
<b>QS Business Masters Rankings</b>	
Business Analytics	209
Finance	210
Management	211
Marketing	213
<b>QS Online MBA Rankings</b>	214
Index of Advertisers	217

# KAIST

## Global Value-Creative Leading University

# 1<sup>st</sup>

in South Korea (2020 QS Asia University Rankings)

in Electrical & Electronic, Mechanical, Aeronautical & Manufacturing,  
Chemical, Civil & Structural,  
Computer Science & Information Systems,  
Materials Science in South Korea  
(2020 QS World University Rankings by subject)



Korea Advanced Institute of Science and Technology

---

# Foreword

---

*by Nunzio Quacquarelli*

Welcome to the QS World University Rankings 2020 Yearbook.

My QS colleagues and I are proud to present the first edition of this new annual publication that will become an invaluable reference work for all those interested in the world of university and business school performance. Evolving out of the flagship Top Universities Guide, which reached its fifteenth edition in 2019, the Yearbook will be an even more comprehensive compilation designed to pull together and document each yearly edition of the QS World University Rankings®, and subsequent annual cycle of subject, regional and specialist rankings. Alongside expert commentary on the rankings and their methodologies, it will also include the latest evaluations of universities worldwide in the unique QS Stars rating program and, for the first time, the proprietary QS MBA Rankings portfolio.

Nowhere will you find such a comprehensive overview of worldwide university excellence. Originally conceived as a tool to help globally-minded students make informed decisions about international study, today's extensive portfolio of QS Rankings has gained importance, and achieved impact in areas and regions right across the globe, and has become for many the single most trusted and consistent source of such data and analysis. On an individual basis, we have seen how university rankings have helped to inform study search and expand career horizons, encourage learning and research abroad, and break down international barriers. QS Rankings have also become catalysts for the improvement of universities, and many national governments are actively developing policies aimed at driving their institutions into the top tiers of regional and global rankings to receive the visibility they most passionately feel they deserve.

We publish this inaugural Yearbook in a period of unprecedented uncertainty. However, as with this publication's change, I strongly believe we are in a time of opportunity for education globally. The message QS has received from students through its International Student Survey is that they are 'deferred not deterred'. The Yearbook was, in part, meant to be a celebration of QS' 30th anniversary, but instead I hope that it will help plan for a path back to 'normality' in months rather than years. We trust that this new reference work will contribute by providing a stable, easily accessible and reliable point of reference to support students, their parents, faculty and universities across the globe as they take those steps to recapture their ambitions and paths to excellence and achievement.

---

# Introduction

---

*by Anton John Crace*

2020 marks the sixteenth edition of the QS World University Rankings®, which today includes just over 1,000 institutions. During the early years of the Rankings, few foresaw quite how massive its global impact would be. The Rankings have positively influenced both the potential for students to study worldwide, and the aspirations of universities themselves, however they are ranked, and of those which are not yet ranked.

Year-on-year, mobile student numbers have grown along with the number of aspiring institutions. And governments too, in all corners of the globe, now benchmark their performance against the best, increasingly keen to attach the label 'world-class' to their own higher education and to enhance the visibility of their institutions. The more the world's best performing universities are recognised, the more they catch the attention of both talented prospective students and faculty: every institution wants to attract the best, and every student and academic wants to be among them.

Meanwhile, QS has become synonymous with facilitating this virtuous cycle by the professionalism, consistency and ever wider spread of its rankings portfolio, which now extends far beyond the pioneering QS World University Rankings®. Alongside the QS Intelligence Unit's world-leading, extensive and proprietary data capture and analysis process, unprecedented numbers of academics and employers worldwide were surveyed for this year's exercise. Rankings have provided a constantly widening framework for comparing research and teaching in ever more detail, and the pursuit of excellence in higher education itself has become more widespread.

## A new publication and direction

As you will notice, the Yearbook is a new publication from QS, which evolved from the Top Universities Guide, which was published for fifteen years. This change marks the transition of this publication as a resource for students and parents searching for a study destination to also become an almanac of the whole QS Rankings portfolio for those working in the education sector. For the first time the MBA Rankings are included alongside all the university and subject Rankings. It is a quick reference guide that, over the coming years, will allow anyone interested in higher education, from vice-chancellors, presidents, and politicians through to academics, faculty, and administrative staff, to compare and contrast the position of the sector in any given year. It is a document upon which to reflect and track the changes that have occurred over years, decades and, with some luck, centuries, and includes topical commentary on worldwide trends by experts in their field.

The Yearbook is also part of broader editorial changes occurring within QS' publications, including the many supplements that complement the rankings as well as the higher education news QS carries. The editorial changes will provide you with even more of QS' analysis and thought leadership within the sector and like this publication, will assist you in making informed decisions.

A new editorial direction, however, is not the only change underway at QS. 2020 marks a new outlook for the organisation, with the pledge to become a highly sustainable and environmentally responsible company, which will support all its services change for the better.

## Understanding rankings

It goes without saying that this Yearbook comes at a difficult time for higher education and indeed the world. Very few could have predicted in 2019 that by the turn of the decade, the global community would be facing such difficult challenges. Global uncertainty is, however, why collaboration is as important as ever, and it is worthwhile remembering that rankings of all kinds have never been an exact science. There are many factors that go into ranking a university, and that's why QS has created a series of rankings based on areas such as region, subjects and even destination cities, as well as its proprietary rating system: QS Stars.

Competition to be globally ranked as a 'world-class' institution has always been high, but working collaboratively is important in the pursuit of resilience and overcoming regional and global challenges. The measurement indicators QS uses shed light on pockets of excellence schools may have within certain disciplines and highlight opportunities for institutions to combine their strengths.

Outside institutional performance, other areas are equally important. The QS Graduate Employability Rankings has proved to be one of the most compelling of the QS portfolio, throwing fresh light on the connections universities and their students are building with employers together. The QS Best Student Cities Rankings, meanwhile, provide an interesting look at how students perceive a destination and are a resource that can aid working with a study consortium to better promote a city.

Additionally, university rankings are not the only source of information needed when making an informed decision to achieve broader goals. Word of mouth, personal recommendation, policy and many others still hold an important place. Geographical location is also an example of an unusual but none-the-less worthy area for consideration. Universities within Pacific Island Countries, for example, are key partners for understanding the effects of climate change.

What QS Rankings have achieved is to become an additional source of vital and authoritative information, and over its sixteen-year history, the QS World University Rankings® has helped define and shape higher education and the discussions that take place within and around it.

The QS World University Rankings 2020 Yearbook is one of many new initiatives at QS, its events and its publications. I hope you enjoy learning more about the position of worldwide higher education this year.



# INNOVATION AND IMPACT

At the National University of Singapore (NUS), we push the boundaries of innovation.

Like President's Assistant Professor Benjamin Tee and the researchers from NUS Materials Science and Engineering and the Institute for Health Innovation & Technology at NUS, who took inspiration from jellyfish to create an electronic skin with similar functionality. Just like a jellyfish, their material is transparent, stretchable, touch-sensitive, and self-healing in aquatic environments, and could be used in everything from water-resistant touchscreens to aquatic soft robots.

Inventions like this show how we strive to make a difference by pioneering original thought and delivering academic excellence. As Singapore's flagship university and among Asia's best, our aim is to find solutions to society's needs, and shape a better future for Asia and the world.





# QS World University Rankings® 2020

*by John O'Leary*

The 2020 QS World University Rankings® contained the first clear signs that the established order in higher education may be beginning to change. While familiar names still filled the leading places, the domination of the United States (US) and the United Kingdom (UK) was less pronounced than in the 16 previous Rankings editions, and Asian universities made further progress. The rise of Asian universities has been predicted for some time, but had been restricted to a limited number of institutions in relatively few countries. For the first time, however, more than a quarter of the 1,000 institutions in the overall ranking were from the Asia Pacific region in 2020, while a majority of US and UK institutions recorded lower rankings positions than in 2019.

Such are the accumulated strengths of the American and British systems that, even on current trends, it will be many years before they are overhauled. But the 2020 ranking marked the first time that both have been in such decline. While Asia continues to embrace its universities, political support for those in the US and UK has been on the wane, with student fee levels an increasingly toxic issue affecting their standing and operations. The downward trend is not obvious from the top of the 2020 ranking in which US universities took the top three places once again. The Massachusetts Institute of Technology (MIT) leads the world for the eighth year in a row, although it does not top any of the individual rankings indicators. It is, however, in the top five in the indicators polling both global academics and employers, and only two places lower for its number of citations per faculty member.

Stanford and Harvard (in that order) are again MIT's nearest challengers, but Oxford has moved up to fourth, overtaking the California Institute of Technology (Caltech) and pulling clear of Cambridge, its ancient rival. ETH Zurich, in sixth place, is again the leading university outside the English-speaking world, although even it delivers courses in English.

Switzerland's Ecole Polytechnique Fédérale de Lausanne (EPFL) was the only new entrant to the top 20, but 10 different country locations were represented in the top 50. A total of 82 countries and territories had at least one university in the 2020 Rankings, of which the top 500 were given precise rankings, the following 100 shown in groups of 10, the next 200 in groups of 50 and the remaining 200 listed alphabetically, reflecting data accuracy at all levels of such a comprehensive ranking.

## **Trends by region**

Continental European universities overall had a mixed year. While Switzerland boasted two universities in the top 20, both Italian and Scandinavian institutions generally did well, but there was less to celebrate in France, Germany and the Netherlands.

A striking 117 of the US's 157 universities occupy lower positions in the ranking than in the previous year. Although there were budget increases for many state universities in the current financial year, the impact of a succession of cuts in previous years was already being felt. In addition, many believe that President Trump's immigration and international policies have had a detrimental effect on the recruitment of prospective students and academics from other

countries. No fewer than 126 of the 157 ranked US universities recorded lower scores for the indicator measuring the proportion of international students, while 120 registered a decline in the proportion of international faculty. The measures of international students and faculty carry a relatively low rating in the ranking, however. The biggest factor in the US decline was associated with academic reputation. Some 116 US universities dropped on this measure in 2020, while only 26 improved their scores. Better news came in the polling of employers, which suggested that 13 of the world's top 50 universities for graduate employability were in the US.

In the UK, the downward trend was equally marked, with 56 of the country's 84 represented universities slipping down the ranking by an average of more than 12 places. The UK, too, saw a decline in the proportion of international students, as well as a poorer staff to student ratio overall. The reputation of UK universities with employers also declined, by an average of more than 40 places, with some commentators suggesting that this was the first manifestation of damage from the UK's decision to leave the European Union. Not all of the traditional leaders from the English-speaking world had a bad year, however. All but one of Australia's top 16 universities moved up the ranking in 2020, the exception being the Australian National University, the top-placed institution, with its share of 29th place.

Indeed, the most striking feature of the 2020 ranking was the performance of Asian universities, even if not yet sustained across the entire continent. The trend was particularly obvious in China, with all but three of its top 20 universities moving up the ranking. Tsinghua was still the only Chinese institution in the top 20, but there were 42 in the ranking as a whole, only 10 of them occupying lower positions than in the previous year. Remarkably, eight of the world's top 100 universities for research impact were Chinese, compared to five in 2019. Hong Kong and Singapore, Asia's other two academic powerhouses, also continued to do well. Singapore National University and Nanyang Technological University shared rank, just outside the world's top 10, with Singapore Management University gradually moving up. The University of Hong Kong held its position in the top 30, while its other six universities all improved their positions.

Perhaps the most spectacular country performance was that of Malaysia, where the top 10 universities all moved up the table, some by over 40 places. Only two of the country's 20 representatives lost ground, and seven of them found their way into the ranking for the first time. Only two years previously, Malaysia had just nine universities in the QS World University Rankings® and it had already been the fastest-improving nation in the 2018 edition. The Malaysian government's blueprint for higher education between 2015 and 2050 would appear to be having an impact; MYHE4.0 aims for greater global prominence, as well as a rise in participation and improvements in research, with investment to match.

Japan remained the most striking exception in the upward march of Asian universities. With 40 institutions in the 2020 ranking, it had fewer than China, and only nine of them had improved their positions since the previous year. Tokyo remained on the verge of the top 20, but there were a number of big drops in ranking for other Japanese universities. There were mixed fortunes for South Korea, where only 10 of the 30 universities listed made progress up the ranking. The country has been one of the Asian stars in ranking terms and remained a powerful player with five universities in the top 100. Taiwan fared slightly better, with nine universities moving up and 10 dropping down the table.

India's fine performance in the 2019 ranking did not sustain to 2020 when there were still 23 universities in the ranking, but 18 occupied lower positions than in the previous year. Still none have reached the top 150, although the Indian Institute of Technology Bombay (IITB) was only two places off that mark.

Although the Arab region still has just four universities in the top 200, the region overall continued its run of good performances, fuelled by strong investment in Saudi Arabia and other Gulf nations. Latin America also had another good year overall, with six universities in the top 200 and five new entrants into the ranking. Africa continues to be poorly represented, with just the University of Cape Town represented in the top 200 at rank 198.

### Relative rankings

With more than four million students now pursuing higher education outside their home country, international rankings have become an essential tool in the process of choosing a university and a course. By maintaining a maximum of 1,000 ranked institutions, QS has resisted the temptation to pursue quantity at the expense of quality in its flagship ranking institutions. Many more were evaluated, a large number of which are represented in the various regional and subject rankings published by the company.

The measures used to compare the world's universities remained unchanged, allowing prospective students and universities themselves to compare institutions' performance over time. The full listing included 23 institutions that are too specialist to be included in the main ranking but are eminent in their own fields. HEC Paris, for example, tops the QS rankings for Business Masters programs in both management and finance, while the University of California, San Francisco, has the second-best staffing levels in the world, but has an exclusive focus on health subjects.

Following the publication of the 2020 QS World University Rankings®, both Times Higher Education and the Academic Ranking of World Universities produced their results for the year. Although there are some variations across each ranking, seven universities appear in the top 10 of all three, as they did in 2019: MIT, Stanford, Harvard, Caltech and Chicago from the US, and Oxford and Cambridge from the UK. Although MIT, Oxford and Harvard each top one ranking, Stanford University registers the year's best average performance, finishing second in two of the rankings and third in the other.

### Impact of COVID-19

Inevitably, the impact of the Coronavirus, appearing widely in early 2020, will have a considerable impact on future rankings, although the time lag between the collection of data and publication means that the 2021 QS World University Rankings® will be unaffected. An ongoing QS survey of 3,000 international students has suggested that more than a third are changing their plans, half of them deferring entry by a year. Some 14% no longer intend to study abroad, while a slightly smaller proportion have changed the country in which they intend to study. In such fast-changing circumstances, the role of accurate rankings will become even more important as more students choose between unfamiliar institutions.



2020	2019		Institution		Score
1	1	→	MIT Massachusetts Institute of Technology	US	100
2	2	→	Stanford University	US	98.4
3	3	→	Harvard University	US	97.4
4	5	↑	University of Oxford	UK	97.2
5	4	↓	California Institute of Technology	US	96.9
6	7	↑	ETH Zurich Swiss Federal Inst of Technology	CH	95.9
7	6	↓	University of Cambridge	UK	95
8	10	↑	UCL University College London	UK	94.8
9	8	↓	Imperial College London	UK	94.1
10	9	↓	University of Chicago	US	92
11=	12	↑	Nanyang Technological University	SG	91.8
11=	11	→	National University of Singapore	SG	91.8
13	13	→	Princeton University	US	90.9
14	14	→	Cornell University	US	89.3
15	19	↑	University of Pennsylvania	US	88.9
16	17	↑	Tsinghua University	CN	88.6
17	15	↓	Yale University	US	87.7
18=	16	↓	Columbia University	US	87.4
18=	22	↑	Ecole Polytechnique Fédérale de Lausanne	CH	87.4
20	18	↓	University of Edinburgh	UK	86.2
21	20	↓	University of Michigan	US	86
22=	30	↑	Peking University	CN	84.3
22=	23	↑	University of Tokyo	JP	84.3
24	21	↓	Johns Hopkins University	US	83.9
25=	26	↑	Duke University	US	83.8
25=	25	→	University of Hong Kong	HK	83.8
27	29	↑	University of Manchester	UK	82.7
28	27	↓	University of California, Berkeley	US	82.6
29=	24	↓	Australian National University	AU	82.1
29=	28	↓	University of Toronto	CA	82.1
31	34	↑	Northwestern University	US	81.5
32	37	↑	Hong Kong University of Science & Technology	HK	80.6
33=	31	↓	King's College London	UK	80.5
33=	35	↑	Kyoto University	JP	80.5
35=	33	↓	McGill University	CA	80.4
35=	32	↓	University of California, Los Angeles	US	80.4
37	36	↓	Seoul National University	KR	79.6
38	39	↑	University of Melbourne	AU	79.5
39	43	↑	New York University	US	78.8
40	44	↑	Fudan University	CN	78.6

2020	2019		Institution		Score
41	40	↓	Korea Advanced Inst of Science & Technology	KR	77.9
42	42	→	University of Sydney	AU	77.8
43	45	↑	University of New South Wales	AU	77.1
44	38	↓	LSE London Sch of Economics & Political Sc	UK	77
45	41	↓	University of California, San Diego	US	76.6
46	49	↑	Chinese University of Hong Kong	HK	75.9
47	48	↑	University of Queensland	AU	75.7
48	46	↓	Carnegie Mellon University	US	74.8
49	51	↑	University of Bristol	UK	74.5
50	52	↑	Delft University of Technology	NL	74.2
51	47	↓	University of British Columbia	CA	74.1
52	55	↑	City University of Hong Kong	HK	73.6
53	50	↓	Université PSL Paris Sciences & Lettres	FR	73.4
54	68	↑	Zhejiang University	CN	72.4
55	61	↑	Technische Universität München	DE	72.3
56	53	↓	University of Wisconsin-Madison	US	71.8
57	56	↓	Brown University	US	71.5
58=	59=	↑	Monash University	AU	70.9
58=	58	→	Tokyo Institute of Technology	JP	70.9
60=	65	↑	Ecole Polytechnique	FR	70.5
60=	59=	↓	Shanghai Jiao Tong University	CN	70.5
62	54	↓	University of Warwick	UK	70.4
63	62	↓	Ludwig-Maximilians-Universität München	DE	69.6
64	57	↓	University of Amsterdam	NL	69
65	63	↓	University of Texas at Austin	US	68.6
66	64	↓	Ruprecht-Karls-Universität Heidelberg	DE	68.4
67	69=	↑	University of Glasgow	UK	68.2
68	66	↓	University of Washington	US	67.9
69	72	↑	National Taiwan University	TW	67.3
70	87=	↑	Universiti Malaya	MY	67.1
71	67	↓	Osaka University	JP	66.5
72	69=	↓	Georgia Institute of Technology	US	66.2
74	73	↓	Universidad de Buenos Aires	AR	66
75	71	↓	University of Illinois at Urbana-Champaign	US	65.9
76	78	↑	University of Zurich	CH	65.8
77	75=	↓	Sorbonne University	FR	64.9
78=	74	↓	Durham University	UK	64.2
78=	75=	↓	University of Sheffield	UK	64.2
80	81	↑	Katholieke Universiteit Leuven	BE	64.1
81	79=	↓	University of Birmingham	UK	64

2020	2019		Institution		Score
81	79=	↓	University of Copenhagen	DK	63.8
82	77	↓	Tohoku University	JP	63.7
83=	86	↑	Korea University	KR	63.4
83=	85	↑	University of Auckland	NZ	63.4
84	90	↑	Lomonosov Moscow State University	RU	63.2
85	87=	↑	Rice University	US	63.1
86	91	↑	University of Western Australia	AU	62.9
87	83=	↓	Pohang University of Science Technology	KR	62.6
89	98	↑	University of Science & Technology of China	CN	62.3
90	83=	↓	University of North Carolina, Chapel Hill	US	62.2
91	106	↑	Hong Kong Polytechnic University	HK	61.9
92	92	→	Lund University	SE	61.8
93=	95	↑	Pennsylvania State University	US	61.7
93=	93=	→	University of Leeds	UK	61.7
95	100=	↑	Sungkyunkwan University	KR	61
96	82	↓	University of Nottingham	UK	60.8
97	96	↓	University of Southampton	UK	60.6
98=	93=	↓	Boston University	US	60.5
98=	104=	↑	KTH Royal Institute of Technology	SE	60.5
100	97	↓	University of St Andrews	UK	59.9
101	89	↓	Ohio State University	US	59.5
102	99	↓	Eindhoven University of Technology	NL	58.9
103	113	↑	Universidad Nacional Autónoma de México	MX	58.8
104=	100=	↓	University of California, Davis	US	58.7
104=	107	↑	Yonsei University	KR	58.7
106	114	↑	University of Adelaide	AU	58.6
107	110	↑	University of Helsinki	FI	58.4
108=	104=	↓	Trinity College Dublin	IE	58.3
108=	100=	↓	Washington University in St Louis	US	58.3
110	108	↓	University of Geneva	CH	58.1
111	100=	↓	Purdue University	US	57.8
112	112	→	Technical University of Denmark	DK	57.4
113	109	↓	University of Alberta	CA	57.3
114	120	↑	University of Groningen	NL	56.1
115	111	↓	Nagoya University	JP	55.8
116=	118	↑	Universidade de São Paulo	BR	55.5
116=	117	↑	Uppsala University	SE	55.5
118	122=	↑	Leiden University	NL	55.4
119	135	↑	University of Oslo	NO	54.7
120=	121	↑	Humboldt-Universität zu Berlin	DE	54.5

2020	2019		Institution		Score
120=	122=	↑	Nanjing University	CN	54.5
120=	124	↑	Utrecht University	NL	54.5
123	139	↑	University of Bern	CH	54.3
124	116	↓	Karlsruher Institut für Technologie	DE	54.2
125=	128=	↑	Chalmers University of Technology	SE	54
125=	125	→	Wageningen University	NL	54
126	119	↓	Queen Mary University of London	UK	53.9
127	132=	↑	Pontificia Universidad Católica de Chile	CL	53.4
128	131	↑	Lancaster University	UK	53.2
129	115	↓	University of Southern California	US	53.1
130=	130	→	Freie Universität Berlin	DE	53
130=	138	↑	University of Ghent	BE	53
132=	128=	↓	Hokkaido University	JP	52.9
132=	126=	↓	Kyushu University	JP	52.9
134	140	↑	Aalto University	FI	52.4
135	132=	↓	University of California, Santa Barbara	US	52.3
136	126=	↓	University of Maryland, College Park	US	52.1
137	149=	↑	Université de Montréal	CA	52
138	144	↑	Rheinisch-Westfälische Technische HS Aachen	DE	51.9
139	137	↓	CentraleSpélec	FR	51.4
140=	146	↑	McMaster University	CA	51.2
140=	136	↓	University of Pittsburgh	US	51.2
140=	160=	↑	University of Technology Sydney	AU	51.2
144	141=	↓	Michigan State University	US	51.1
145	141=	↓	Aarhus University	DK	51
146	141=	↓	Newcastle University	UK	50.9
147	147	→	Technische Universität Berlin	DE	50.6
148	134	↓	University of York	UK	50.5
149	156=	↑	Politecnico di Milano	IT	50.4
150	151=	↑	Hanyang University	KR	50.3
151	160=	↑	University of Basel	CH	50
152	162	↑	Indian Institute of Technology Bombay IITB	IN	49.4
153	149=	↓	University of Lausanne	CH	49.2
154=	145	↓	Cardiff University	UK	49
154=	175=	↑	Universität Wien	AT	49
156=	148	↓	Emory University	US	48.6
156=	156=	→	University of Minnesota	US	48.6
158	178	↑	Tecnológico de Monterrey	MX	48.5
159	202	↑	Universiti Putra Malaysia	MY	48.4
160=	153	↓	Ecole Normale Supérieure de Lyon	FR	48.3

2020	2019		Institution		Score
160=	184=	↑	Universiti Kebangsaan Malaysia	MY	48.3
162	154=	↓	Hebrew University of Jerusalem	IL	48.2
163=	171	↑	University of Bergen	NO	48.1
163=	154=	↓	University of Exeter	UK	48.1
165=	166	↑	Universitat de Barcelona	ES	47.9
165=	207	↑	Universiti Sains Malaysia	MY	47.9
167=	186=	↑	Case Western Reserve University	US	47.8
167=	165	↓	Université Catholique de Louvain	BE	47.7
167=	180=	↑	University of Florida	US	47.7
169=	168	↓	Eberhard Karls Universität Tübingen	DE	47.3
169=	186=	↑	Universität Freiburg	DE	47.3
170=	184=	↑	University of Rochester	US	47.3
172	158	↓	University of Bath	UK	47
173=	163=	↓	National Tsing Hua University	TW	46.8
173=	180=	↑	Queen's University Belfast	UK	46.8
173=	163=	↓	University of Waterloo	CA	46.8
176	175=	↓	University of Otago	NZ	46.7
177=	167	↓	Scuola Superiore Sant'Anna Pisa	IT	46.6
177=	180=	↑	Università di Bologna	IT	46.6
179	191	↑	Technische Universität Dresden	DE	46.4
181	164=	↓	University of Liverpool	UK	46.3
182	172=	↓	Indian Institute of Technology Delhi IITD	IN	46.2
183	179	↓	Erasmus University Rotterdam	NL	46.1
184	170	↓	Indian Institute of Science IISc Bangalore	IN	45.9
185	193=	↑	University College Dublin	IE	45.6
186=	231=	↑	King Abdul Aziz University	SA	45.2
186=	172=	↓	University of Twente	NL	45.2
188	193=	↑	Universitat Autònoma de Barcelona	ES	45.1
189=	203	↑	Texas A&M University	US	45
189=	208=	↑	Universidad de Chile	CL	45
191	200=	↑	Stockholm University	SE	44.8
192=	199	↑	Technische Universität Wien	AT	44.7
192=	159	↓	Universidad Autónoma de Madrid	ES	44.7
194	172=	↓	University of Aberdeen	UK	44.6
195	188	↓	Vrije Universiteit Brussel	BE	44.5
197	197	→	Georg-August-Universität Göttingen	DE	44.2
198=	200=	↑	University of Cape Town	ZA	44.1
198=	192	↓	University of Virginia	US	44.1
200=	198	↓	Keio University	JP	44
200=	189	↓	King Fahd University of Petroleum & Minerals	SA	44

2020	2019		Institution		Score
200=	195=	↓	Vanderbilt University	US	44
202	208=	↑	Waseda University	JP	43.7
203	217	↑	Sapienza Università di Roma	IT	43.5
204	175=	↓	Scuola Normale Superiore di Pisa	IT	43.4
205	195=	↓	University of Reading	UK	43.3
206	190	↓	University of Colorado at Boulder	US	43.2
207=	220	↑	Al-Farabi Kazakh National University	KZ	43.1
207=	183	↓	Dartmouth College	US	43.1
207=	214=	↑	University of Newcastle	AU	43.1
210	212=	↑	University of Notre Dame	US	42.9
211	214=	↑	Western University	CA	42.8
212=	206	↓	Universidad Complutense de Madrid	ES	42.7
212=	218=	↑	University of Wollongong	AU	42.7
214	204=	↓	Universidade Estadual de Campinas	BR	42.1
215=	212=	↓	Arizona State University	US	42
215=	221=	↑	Victoria University of Wellington	NZ	42
217=	204=	↓	Radboud University Nijmegen	NL	41.4
217=	228	↑	Universiti Teknologi Malaysia	MY	41.4
219=	230	↑	Tel Aviv University	IL	41.3
219=	169	↓	University of California, Irvine	US	41.3
219=	231=	↑	Vrije Universiteit Amsterdam	NL	41.3
222	218=	↓	Loughborough University	UK	41.2
223	223=	→	University of Antwerp	BE	40.9
224=	244=	↑	Queensland University of Technology	AU	40.7
224=		new	TELECOM ParisTech	FR	40.7
225	234	↑	National Cheng Kung University	TW	40.4
226	226	→	Georgetown University	US	40.1
227=	208=	↓	National Chiao Tung University	TW	40
227=	223=	↓	Universität Hamburg	DE	40
227=	231=	↑	University of Canterbury	NZ	40
230	250=	↑	Curtin University	AU	39.9
231=	244=	↑	Novosibirsk State University	RU	39.8
231=	214=	↓	University of Illinois, Chicago	US	39.8
233	229	↓	University of Calgary	CA	39.7
234=	235	↑	Saint-Petersburg State University	RU	39.6
234=	272=	↑	Universidad de Los Andes Colombia	CO	39.6
234=	249	↑	Università degli Studi di Padova	IT	39.6
237	250=	↑	Macquarie University	AU	39.5
238	250=	↑	RMIT University	AU	39.2
239=	211	↓	Maastricht University	NL	39



2020	2019		Institution		Score
239=	239=	→	Queen's University	CA	39
239=	223=	↓	University of Leicester	UK	39
242	221=	↓	Sciences Po Paris	FR	38.9
243	255	↑	Rheinische Friedrich-Wilhelms-Uni Bonn	DE	38.8
244	237=	↓	American University of Beirut	LB	38.7
245	242=	↓	Universidad de Navarra	ES	38.5
246	227	↓	University of Sussex	UK	38.4
247=	271	↑	Chulalongkorn University	TH	38.3
247=	264=	↑	Kyung Hee University	KR	38.3
250	263	↑	Ecole des Ponts ParisTech	FR	37.8
251=	257=	↑	National Taiwan Uni of Science & Technology	TW	37.6
251=	239=	↓	Université Libre de Bruxelles	BE	37.6
253=	237=	↓	Tufts University	US	37.5
253=	275=	↑	Universidad Nacional de Colombia	CO	37.5
253=		new	University of Paris	FR	37.5
256	269=	↑	University of Gothenburg	SE	37.3
257=	247	↓	Technion Israel Institute of Technology	IL	37.2
257=	257=	→	Wuhan University	CN	37.2
259	260=	↑	National University of Ireland, Galway	IE	37.1
260	253=	↓	Technische Universität Darmstadt	DE	37
261	277=	↑	Hong Kong Baptist University	HK	36.9
262=	283=	↑	Rutgers State U of New Jersey, New Brunswick	US	36.8
262=	239=	↓	Université Paris-Sud 11	FR	36.8
262=	246	↓	University of Arizona	US	36.8
265	291	↑	Tongji University	CN	36.7
266=	279=	↑	Universität Innsbruck	AT	36.6
266=	274	↑	University of Waikato	NZ	36.6
268=	315=	↑	Khalifa University	AE	36.5
268=	277=	↑	Tomsk State University	RU	36.5
270	260=	↓	University of Tsukuba	JP	36.3
271=	309	↑	Deakin University	AU	36.1
271=	264=	↓	Indian Institute of Technology Madras IITM	IN	36.1
271=	242=	↓	University of Miami	US	36.1
274=	264=	↓	University of South Australia	AU	35.9
274=	248	↓	University of Surrey	UK	35.9
276	332=	↑	Qatar University	QA	35.8
277=	292=	↑	Beijing Normal University	CN	35.7
277=	285=	↑	Harbin Institute of Technology	CN	35.7
279	260=	↓	Universität Stuttgart	DE	35.6
280	279=	↓	Dalhousie University	CA	35.4

2020	2019		Institution		Score
281=	295=	↑	Indian Inst of Technology Kharagpur IITKGP	IN	35.2
281=	256	↓	King Saud University	SA	35.2
281=	289=	↑	University of Ottawa	CA	35.2
284	299=	↑	Bauman Moscow State Technical University	RU	35.1
285=	279=	↓	North Carolina State University	US	35
285=	298	↑	Universitat Pompeu Fabra	ES	35
287=	332=	↑	Massey University	NZ	34.9
287=	292=	↑	National Yang Ming University	TW	34.9
287=	295=	↑	Sun Yat-sen University	CN	34.9
287=	285=	↓	University of Turku	FI	34.9
291=	317=	↑	Charles University, Prague	CZ	34.8
291=	283=	↓	Indian Institute of Technology Kanpur IITK	IN	34.8
291=	236	↓	Royal Holloway University of London	UK	34.8
291=	279=	↓	Universität Frankfurt am Main	DE	34.8
291=	287	↓	University of Tasmania	AU	34.8
296=	292=	↓	University of Indonesia	ID	34.7
296=	268	↓	University of Strathclyde	UK	34.7
298=	253=	↓	Universidad Carlos III de Madrid	ES	34.6
298=	323=	↑	Universiti Brunei Darussalam	BN	34.6
300	275=	↓	Universitat Politècnica de Catalunya	ES	34.5
301	321=	↑	University of Tartu	EE	34.4
302=	312	↑	Moscow Institute of Physics & TechState Uni	RU	34.3
302=	325	↑	Università degli Studi di Milano	IT	34.3
302=	272=	↓	University of Dundee	UK	34.3
305=	299=	↓	Université Paris 1 Panthéon-Sorbonne	FR	34.2
305=	259	↓	University of Massachusetts, Amherst	US	34.2
307	313=	↑	Xi'an Jiaotong University	CN	34.1
308	306=	↓	Universität Köln	DE	34
309	288	↓	SOAS Sch of Oriental & African Studies Uni Lon	UK	33.9
310	338=	↑	University College Cork	IE	33.7
311	363=	↑	Technische Universität Graz	AT	33.6
312=	305	↓	ENS Paris-Saclay	FR	33.5
312=	323=	↑	Indiana University Bloomington	US	33.5
314=	302=	↓	Heriot-Watt University	UK	33.4
314=	380	↑	Mahidol University	TH	33.4
314=	264=	↓	Simon Fraser University	CA	33.4
314=	338=	↑	Universität Mannheim	DE	33.4
314=	269=	↓	University of East Anglia	UK	33.4
319	299=	↓	Universität Erlangen-Nürnberg	DE	33.3
320=	329=	↑	Griffith University	AU	33.2

2020	2019		Institution		Score
320=	391=	↑	Universitas Gadjah Mada	ID	33.2
322=	315=	↓	Gwangju Institute of Science & Technology	KR	33.1
322=	343=	↑	National Research Uni Higher Sch of Econ	RU	33.1
324=	343=	↑	Aalborg University	DK	33
324=	302=	↓	Linköping University	SE	33
326	302=	↓	University of Hawaii at Mānoa	US	32.9
327	338=	↑	Virginia Polytechnic Institute	US	32.7
328	306=	↓	Birkbeck College, University of London	UK	32.6
329=	329=	→	Nat Res Nuc Uni MEPh Moscow Eng Phys Inst	RU	32.4
329=	350	↑	United Arab Emirates University	AE	32.4
331=	359=	↑	Bandung Institute of Technology ITB	ID	32.3
331=	319=	↓	Ewha Womans University	KR	32.3
331=	308	↓	National Taiwan Normal University	TW	32.3
334	321=	↓	Hiroshima University	JP	32.2
335		new	IE University	ES	32.1
336=	345=	↑	George Washington University	US	32
336=	310=	↓	Universidad Politecnica de Valencia	ES	32
338=	411	↑	Jagiellonian University	PL	31.9
338=	355=	↑	University of Lisbon	PT	31.9
340=	338=	↓	Umeå University	SE	31.8
340=	326=	↓	Universität Jena	DE	31.8
340=	332=	↓	Universität Ulm	DE	31.8
340=	313=	↓	University at Buffalo SUNY	US	31.8
344=	326=	↓	Northeastern University	US	31.7
344=	369=	↑	Pontificia Universidad Católica Argentina	AR	31.7
346	336=	↓	University of Jyväskylä	FI	31.6
347	329=	↓	Westfälische Wilhelms-Universität Münster	DE	31.3
348	387=	↑	Politecnico di Torino	IT	31.2
349=	351	↑	City, University of London	UK	31.1
349=	394=	↑	University of Warsaw	PL	31.1
351=	354	↑	Belarus State University	BY	31
351=	289=	↓	Université Grenoble-Alpes	FR	31
353=	328	↓	University of Porto	PT	30.9
353=	345=	↓	University of Utah	US	30.9
355		new	University of Chemistry & Technology, Prague	CZ	30.8
356=	317=	↓	Lincoln University	NZ	30.7
356=	384=	↑	University of the Philippines	PH	30.7
358	361	↑	Universidade Federal do Rio de Janeiro	BR	30.6
359=	332=	↓	Brunel University	UK	30.5
359=	363=	↑	Norwegian University of Science & Technology	NO	30.5

2020	2019		Institution		Score
359=	349	↓	Stony Brook University	US	30.5
359=	352=	↓	Tokyo Medical & Dental University	JP	30.5
359=	310=	↓	Yeshiva University	US	30.5
364=	359=	↓	University of Victoria	CA	30.4
364=	412=	↑	Ural Federal University	RU	30.4
366	355=	↓	Moscow State Inst of Int Rels MGIMO Uni	RU	30.3
367	336=	↓	University of California, Santa Cruz	US	30.2
368=	338=	↓	Nankai University	CN	29.8
368=	355=	↓	University of Kent	UK	29.8
370	355=	↓	University of Essex	UK	29.7
371	376=	↑	American University of Sharjah	AE	29.6
371=	319=	↓	Tilburg University	NL	29.6
372=	367=	↓	University of Kansas	US	29.4
372=	376=	↑	University of Southern Denmark	DK	29.4
374	376=	↑	University of Oulu	FI	29.3
375	397=	↑	Pakistan Institute of Eng & Applied Sciences	PK	29.2
376	363=	↓	Oxford Brookes University	UK	29.1
377=	369=	↓	James Cook University	AU	29
377=	373=	↓	University of Connecticut	US	29
379=	450=	↑	Sultan Qaboos University	OM	28.9
379=	362	↓	Taipei Medical University	TW	28.9
379=	348	↓	Université de Strasbourg	FR	28.9
379=	442	↑	Universiti Teknologi Brunei	BN	28.9
383=	381=	↓	Indian Institute of Technology Roorkee IITR	IN	28.8
383=	345=	↓	Rensselaer Polytechnic Institute	US	28.8
383=	387=	↑	Swinburne University of Technology	AU	28.8
383=	420=	↑	Universidad de Palermo	AR	28.8
387=	373=	↓	Tomsk Polytechnic University	RU	28.7
387=	443=	↑	University of Macau	MO	28.7
389=	426=	↑	Università degli Studi di Trento	IT	28.6
389=	422=	↑	Università di Pisa	IT	28.6
389=	369=	↓	University of Tromsø	NO	28.6
392=	439=	↑	Kazan Federal University	RU	28.5
392=	446=	↑	RUDN University	RU	28.5
392=	397=	↑	University of Colorado at Denver	US	28.5
395=	352=	↓	Kobe University	JP	28.4
395=		new	Tampere University	FI	28.4
395=	420=	↑	The American University in Cairo	EG	28.4
398=	375	↓	University of St Gallen (HSG)	CH	28.3
398=	387=	↓	Wake Forest University	US	28.3

2020	2019		Institution		Score
400=	415=	↑	Huazhong University of Science & Technology	CN	28.2
400=	397=	↓	La Trobe University	AU	28.2
400=	417=	↑	National Uni of Sciences & Tech Islamabad	PK	28.2
400=	367=	↓	Universidad Austral	AR	28.2
400=	381=	↓	University of the Witwatersrand	ZA	28.2
400=	391=	↓	Washington State University	US	28.2
406	407=	↑	University of Coimbra	PT	28.1
407=	387=	↓	Hankuk University of Foreign Studies	KR	28
407=	432=	↑	Sharif University of Technology	IR	28
407=	419	↑	University of Tennessee	US	28
410=	407=	↓	Johannes Gutenberg Universität Mainz	DE	27.9
410=	402=	↓	National Sun Yat-sen University	TW	27.9
412=	397=	↓	Chung-Ang University	KR	27.8
412=	456=	↑	Johannes Kepler Universität Linz	AT	27.8
412=	422=	↑	Shanghai University	CN	27.8
416	402=	↓	Laval University	CA	27.7
417	396	↓	Goldsmiths, University of London	UK	27.6
418	394=	↓	L N Gumilyov Eurasian National University	KZ	27.5
419=	407=	↓	Ben Gurion University of the Negev	IL	27.4
419=	412=	↓	Tulane University	US	27.4
421=	426=	↑	Illinois Institute of Technology	US	27.3
421=	405=	↓	Universidade Nova de Lisboa	PT	27.3
421=	435=	↑	University of Iowa	US	27.3
424=	478=	↑	Flinders University	AU	27.2
424=	472=	↑	Università degli Studi di Napoli Federico II	IT	27.2
424=	397=	↓	Universität Konstanz	DE	27.2
427=	415=	↓	National Central University	TW	27.1
427=	405=	↓	Stellenbosch University	ZA	27.1
429=	422=	↓	Dublin City University	IE	27
429=	443=	↑	Tianjin University	CN	27
429=	391=	↓	University of Liège	BE	27
432=	376=	↓	Boston College	US	26.7
432=	372	↓	Ruhr-Universität Bochum	DE	26.7
432=	412=	↓	Universidad de Zaragoza	ES	26.7
435	470=	↑	Universidad Politécnica de Madrid	ES	26.5
436=	464=	↑	Beijing Institute of Technology	CN	26.4
436=	511-520	↑	ITMO University	RU	26.4
438	384=	↓	Universidad de Belgrano	AR	26.3
439=	404	↓	Peter the Great St Petersburg Polytechnic Uni	RU	26.2
439=	464=	↑	Universidade Federal de São Paulo	BR	26.2

2020	2019		Institution		Score
439=	461=	↑	University of Saskatchewan	CA	26.2
442=	381=	↓	Aston University	UK	26
442=	464=	↑	Auckland University of Technology	NZ	26
442=	443=	↑	Bond University	AU	26
442=	464=	↑	Chiba University	JP	26
442=	450=	↑	Colorado State University	US	26
442=	481=	↑	UCSI University	MY	26
448=	472=	↑	Florida State University	US	25.8
448=	456=	↑	Hitotsubashi University	JP	25.8
448=	501-510	↑	Università degli Studi di Firenze	IT	25.8
451=	448=	↓	Koç University	TR	25.7
451=	476=	↑	National Uni of Science & Technology MISIS	RU	25.7
451=	476=	↑	Xiamen University	CN	25.7
454=	432=	↓	Dongguk University	KR	25.6
454=	446=	↓	National Technical University of Athens	GR	25.6
454=	435=	↓	Sogang University	KR	25.6
454=	384=	↓	University of California, Riverside	US	25.6
458=	489=	↑	Université de Bordeaux	FR	25.5
458=	488	↑	Vilnius University	LT	25.5
460	453=	↓	University of Maryland, Baltimore County	US	25.4
461	450=	↓	Oregon State University	US	25.3
462=	491=	↑	Beihang University	CN	25.2
462=	464=	↑	Concordia University	CA	25.2
462=	521-530	↑	Julius-Maximilians-Universität Würzburg	DE	25.2
462=	435=	↓	Swansea University	UK	25.2
462=	456=	↓	Catholic University of Korea	KR	25.2
462=	500=	↑	University of Science & Technology Beijing	CN	25.2
468=	429=	↓	Brandeis University	US	25.1
468=	521-530	↑	Pontificia Universidad Javeriana	CO	25.1
468=	541-550	↑	Shandong University	CN	25.1
468=	461=	↓	Universität des Saarlandes	DE	25.1
468=	498=	↑	Western Sydney University	AU	25.1
468=	460	↓	Yokohama City University	JP	25.1
474=	551-560	↑	Pontificia Universidad Católica del Perú	PE	25
474=	431	↓	The University of Georgia	US	25
474=	487	↑	University of Delhi	IN	25
477	500=	↑	Singapore Management University	SG	24.9
478=	453=	↓	Christian-Albrechts-Universität zu Kiel	DE	24.8
478=	417=	↓	University of Stirling	UK	24.8
480=	541-550	↑	South China University of Technology	CN	24.7

2020	2019		Institution		Score
480=	407=	↓	Universidad Externado de Colombia	CO	24.7
482=	491=	↑	Uni Estadual Paulista Júlio de Mesquita Filho	BR	24.6
482=	521-530	↑	Universiti Teknologi Petronas	MY	24.6
484=	432=	↓	Aberystwyth University	UK	24.5
484=	429=	↓	Chang Gung University	TW	24.5
484=	475	↓	Jilin University	CN	24.5
484=	601-650	↑	University of Canberra	AU	24.5
484=	439=	↓	Wayne State University	US	24.5
489=	498=	↑	Amirkabir University of Technology	IR	24.4
489=	511-520	↑	Universidad de Santiago de Chile	CL	24.4
491=	472=	↓	Indian Institute of Technology Guwahati IITG	IN	24.3
491=	521-530	↑	Lappeenranta University of Technology	FI	24.3
491=	480	↓	M O Auezov South Kazakhstan State University	KZ	24.3
491=	531-540	↑	Universidad de Montevideo	UY	24.3
491=	453=	↓	Université Aix-Marseille	FR	24.3
491=	439=	↓	University of Delaware	US	24.3
491=	481=	↓	V N Karazin Kharkiv National University	UA	24.3
498=	531-540	↑	Czech Technical University In Prague	CZ	24.2
498=	422=	↓	Université de Montpellier	FR	24.2
498=	481=	↓	University of Eastern Finland	FI	24.2
501-510	456=	↓	Bilkent University	TR	23.5 - 24.1
501-510	478=	↓	Inst National des Sciences Appliquées de Lyon	FR	23.5 - 24.1
501-510	448=	↓	King Khalid University	SA	23.5 - 24.1
501-510	511-520	↑	Southeast University	CN	23.5 - 24.1
501-510	541-550	↑	Umm Al-Qura University	SA	23.5 - 24.1
501-510	481=	↓	Universidad de Alcalá	ES	23.5 - 24.1
501-510	511-520	↑	Universidad de la Habana	CU	23.5 - 24.1
501-510	551-560	↑	University of Johannesburg	ZA	23.5 - 24.1
501-510	470=	↓	University of Szeged	HU	23.5 - 24.1
501-510	426=	↓	University of Texas Dallas	US	23.5 - 24.1
511-520	489=	↓	Iowa State University	US	22.9 - 23.4
511-520	561-570	↑	Martin-Luther-Universität Halle-Wittenberg	DE	22.9 - 23.4
511-520	561-570	↑	National Taipei University of Technology	TW	22.9 - 23.4
511-520	551-560	↑	Quaid-i-Azam University	PK	22.9 - 23.4
511-520	601-650	↑	Taylor's University	MY	22.9 - 23.4
511-520	501-510	↓	Universidad de Costa Rica	CR	22.9 - 23.4
511-520	495=	↓	Universidad de Granada	ES	22.9 - 23.4
511-520	491=	↓	Università Cattolica del Sacro Cuore	IT	22.9 - 23.4
511-520	511-520	→	Università degli Studi di Roma Tor Vergata	IT	22.9 - 23.4
511-520	521-530	↑	Université Paul Sabatier Toulouse III	FR	22.9 - 23.4



2020	2019		Institution		Score
511-520	501-510	↓	University of Ulsan	KR	22.9 - 23.4
511-520	481=	↓	York University, Canada	CA	22.9 - 23.4
521-530	435=	↓	Bangor University	UK	22.4 - 22.8
521-530	521-530	→	Cairo University	EG	22.4 - 22.8
521-530	551-560	↑	Inha University	KR	22.4 - 22.8
521-530	551-560	↑	Justus-Liebig-Universität Gießen	DE	22.4 - 22.8
521-530	501-510	↓	National Research Saratov State University	RU	22.4 - 22.8
521-530	501-510	↓	Pusan National University	KR	22.4 - 22.8
521-530	501-510	↓	Sabancı University	TR	22.4 - 22.8
521-530	500=	↓	Technische Universität Braunschweig	DE	22.4 - 22.8
521-530	511-520	↓	Universität Bremen	DE	22.4 - 22.8
521-530	511-520	↓	University of Limerick	IE	22.4 - 22.8
521-530	601-650	↑	Warsaw University of Technology	PL	22.4 - 22.8
531-540	461=	↓	Clark University	US	22 - 22.3
531-540	571-580	↑	Coventry University	UK	22 - 22.3
531-540	501-510	↓	East China Normal University	CN	22 - 22.3
531-540	541-550	↑	Far Eastern Federal University	RU	22 - 22.3
531-540	511-520	↓	Kumamoto University	JP	22 - 22.3
531-540	521-530	↓	Nagasaki University	JP	22 - 22.3
531-540	521-530	↓	Renmin University of China	CN	22 - 22.3
531-540	581-590	↑	Universität Leipzig	DE	22 - 22.3
531-540	531-540	→	Université Panthéon-Assas Paris 2	FR	22 - 22.3
541-550	531-540	↓	Abo Akademi University	FI	21.8 - 21.9
541-550	581-590	↑	Imam Abdulrahman Bin Faisal Uni (Dammam)	SA	21.8 - 21.9
541-550	561-570	↑	Karl-Franzens-Universität Graz	AT	21.8 - 21.9
541-550		new	Management & Science University	MY	21.8 - 21.9
541-550	531-540	↓	Southern Federal University	RU	21.8 - 21.9
541-550	531-540	↓	Taras Shevchenko National University of Kyiv	UA	21.8 - 21.9
541-550	571-580	↑	Università degli Studi di Torino	IT	21.8 - 21.9
541-550	601-650	↑	Universität Bayreuth	DE	21.8 - 21.9
551-560	601-650	↑	Bar-Ilan University	IL	21.5 - 21.7
551-560	531-540	↓	East China University of Science & Technology	CN	21.5 - 21.7
551-560	591-600	↑	Hallym University	KR	21.5 - 21.7
551-560	501-510	↓	Lehigh University	US	21.5 - 21.7
551-560	571-580	↑	Masaryk University	CZ	21.5 - 21.7
551-560	601-650	↑	National Chengchi University	TW	21.5 - 21.7
551-560	541-550	↓	Osaka City University	JP	21.5 - 21.7
551-560		new	Universidad Pontificia Bolivariana	CO	21.5 - 21.7
551-560	531-540	↓	University of Aveiro	PT	21.5 - 21.7
551-560	591-600	↑	University of Missouri, Columbia	US	21.5 - 21.7

2020	2019		Institution		Score
551-560	561-570	↑	University of Pretoria	ZA	21.5 - 21.7
561-570	561-570	→	Aristotle University of Thessaloniki	GR	21.1 - 21.4
561-570	501-510	↓	Drexel University	US	21.1 - 21.4
561-570	481=	↓	Kazakh National Pedagogical University Abai	KZ	21.1 - 21.4
561-570	464=	↓	Kazakh National Technical Uni K I Satpayev	KZ	21.1 - 21.4
561-570	531-540	↓	New School University	US	21.1 - 21.4
561-570	511-520	↓	Okayama University	JP	21.1 - 21.4
561-570	581-590	↑	Universidad Anahuac	MX	21.1 - 21.4
561-570	541-550	↓	Université du Québec	CA	21.1 - 21.4
561-570	500=	↓	Université Saint-Joseph de Beyrouth	LB	21.1 - 21.4
561-570	541-550	↓	University of Cincinnati	US	21.1 - 21.4
561-570	551-560	↓	University of Nebraska	US	21.1 - 21.4
561-570	561-570	→	University of South Carolina, Columbia	US	21.1 - 21.4
571-580	571-580	→	Chonbuk National University	KR	20.8 - 21
571-580	571-580	→	Dalian University of Technology	CN	20.8 - 21
571-580	581-590	↑	Konkuk University	KR	20.8 - 21
571-580	591-600	↑	Murdoch University	AU	20.8 - 21
571-580	581-590	↑	University of Guelph	CA	20.8 - 21
571-580	581-590	↑	University of Massachusetts, Boston	US	20.8 - 21
571-580	495=	↓	University of Oklahoma	US	20.8 - 21
571-580	531-540	↓	University of Vermont	US	20.8 - 21
581-590	501-510	↓	Howard University	US	20.6 - 20.7
581-590	561-570	↓	Kanazawa University	JP	20.6 - 20.7
581-590	601-650	↑	Lebanese American University	LB	20.6 - 20.7
581-590	551-560	↓	Syracuse University	US	20.6 - 20.7
581-590	581-590	→	Università degli Studi di Pavia	IT	20.6 - 20.7
581-590	561-570	↓	Universitat de Valencia	ES	20.6 - 20.7
581-590	601-650	↑	Université de Fribourg	CH	20.6 - 20.7
581-590	591-600	↑	University of Balamand	LB	20.6 - 20.7
591-600	591-600	→	Kingston University, London	UK	20.3 - 20.5
591-600	601-650	↑	Lingnan University	HK	20.3 - 20.5
591-600	551-560	↓	Middle East Technical University	TR	20.3 - 20.5
591-600	601-650	↑	Universidad Nacional de La Plata	AR	20.3 - 20.5
591-600	541-550	↓	Universitat Ramon Llull	ES	20.3 - 20.5
591-600	601-650	↑	Universiti Utara Malaysia	MY	20.3 - 20.5
591-600	651-700	↑	University of Ljubljana	SI	20.3 - 20.5
591-600	601-650	↑	University of Milano-Bicocca	IT	20.3 - 20.5
591-600	591-600	→	University of Mons	BE	20.3 - 20.5
591-600	581-590	↓	Vilnius Gediminas Technical University	LT	20.3 - 20.5
591-600		new	University of Côte d'Azur	FR	20.3 - 20.4

2020	2019		Institution		Score
601-650	651-700	↑	Ajou University	KR	18.5 - 20.2
601-650	541-550	↓	American University	US	18.5 - 20.2
601-650	561-570	↓	American University in Dubai	AE	18.5 - 20.2
601-650	651-700	↑	Ateneo de Manila University	PH	18.5 - 20.2
601-650	701-750	↑	Bogor Agricultural University	ID	18.5 - 20.2
601-650	601-650	→	Central Queensland University	AU	18.5 - 20.2
601-650	651-700	↑	Chiang Mai University	TH	18.5 - 20.2
601-650	601-650	→	City University of New York	US	18.5 - 20.2
601-650	601-650	→	Clarkson University	US	18.5 - 20.2
601-650	581-590	↓	College of William & Mary	US	18.5 - 20.2
601-650	651-700	↑	Gifu University	JP	18.5 - 20.2
601-650	651-700	↑	Holy Spirit University of Kaslik	LB	18.5 - 20.2
601-650	581-590	↓	Instituto Tecnológico de Buenos Aires	AR	18.5 - 20.2
601-650	601-650	→	Iran University of Science & Technology	IR	18.5 - 20.2
601-650	601-650	→	Keele University	UK	18.5 - 20.2
601-650	651-700	↑	Kyungpook National University	KR	18.5 - 20.2
601-650	601-650	→	Lobachevsky State Uni of Nizhni Novgorod	RU	18.5 - 20.2
601-650	591-600	↓	Michigan Technological University	US	18.5 - 20.2
601-650	651-700	↑	Niigata University	JP	18.5 - 20.2
601-650	651-700	↑	Palacký University Olomouc	CZ	18.5 - 20.2
601-650	601-650	→	Pontificia Uni Católica do Rio de Janeiro	BR	18.5 - 20.2
601-650	601-650	→	Sichuan University	CN	18.5 - 20.2
601-650	601-650	→	Smith College	US	18.5 - 20.2
601-650	601-650	→	Tallinn University of Technology	EE	18.5 - 20.2
601-650	601-650	→	Thammasat University	TH	18.5 - 20.2
601-650	651-700	↑	Tokyo Metropolitan University	JP	18.5 - 20.2
601-650	571-580	↓	Tokyo University of Agriculture & Technology	JP	18.5 - 20.2
601-650	601-650	→	Ulster University	UK	18.5 - 20.2
601-650	651-700	↑	Universidad de Concepción	CL	18.5 - 20.2
601-650	591-600	↓	Universidad de Salamanca	ES	18.5 - 20.2
601-650	591-600	↓	Universidad de San Andrés	AR	18.5 - 20.2
601-650	601-650	→	Universidad de Sevilla	ES	18.5 - 20.2
601-650	751-800	↑	Universidad Panamericana	MX	18.5 - 20.2
601-650	651-700	↑	Universidad Torcuato Di Tella	AR	18.5 - 20.2
601-650	601-650	→	Universität Duisburg-Essen	DE	18.5 - 20.2
601-650	571-580	↓	Universität Regensburg	DE	18.5 - 20.2
601-650	591-600	↓	University of Bradford	UK	18.5 - 20.2
601-650	601-650	→	University of Debrecen	HU	18.5 - 20.2
601-650	591-600	↓	University of Hyderabad	IN	18.5 - 20.2
601-650	601-650	→	University of Jordan	JO	18.5 - 20.2

2020	2019		Institution		Score
601-650	551-560	↓	University of Kentucky	US	18.5 - 20.2
601-650	701-750	↑	University of Klagenfurt	AT	18.5 - 20.2
601-650	601-650	→	University of Manitoba	CA	18.5 - 20.2
601-650	494	↓	University of New Mexico	US	18.5 - 20.2
601-650	581-590	↓	University of Oregon	US	18.5 - 20.2
601-650	601-650	→	University of Portsmouth	UK	18.5 - 20.2
601-650	521-530	↓	University of South Florida	US	18.5 - 20.2
601-650	701-750	↑	University of Tehran	IR	18.5 - 20.2
601-650	651-700	↑	Victoria University	AU	18.5 - 20.2
601-650	601-650	→	Virginia Commonwealth University	US	18.5 - 20.2
601-650	601-650	→	Worcester Polytechnic Institute	US	18.5 - 20.2
651-700	751-800	↑	Airlangga University	ID	16.7 - 18.4
651-700	571-580	↓	Boğaziçi Üniversitesi	TR	16.7 - 18.4
651-700	651-700	→	Brno University of Technology	CZ	16.7 - 18.4
651-700	651-700	→	Carleton University	CA	16.7 - 18.4
651-700	651-700	→	Charles Darwin University	AU	16.7 - 18.4
651-700	651-700	→	China Agricultural University	CN	16.7 - 18.4
651-700	751-800	↑	Edith Cowan University	AU	16.7 - 18.4
651-700	701-750	↑	Eötvös Loránd University	HU	16.7 - 18.4
651-700	561-570	↓	Indiana Uni-Purdue University Indianapolis	US	16.7 - 18.4
651-700	651-700	→	Instituto Politécnico Nacional	MX	16.7 - 18.4
651-700	651-700	→	Instituto Tecnológico Autonomo de México	MX	16.7 - 18.4
651-700	651-700	→	International Islamic University Malaysia	MY	16.7 - 18.4
651-700	651-700	→	Istanbul Technical University	TR	16.7 - 18.4
651-700	601-650	↓	Jadavpur University	IN	16.7 - 18.4
651-700	651-700	→	Jordan University of Science & Technology	JO	16.7 - 18.4
651-700	601-650	↓	Kagoshima University	JP	16.7 - 18.4
651-700		new	Kaohsiung Medical University	TW	16.7 - 18.4
651-700	651-700	→	Kazakh National Agrarian University	KZ	16.7 - 18.4
651-700	551-560	↓	Leibniz Universität Hannover	DE	16.7 - 18.4
651-700	651-700	→	Louisiana State University	US	16.7 - 18.4
651-700	701-750	↑	Missouri University of Science & Technology	US	16.7 - 18.4
651-700	651-700	→	National and Kapodistrian Uni of Athens	GR	16.7 - 18.4
651-700	651-700	→	National Chung Hsing University	TW	16.7 - 18.4
651-700	701-750	↑	National Technical Uni Kharkiv Polytechnic Inst	UA	16.7 - 18.4
651-700	601-650	↓	Osaka Prefecture University	JP	16.7 - 18.4
651-700	601-650	↓	Philipps-Universität Marburg	DE	16.7 - 18.4
651-700	531-540	↓	Pontificia Universidade Católica de São Paulo	BR	16.7 - 18.4
651-700	601-650	↓	Rutgers The State Uni of New Jersey, Newark	US	16.7 - 18.4
651-700	701-750	↑	Samara National Research University	RU	16.7 - 18.4

2020	2019		Institution		Score
651-700	651-700	→	Sejong University	KR	16.7 - 18.4
651-700	651-700	→	Stevens Institute of Technology	US	16.7 - 18.4
651-700	651-700	→	Temple University	US	16.7 - 18.4
651-700	701-750	↑	Universidad de Antioquia	CO	16.7 - 18.4
651-700	601-650	↓	Universidad del Pais Vasco	ES	16.7 - 18.4
651-700	701-750	↑	Universidad Iberoamericana	MX	16.7 - 18.4
651-700	581-590	↓	Universidade de Santiago de Compostela	ES	16.7 - 18.4
651-700	601-650	↓	Universidade Federal de Minas Gerais	BR	16.7 - 18.4
651-700	601-650	↓	Universidade Federal do Rio Grande Do Sul	BR	16.7 - 18.4
651-700	701-750	↑	Università degli Studi di Genova	IT	16.7 - 18.4
651-700	495=	↓	Universität Hohenheim	DE	16.7 - 18.4
651-700	601-650	↓	Université Claude Bernard Lyon 1	FR	16.7 - 18.4
651-700	651-700	→	Université de Sherbrooke	CA	16.7 - 18.4
651-700	751-800	↑	Universiti Teknologi MARA	MY	16.7 - 18.4
651-700	651-700	→	University of Denver	US	16.7 - 18.4
651-700	651-700	→	University of Haifa	IL	16.7 - 18.4
651-700	651-700	→	University of Houston	US	16.7 - 18.4
651-700	651-700	→	University of Minho	PT	16.7 - 18.4
651-700	701-750	↑	University of Pécs	HU	16.7 - 18.4
651-700	601-650	↓	University of Plymouth	UK	16.7 - 18.4
651-700	651-700	→	University of Seoul	KR	16.7 - 18.4
651-700	651-700	→	University of Sharjah	AE	16.7 - 18.4
651-700	601-650	↓	University of Westminster	UK	16.7 - 18.4
651-700	651-700	→	University of Windsor	CA	16.7 - 18.4
651-700	701-750	↑	Zayed University	AE	16.7 - 18.4
701-750	701-750	→	Abu Dhabi University	AE	15.2 - 16.6
701-750	751-800	↑	Beijing Jiaotong University	CN	15.2 - 16.6
701-750	751-800	↑	Beijing University of Technology	CN	15.2 - 16.6
701-750	701-750	→	Bournemouth University	UK	15.2 - 16.6
701-750	801-1000	↑	Central South University	CN	15.2 - 16.6
701-750	651-700	↓	Chonnam National University	KR	15.2 - 16.6
701-750	701-750	→	Chungnam National University	KR	15.2 - 16.6
701-750	701-750	→	Clemson University	US	15.2 - 16.6
701-750	701-750	→	Dankook University	KR	15.2 - 16.6
701-750	701-750	→	Georgia State University	US	15.2 - 16.6
701-750	701-750	→	Hunan University	CN	15.2 - 16.6
701-750	751-800	↑	Kansas State University	US	15.2 - 16.6
701-750	701-750	→	Lahore University of Management Sciences	PK	15.2 - 16.6
701-750	751-800	↑	London South Bank University	UK	15.2 - 16.6
701-750	751-800	↑	Manipal Academy of Higher Education	IN	15.2 - 16.6

2020	2019		Institution		Score
701-750	701-750	→	Maynooth University	IE	15.2 - 16.6
701-750	651-700	↓	Memorial University of Newfoundland	CA	15.2 - 16.6
701-750	601-650	↓	National Technical Uni, Kyiv Polytechnic Inst	UA	15.2 - 16.6
701-750	701-750	→	Northumbria University at Newcastle	UK	15.2 - 16.6
701-750	801-1000	↑	Nottingham Trent University	UK	15.2 - 16.6
701-750	751-800	↑	Pontificia Universidad Católica de Valparaíso	CL	15.2 - 16.6
701-750	751-800	↑	Riga Technical University	LV	15.2 - 16.6
701-750		new	Rovira i Virgili University	ES	15.2 - 16.6
701-750		new	Shenzhen University	CN	15.2 - 16.6
701-750	651-700	↓	Southern Methodist University	US	15.2 - 16.6
701-750	751-800	↑	Sumy State University	UA	15.2 - 16.6
701-750	701-750	→	Universidad Adolfo Ibáñez	CL	15.2 - 16.6
701-750	751-800	↑	Universidad Central de Venezuela	VE	15.2 - 16.6
701-750		new	Universidad de Alicante	ES	15.2 - 16.6
701-750	751-800	↑	Universidad de Guadalajara	MX	15.2 - 16.6
701-750		new	Universidad ICESI	CO	15.2 - 16.6
701-750	751-800	↑	Universidade Federal de Santa Catarina	BR	15.2 - 16.6
701-750	701-750	→	Università degli Studi di Siena	IT	15.2 - 16.6
701-750	701-750	→	Università degli Studi di Trieste	IT	15.2 - 16.6
701-750	601-650	↓	Universität Potsdam	DE	15.2 - 16.6
701-750	651-700	↓	Université de Lille	FR	15.2 - 16.6
701-750	651-700	↓	University at Albany, SUNY	US	15.2 - 16.6
701-750		new	University Malaysia Perlis	MY	15.2 - 16.6
701-750	701-750	→	University of Alabama	US	15.2 - 16.6
701-750	651-700	↓	University of Baghdad	IQ	15.2 - 16.6
701-750	751-800	↑	University of Central Florida	US	15.2 - 16.6
701-750	701-750	→	University of Greenwich	UK	15.2 - 16.6
701-750	701-750	→	University of Huddersfield	UK	15.2 - 16.6
701-750	591-600	↓	University of Hull	UK	15.2 - 16.6
701-750	701-750	→	University of Patras	GR	15.2 - 16.6
701-750	701-750	→	University of Tulsa	US	15.2 - 16.6
701-750	651-700	↓	University of Wyoming	US	15.2 - 16.6
701-750	701-750	→	Vietnam National Uni, Ho Chi Minh City	VN	15.2 - 16.6
701-750	701-750	→	Yamaguchi University	JP	15.2 - 16.6
751-800	801-1000	↑	Ajman University	AE	14.2 - 15.1
751-800	751-800	→	Anna University	IN	14.2 - 15.1
751-800	801-1000	↑	Brigham Young University	US	14.2 - 15.1
751-800	801-1000	↑	Chongqing University	CN	14.2 - 15.1
751-800	751-800	→	Comenius University in Bratislava	SK	14.2 - 15.1
751-800	751-800	→	Dublin Institute of Technology	IE	14.2 - 15.1



2020	2019		Institution		Score
751-800	801-1000	↑	Florida International University	US	14.2 - 15.1
751-800	701-750	↓	Gunma University	JP	14.2 - 15.1
751-800	751-800	→	Jamia Millia Islamia, New Delhi	IN	14.2 - 15.1
751-800	751-800	→	Kaunas University of Technology	LT	14.2 - 15.1
751-800	651-700	↓	Kazakh-British Technical University	KZ	14.2 - 15.1
751-800	601-650	↓	Lanzhou University	CN	14.2 - 15.1
751-800	751-800	→	London Metropolitan University	UK	14.2 - 15.1
751-800	801-1000	↑	Loyola University Chicago	US	14.2 - 15.1
751-800	801-1000	↑	Manchester Metropolitan University	UK	14.2 - 15.1
751-800	751-800	→	National University Lviv Polytechnic	UA	14.2 - 15.1
751-800	751-800	→	New Jersey Institute of Technology	US	14.2 - 15.1
751-800		new	O P Jindal Global University	IN	14.2 - 15.1
751-800	751-800	→	Oklahoma State University	US	14.2 - 15.1
751-800	651-700	↓	Padjadjaran University	ID	14.2 - 15.1
751-800	751-800	→	Paris Lodron Universität Salzburg	AT	14.2 - 15.1
751-800	801-1000	↑	Plekhanov Russian University of Economics	RU	14.2 - 15.1
751-800	801-1000	↑	Shinshu University	JP	14.2 - 15.1
751-800	751-800	→	Slovak University of Technology in Bratislava	SK	14.2 - 15.1
751-800	801-1000	↑	Sofia University St Kliment Ohridski	BG	14.2 - 15.1
751-800	801-1000	↑	Southern Cross University	AU	14.2 - 15.1
751-800		new	Sunway University	MY	14.2 - 15.1
751-800		new	Technical University of Liberec	CZ	14.2 - 15.1
751-800	701-750	↓	Technische Universität Dortmund	DE	14.2 - 15.1
751-800	801-1000	↑	Universidad de La Sabana	CO	14.2 - 15.1
751-800	751-800	→	Universidad de las Américas Puebla	MX	14.2 - 15.1
751-800	701-750	↓	Universidad de San Francisco de Quito	EC	14.2 - 15.1
751-800	801-1000	↑	Universidad del Rosario	CO	14.2 - 15.1
751-800	751-800	→	Università Ca' Foscari Venezia	IT	14.2 - 15.1
751-800	801-1000	↑	Uni degli Studi di Modena e Reggio Emilia	IT	14.2 - 15.1
751-800	751-800	→	Università degli Studi di Perugia	IT	14.2 - 15.1
751-800	701-750	↓	Universität Bielefeld	DE	14.2 - 15.1
751-800	701-750	↓	Universität Düsseldorf	DE	14.2 - 15.1
751-800	701-750	↓	Universität Rostock	DE	14.2 - 15.1
751-800	701-750	↓	Université de Lorraine	FR	14.2 - 15.1
751-800		new	Universiti Malaysia Pahang	MY	14.2 - 15.1
751-800	701-750	↓	University of Brescia	IT	14.2 - 15.1
751-800	651-700	↓	University of Crete	GR	14.2 - 15.1
751-800	701-750	↓	University of East London	UK	14.2 - 15.1
751-800	751-800	→	University of Hertfordshire	UK	14.2 - 15.1
751-800	801-1000	↑	University of Maribor	SI	14.2 - 15.1

2020	2019		Institution		Score
751-800	751-800	→	University of Southern Queensland	AU	14.2 - 15.1
751-800		new	University of the West of England	UK	14.2 - 15.1
751-800	801-1000	↑	University of Zagreb	HR	14.2 - 15.1
751-800	701-750	↓	Yokohama National University	JP	14.2 - 15.1
801-1000	801-1000	→	Adam Mickiewicz University	PL	9 - 14.1
801-1000	801-1000	→	AGH University of Science & Technology	PL	9 - 14.1
801-1000	701-750	↓	Ain Shams University	EG	9 - 14.1
801-1000	801-1000	→	Alexandria University	EG	9 - 14.1
801-1000	801-1000	→	Aligarh Muslim University	IN	9 - 14.1
801-1000	801-1000	→	Amrita Vishwa Vidyapeetham	IN	9 - 14.1
801-1000	801-1000	→	Ankara Üniversitesi	TR	9 - 14.1
801-1000	801-1000	→	Assiut University	EG	9 - 14.1
801-1000	801-1000	→	Athens University of Economics & Business	GR	9 - 14.1
801-1000	801-1000	→	Auburn University	US	9 - 14.1
801-1000	801-1000	→	Australian Catholic University	AU	9 - 14.1
801-1000	801-1000	→	Babes-Bolyai University	RO	9 - 14.1
801-1000	801-1000	→	Baku State University	AZ	9 - 14.1
801-1000	801-1000	→	Banaras Hindu University	IN	9 - 14.1
801-1000	801-1000	→	Bangladesh Uni of Engineering & Technology	BD	9 - 14.1
801-1000	801-1000	→	Baylor University	US	9 - 14.1
801-1000	751-800	↓	Beijing Foreign Studies University	CN	9 - 14.1
801-1000		new	Beirut Arab University	LB	9 - 14.1
801-1000	801-1000	→	Belarusian National Technical University	BY	9 - 14.1
801-1000		new	Bina Nusantara University	ID	9 - 14.1
801-1000	801-1000	→	Binghamton University SUNY	US	9 - 14.1
801-1000	801-1000	→	Birla Institute of Technology & Science	IN	9 - 14.1
801-1000		new	Birmingham City University	UK	9 - 14.1
801-1000	801-1000	→	Budapest Uni of Technology & Economics	HU	9 - 14.1
801-1000		new	Canterbury Christ Church University	UK	9 - 14.1
801-1000	751-800	↓	COMSATS Institute of Information Technology	PK	9 - 14.1
801-1000	801-1000	→	Corvinus University of Budapest	HU	9 - 14.1
801-1000	801-1000	→	Cracow University of Technology	PL	9 - 14.1
801-1000		new	Czech University of Life Sciences in Prague	CZ	9 - 14.1
801-1000	801-1000	→	De La Salle University	PH	9 - 14.1
801-1000		new	De Montfort University	UK	9 - 14.1
801-1000	801-1000	→	Diponegoro University	ID	9 - 14.1
801-1000	651-700	↓	E A Buketov Karaganda State University	KZ	9 - 14.1
801-1000	801-1000	→	Edinburgh Napier University	UK	9 - 14.1
801-1000		new	Escuela Politécnica Nacional	EC	9 - 14.1
801-1000	801-1000	→	Escuela Superior Politécnica del Litoral	EC	9 - 14.1

2020	2019		Institution		Score
801-1000	801-1000	→	Fordham University	US	9 - 14.1
801-1000		new	Gdansk University of Technology	PL	9 - 14.1
801-1000	801-1000	→	George Mason University	US	9 - 14.1
801-1000	751-800	↓	German Jordanian University	JO	9 - 14.1
801-1000		new	Glasgow Caledonian University	UK	9 - 14.1
801-1000	801-1000	→	Hacettepe University	TR	9 - 14.1
801-1000	801-1000	→	Istanbul University	TR	9 - 14.1
801-1000	751-800	↓	Karaganda State Technical University	KZ	9 - 14.1
801-1000	801-1000	→	Kasetsart University	TH	9 - 14.1
801-1000	801-1000	→	Kazakh Ablai Khan Uni of Int Rels & World Lang	KZ	9 - 14.1
801-1000	751-800	↓	Kent State University	US	9 - 14.1
801-1000	801-1000	→	Khon Kaen University	TH	9 - 14.1
801-1000	801-1000	→	King Faisal University	SA	9 - 14.1
801-1000	801-1000	→	King Mongkut's Uni of Technology Thonburi	TH	9 - 14.1
801-1000	801-1000	→	Kuwait University	KW	9 - 14.1
801-1000	801-1000	→	Kyoto Institute of Technology	JP	9 - 14.1
801-1000	801-1000	→	Kyushu Institute of Technology	JP	9 - 14.1
801-1000		new	Liverpool John Moores University	UK	9 - 14.1
801-1000	801-1000	→	Łódź University of Technology	PL	9 - 14.1
801-1000	801-1000	→	Marquette University	US	9 - 14.1
801-1000	801-1000	→	Miami University	US	9 - 14.1
801-1000	751-800	↓	Middlesex University	UK	9 - 14.1
801-1000	801-1000	→	Multimedia University	MY	9 - 14.1
801-1000	801-1000	→	Mustansiriyah University	IQ	9 - 14.1
801-1000	751-800	↓	Nagoya Institute of Technology	JP	9 - 14.1
801-1000	801-1000	→	National Chung Cheng University	TW	9 - 14.1
801-1000	801-1000	→	Nicolaus Copernicus University	PL	9 - 14.1
801-1000			Notre Dame University-Louaize	LB	9 - 14.1
801-1000	801-1000	→	Novosibirsk State Technical University	RU	9 - 14.1
801-1000	801-1000	→	Ohio University	US	9 - 14.1
801-1000		new	Politecnico di Bari	IT	9 - 14.1
801-1000	801-1000	→	Pontificia Universidad Católica del Ecuador	EC	9 - 14.1
801-1000	801-1000	→	Pontificia Uni Católica do Rio Grande do Sul	BR	9 - 14.1
801-1000	801-1000	→	Poznan University of Technology	PL	9 - 14.1
801-1000	801-1000	→	Prince of Songkla University	TH	9 - 14.1
801-1000		new	Princess Sumaya University for Technology	JO	9 - 14.1
801-1000	801-1000	→	Rhodes University	ZA	9 - 14.1
801-1000	801-1000	→	Riga Stradins University	LV	9 - 14.1
801-1000		new	Rikkyo University	JP	9 - 14.1
801-1000	801-1000	→	Ritsumeikan University	JP	9 - 14.1

2020	2019		Institution		Score
801-1000	801-1000	→	Ryerson University	CA	9 - 14.1
801-1000	801-1000	→	Saitama University	JP	9 - 14.1
801-1000	801-1000	→	San Diego State University	US	9 - 14.1
801-1000	801-1000	→	Savitribai Phule Pune University	IN	9 - 14.1
801-1000	801-1000	→	Seoul National Uni of Science & Technology	KR	9 - 14.1
801-1000	801-1000	→	Sepuluh Nopember Institute of Technology	ID	9 - 14.1
801-1000	801-1000	→	Shahid Beheshti University Tehran	IR	9 - 14.1
801-1000	701-750	↓	Shanghai International Studies University	CN	9 - 14.1
801-1000		new	Sheffield Hallam University	UK	9 - 14.1
801-1000	801-1000	→	Shiraz University	IR	9 - 14.1
801-1000	751-800	↓	Sophia University	JP	9 - 14.1
801-1000	801-1000	→	South Ural State University	RU	9 - 14.1
801-1000	801-1000	→	Tallinn University	EE	9 - 14.1
801-1000	801-1000	→	Technical University of Kosice	SK	9 - 14.1
801-1000	801-1000	→	Tecnológico de Costa Rica	CR	9 - 14.1
801-1000	701-750	↓	Texas Tech University	US	9 - 14.1
801-1000	801-1000	→	Thapar University	IN	9 - 14.1
801-1000	801-1000	→	Robert Gordon University	UK	9 - 14.1
801-1000	801-1000	→	Tokai University	JP	9 - 14.1
801-1000	751-800	↓	Tokyo University of Science	JP	9 - 14.1
801-1000	801-1000	→	Universidad Austral de Chile	CL	9 - 14.1
801-1000	801-1000	→	Universidad Autónoma de Nuevo León	MX	9 - 14.1
801-1000	801-1000	→	Universidad Autónoma del Estado de México	MX	9 - 14.1
801-1000	751-800	↓	Universidad Autónoma Metropolitana	MX	9 - 14.1
801-1000	801-1000	→	Universidad Católica Andrés Bello	VE	9 - 14.1
801-1000	801-1000	→	Universidad de Castilla-La Mancha	ES	9 - 14.1
801-1000	801-1000	→	Universidad de la República	UY	9 - 14.1
801-1000		new	Universidad de Lima	PE	9 - 14.1
801-1000		new	Universidad de los Andes Chile	CL	9 - 14.1
801-1000	801-1000	→	Universidad de los Andes Mérida	VE	9 - 14.1
801-1000	801-1000	→	Universidad de Monterrey	MX	9 - 14.1
801-1000	801-1000	→	Universidad de Murcia	ES	9 - 14.1
801-1000	801-1000	→	Universidad de Oviedo	ES	9 - 14.1
801-1000	801-1000	→	Universidad de Puerto Rico	PR	9 - 14.1
801-1000	801-1000	→	Universidad de Talca	CL	9 - 14.1
801-1000	801-1000	→	Universidad del Norte	CO	9 - 14.1
801-1000	801-1000	→	Universidad del Valle	CO	9 - 14.1
801-1000	801-1000	→	Universidad Diego Portales	CL	9 - 14.1
801-1000	801-1000	→	Universidad EAFIT	CO	9 - 14.1
801-1000	751-800	↓	Universidad Nacional Costa Rica	CR	9 - 14.1

2020	2019		Institution		Score
801-1000		new	Universidad Nacional de Asunción	PY	9 - 14.1
801-1000	801-1000	→	Universidad Nacional de Córdoba	AR	9 - 14.1
801-1000	801-1000	→	Universidad Nacional de Mar del Plata	AR	9 - 14.1
801-1000	801-1000	→	Universidad Nacional de Rosario	AR	9 - 14.1
801-1000	801-1000	→	Universidad Peruana Cayetano Heredia	PE	9 - 14.1
801-1000	801-1000	→	Universidad Simón Bolívar Venezuela	VE	9 - 14.1
801-1000	801-1000	→	Universidad Técnica Federico Santa María	CL	9 - 14.1
801-1000	801-1000	→	Universidad Tecnológica de Panamá	PA	9 - 14.1
801-1000	801-1000	→	Universidad Tecnológica Nacional	AR	9 - 14.1
801-1000	751-800	↓	Universidade Catolica Portuguesa, Lisboa	PT	9 - 14.1
801-1000	801-1000	→	Universidade da Coruña	ES	9 - 14.1
801-1000	751-800	↓	Universidade de Brasília	BR	9 - 14.1
801-1000	801-1000	→	Universidade de Vigo	ES	9 - 14.1
801-1000	801-1000	→	Universidade do Estado do Rio de Janeiro	BR	9 - 14.1
801-1000	801-1000	→	Universidade Estadual de Londrina	BR	9 - 14.1
801-1000	701-750	↓	Universidade Federal de São Carlos	BR	9 - 14.1
801-1000	801-1000	→	Universidade Federal de Viçosa	BR	9 - 14.1
801-1000	801-1000	→	Universidade Federal do Paraná	BR	9 - 14.1
801-1000	801-1000	→	Universidade Federal do Pernambuco	BR	9 - 14.1
801-1000	801-1000	→	Universidade Federal Fluminense	BR	9 - 14.1
801-1000	801-1000	→	Università degli Studi di Catania	IT	9 - 14.1
801-1000	701-750	↓	Università degli Studi di Ferrara	IT	9 - 14.1
801-1000		new	Università degli Studi di Salerno	IT	9 - 14.1
801-1000		new	Università degli Studi di Udine	IT	9 - 14.1
801-1000	801-1000	→	Università degli Studi Roma Tre	IT	9 - 14.1
801-1000	801-1000	→	Università degli Studi di Palermo	IT	9 - 14.1
801-1000		new	Universität Siegen	DE	9 - 14.1
801-1000	801-1000	→	Université de Nantes	FR	9 - 14.1
801-1000	801-1000	→	Université de Poitiers	FR	9 - 14.1
801-1000	701-750	↓	Université de Rennes 1	FR	9 - 14.1
801-1000	801-1000	→	Université Lumière Lyon 2	FR	9 - 14.1
801-1000	801-1000	→	Université Paul-Valéry Montpellier 3	FR	9 - 14.1
801-1000	801-1000	→	Université Toulouse 1, Capitole	FR	9 - 14.1
801-1000		new	Universiti Malaysia Sarawak	MY	9 - 14.1
801-1000	701-750	↓	Universiti Tenaga Nasional	MY	9 - 14.1
801-1000		new	Universiti Tunku Abdul Rahman	MY	9 - 14.1
801-1000	801-1000	→	University of Arkansas, Fayetteville	US	9 - 14.1
801-1000	801-1000	→	University of Bahrain	BH	9 - 14.1
801-1000	801-1000	→	University of Bari	IT	9 - 14.1
801-1000	801-1000	→	University of Belgrade	RS	9 - 14.1
801-1000	751-800	↓	University of Brighton	UK	9 - 14.1

2020	2019		Institution		Score
801-1000	801-1000	→	University of Bucharest	RO	9 - 14.1
801-1000	801-1000	→	University of Calcutta	IN	9 - 14.1
801-1000	801-1000	→	University of Central Lancashire	UK	9 - 14.1
801-1000	801-1000	→	University of Dhaka	BD	9 - 14.1
801-1000	801-1000	→	University of Eng & Technology, Lahore	PK	9 - 14.1
801-1000	801-1000	→	University of Gdansk	PL	9 - 14.1
801-1000	701-750	↓	University of Kufa	IQ	9 - 14.1
801-1000	751-800	↓	University of Kwazulu-Natal	ZA	9 - 14.1
801-1000	801-1000	→	University of Latvia	LV	9 - 14.1
801-1000		new	University of Lincoln	UK	9 - 14.1
801-1000	801-1000	→	University of Łódź	PL	9 - 14.1
801-1000		new	University of Malaysia Sabah	MY	9 - 14.1
801-1000	801-1000	→	University of Mississippi	US	9 - 14.1
801-1000	801-1000	→	University of Montana Missoula	US	9 - 14.1
801-1000	801-1000	→	University of Mumbai	IN	9 - 14.1
801-1000	801-1000	→	University of New England	AU	9 - 14.1
801-1000	751-800	↓	University of New Hampshire	US	9 - 14.1
801-1000		new	University of Ostrava	CZ	9 - 14.1
801-1000		new	University of Parma	IT	9 - 14.1
801-1000		new	University of Peradeniya	LK	9 - 14.1
801-1000	751-800	↓	University of Salford	UK	9 - 14.1
801-1000	801-1000	→	University of San Diego	US	9 - 14.1
801-1000	801-1000	→	University of San Francisco	US	9 - 14.1
801-1000	801-1000	→	University of Santo Tomas	PH	9 - 14.1
801-1000	801-1000	→	University of Silesia	PL	9 - 14.1
801-1000	801-1000	→	University of the Pacific	US	9 - 14.1
801-1000	801-1000	→	University of the Punjab	PK	9 - 14.1
801-1000	801-1000	→	University of the Western Cape	ZA	9 - 14.1
801-1000	801-1000	→	University of Wrocław	PL	9 - 14.1
801-1000	801-1000	→	University Toulouse, Jean Jaurès	FR	9 - 14.1
801-1000	801-1000	→	Utah State University	US	9 - 14.1
801-1000	801-1000	→	Vellore Institute of Technology	IN	9 - 14.1
801-1000	801-1000	→	Verona University	IT	9 - 14.1
801-1000	801-1000	→	Vietnam National University, Hanoi	VN	9 - 14.1
801-1000	801-1000	→	Voronezh State University	RU	9 - 14.1
801-1000	801-1000	→	Vytautas Magnus University	LT	9 - 14.1
801-1000		new	Warsaw University of Life Sciences	PL	9 - 14.1
801-1000	801-1000	→	Wrocław University of Science & Technology	PL	9 - 14.1
801-1000		new	Wuhan University of Technology	CN	9 - 14.1
801-1000		new	Xi'an Jiaotong-Liverpool University	CN	9 - 14.1
801-1000	801-1000	→	Yeungnam University	KR	9 - 14.1



# QS World University Rankings®

## Methodology

*by Leigh Kamolins*

As international rankings of universities have become more established, the methodologies they use have become more settled. Sixteen editions of the QS World University Rankings have now appeared since the first in 2004, and the methodology used to compile them has evolved only gradually in the intervening years. A limited but important change made in 2011, for example, was the exclusion of self-citations from the citations per faculty measure.

Because of their history of consistency, the QS World University Rankings have become a stable tool for tracking institutional performance. Professor Sir David Eastwood, Vice-Chancellor of the University of Birmingham in the UK, said that the university recognises [the] “limitations of all league table methodologies,” but adds, “we value QS for the clarity and quality of the data and the stability which enable us to see and understand trends over time. This gives these Rankings a comparative advantage and considerable authority.” The difficulty that remains is where to find valid data that will enable reliable comparisons between institutions in different nations, cultures and education systems. The choice of measures used to compile the QS World University Rankings reflects how few indicators transfer across international borders.

### Changes for the 2020 Rankings

The core table of the QS World University Rankings continues to evaluate six key aspects of university activity, using the most recent data available. Nevertheless, QS strives to improve the Rankings incrementally each year. In the Rankings for 2018, two such changes were made. The first related to the global survey of graduate employers. The QS Intelligence Unit (QSIU) had previously weighted international responses – those from employers outside the university’s home nation – at 70 percent of an institution’s final score for this measure, and national responses at 30 percent. This can disadvantage institutions which are important players in national labour markets. So this weighting was changed to 50 percent each for the domestic and international response. This change could potentially give advantage to less globally-oriented universities in comparison to previous years.

At the same time, the way academic citations of published research was counted was altered to take account of the reality of research practice. Previously, citations were counted for each paper within a five-year window starting from the year of publication. However, very few citations appear in the first year of a paper’s life. Now six years are counted including the year of publication. The Global Academic Advisory Board for the Rankings approved this change, which applies to all QS rankings that include citations in their evaluation criteria. The present rankings include data on about 97 million citations in the Scopus database for 2013 to 2018.

### Academic reputation

Who better to ask about academic quality than the people who work in universities? The annual QS academic reputation survey measures the average reputation for research of an institution among academics in five broad subject areas. It is used to assess academic quality, and similar measures have long formed part of US university league tables.

QS asks academics worldwide to identify the institutions they consider best for research in one or more of five subject areas in which they identify themselves as knowledgeable: the Arts and Humanities, Engineering and Technology, Life Sciences and Medicine, Natural Sciences, and Social Sciences and Management. Respondents are found from previous years and from third-party databases. As well as telling QSIU their subject expertise, respondents identify which geographical areas they have most awareness of, from the Americas, Europe, the Middle East and Africa, or the Asia Pacific region. 95,000 completed responses were used to compile the 2020 results.

Respondents are asked to identify institutions from a provided list up to 10 institutions from their own country, and up to 30 outside it, that they consider excellent in the subject area, or areas, they have selected. As for the employer survey mentioned above, these two types of response are now weighted equally in the ensuing calculations. Respondents are not asked to rank the universities they name. Instead, their position on this indicator is based on the number of times each institution is cited. Responses are weighted by region and compiled into indices for the five subject areas, which are combined with the weighting to yield the final result. Respondents cannot vote for their own institution. For an analysis of the respondents for the 2020 Rankings, visit [iu.qs.com](https://iu.qs.com) under Academic Survey Responses.

Whilst being statistically robust, a reputation survey is subject to certain forms of bias. For example, big name universities and those in major cities may perform beyond expectations, and respondents may identify institutions as being strong in fields in which they are strong in research but which they do not offer for students. However, the number of respondents is growing on average year on year, so these forms of bias will continue to diminish. Although the evaluation of university research strength is likely to be skewed in favour of universities operating in widely-spoken languages, mainly English, the academic reputation component is more resistant to this effect than citation scores, resulting in many universities from non-English speaking countries performing more strongly in this survey. This is especially true for the Arts and Humanities. In addition, the data is processed to remove bias between subject areas.

## Employer reputation

Employer reputation is a measure of graduate quality from the perspective of global recruiters. QSIU conducts an annual survey with employer respondents sourced from QS's comprehensive databases and from a selection of partners and other organisations (see [iu.qs.com](https://iu.qs.com) under Employer Survey Responses for details). 45,000 completed surveys were evaluated for the 2020 results.

## Citations per faculty

Citations in leading academic journals are a conventional measure of institutional research strength. For the QS World University Rankings we use the number of citations divided by faculty numbers, to remove institutional size and subject specialism as a source of bias.

Since 2007, QS has employed citations data from Elsevier's SciVerse Scopus. Faculty numbers come from central statistics bodies, universities, institutions' websites or, in a few residual cases, from an extrapolated average. Elsevier supplies QSIU with five years of publication data with citation counts, and QS maps the names into the Scopus data. Not all faculty counted are research active. The breakdown of faculty is generally consistent across sample institutions, but some may have a higher concentration of either teaching or research faculty, giving them an advantage or a disadvantage in this indicator.

Since 2015, this citations data has been normalised to reflect the publishing culture of each academic area, for example the 'publish-or-perish' world of medical research, or the less journal-oriented approach of the humanities. But QS is also aware that this data is prone to bias in favour of publishing in English. While analysts correct for this factor, the US still benefits most from this imbalance, as it is by far the most prolific publisher of research in English. Furthermore, the volume of citations originating from US universities suggests that their academics cite each others' work more regularly than most of their counterparts in Europe or Asia. Rather than corruption, this difference reflects variation in normal academic practice and the sheer scale and global influence of US academe. The changes in how citations are handled by faculty area made in 2015 were designed to mitigate some of these effects.

### Faculty to student ratio

There is no globally available measure of teaching quality and most countries do not attempt national comparisons. So the ratio of faculty to students, however imperfect a measure, is the most universally available metric of a university's commitment to teaching. It is a valid measure because despite technology, there is no substitute in conventional universities for face-to-face contact. Students value being taught in small groups and the opportunity to consult tutors. Undergraduates and postgraduates are counted separately but in most cases, the sum of both is used. As with the citations indicator, this measure is compiled on the basis of total faculty numbers, without attempting to eliminate those not contributing to teaching. While this may be the best available indicator of commitment to teaching, it is a far from perfect measure of teaching quality, which remains one of the greatest challenges for international rankings. It does, however, provide meaningful insight into the likely student experience at the institution.

### Number of international faculty

The ability of an institution to attract, retain and compensate international faculty can be seen to be a measure of quality. The proportion of international faculty also provides an impression of institutional diversity, and perhaps of global progressiveness. Data is collected for this measure in the same way as for the faculty to student ratio. Raw scores are simply the proportion of the faculty who are international, defined as those who hold a different passport from the country of the institution. The greater this proportion, the higher the score. However, very high numbers are not necessarily a positive sign. Lower-quality faculty may have to seek employment outside their home nation, and a poor-quality institution may find it difficult to attract domestic faculty. But this study evaluates leading universities, so such institutions would be much less likely to be listed here.

### Number of international students

The proportion of students from abroad is another factor that suggests excellence, diversity, commitment to internationalism, and the provision of academic and pastoral support. International student data is collected as for the faculty-to-student indicator and the raw scores are the proportion of the student body that is international. Again, very high international student numbers may not necessarily be a good indicator of excellence. A poor-quality institution may find it difficult to attract domestic students, and instead focus overseas. But as with the international faculty measure, such a university is probably not going to appear here in the first place.

Students need to study abroad in a language they understand, giving institutions in English-speaking countries an advantage for both international indicators. In future, and as institutions provide more complete data, it may prove possible to count exchange students to add balance. They are already considered in various QS regional rankings.

Understanding the nature of an institution requires consideration for indicators beyond those listed here. In particular, it is not easy to measure international activity. Some universities have overseas campuses, international partnership programmes and exchange schemes, none of which are taken into account in this methodology. And it is possible to be globally active and internationally-minded even without such formal initiatives. The proportions of international students and staff have been selected as universally applicable indicators, albeit with a low weighting to avoid overstating their importance.

## Z-scores: a balancing tool

The Z-transformation method, also referred to as normal or standard scoring, is applied to each measure, ensuring that it contributes the intended amount to the overall score. This involves subtracting the mean score from each individual score, then dividing by the standard deviation of the scores. The percentile ranks of the Z-scores are then plotted using a standard normal distribution table. Initiated in 2007, this adjustment adds to the Rankings' reliability by ensuring that high performers on a single indicator do not gain a disproportionate advantage, and it aligns the QS Rankings with other similar assessments. Z-scores have also reduced year-on-year volatility. The chart sets out the weightings applied to the data. Since 2010 the allocation of weightings has been the responsibility of the Global Academic Advisory Board for the QS World University Rankings. After data collection and analysis, the total scores are transformed to a scale normalised so that the top university scores 100.

### 2020 QS World University Rankings® - Criteria and weightings

Criterion	Indicator	Description	Weight
Research quality	Academic reputation	Peer review: 95,000 responses in five faculty areas derived from the QS Global Academic Survey	40%
	Citations per faculty	Scopus database of 97 million citations of 14 million papers; and data on faculty numbers	20%
Teaching quality	Faculty/student ratio	Faculty and student numbers	20%
Graduate employability	Employer reputation	45,000 completed survey responses derived from the QS Global Employer Survey	10%
International outlook	International students	Proportion of international students	5%
	International faculty	Proportion of international faculty	5%

## Possible future indicators of university quality

The annual QS World University Rankings are designed to paint a current picture of international higher education, rather than reflecting past glory. For this reason, indicators such as Nobel Prizes, used in the global Shanghai Jiao Tong rankings, are avoided because they are often awarded for research carried out long ago. Furthermore, there are still fewer than 1,000 individual or institutional Nobel Prize winners worldwide, making this too small a group to be statistically meaningful. In addition, there are plenty of important subjects for which there is no Nobel Prize. Academics who respond to the QS Global Academic Survey

judge universities in their own disciplines, and as they are of the day they complete the survey. Aggregating the views of subject experts avoids impressionistic judgments of overall quality and also provides material for the separate QS broad subject area and subject rankings.

New indicators that could be considered in the future would need to generate enough data to make them reliable sources for an international comparison of 1,000 global universities. Thus the employers' survey was omitted from the pioneering QS Rankings of 2004 as, at that time, the sample was too small. Other indicators that have been considered include spending, for example on libraries, or graduate employment rates. QS considers that both confer too great an advantage on wealthy nations and institutions to produce meaningful results.


Entry standards are much used in national league tables, but while business schools have international admissions' qualifications, most subjects do not. Work has been done on the equivalence of qualifications, but it is not clear how to incorporate this into rankings. Staff with PhDs, or PhDs awarded, are also options for new indicators, and faculty with a PhD is used as an indicator in QS regional rankings.

Nevertheless, major universities are complex bodies, and ranking inevitably involves simplification. Many US state universities, or individual Indian Institutes of Technology, have several centres which are difficult to distinguish between in data collection. This makes it harder for them to appear in the global Rankings at all, and may lower their standing when they do appear. The university units analysed separately in the QS World University Rankings include the individual colleges of the University of London and of the University of California.

### In summary

An institution's position in the QS World University Rankings® is influenced by both recent and longer-term investment, activities and performance, and by external factors such as language, economics and culture. Rankings can support an individual's research on university choice, but do not replace it. Many institutions offer excellence in some fields but not all. This is a strong reason to consult the QS World University Rankings by Subject in this volume and, in full, online. An individual's 'personal university ranking', evolved according to the prospective student's own criteria and weightings, would yield very different results from the QS World University Rankings® and would undoubtedly prove more relevant in the context of their particular search for a university place.

# Be INNOVATIVE



HKBU has been focusing on the emerging application of artificial intelligence and big data analysis in areas such as news reporting, media and fintech. Together we can nurture talent with the potential to change the future and the lives of millions around the globe. **Join us now!**

**HKBU – TRANSFORMING THE WORLD WITH INNOVATIVE IDEAS**

[hkbu.edu.hk](http://hkbu.edu.hk)

**BeU BeUNIQUE**



香港浸會大學  
HONG KONG BAPTIST UNIVERSITY

Talent 100

HKBU's Global Search for  
100 Faculty Members



# QS Top 150 Universities Under 50

*by John O'Leary*

In 2020, Asian universities continued to dominate the upper reaches of the QS ranking for universities under 50 years old, but there were signs of Continental Europe fighting back. The top four places and six of the top 10 were taken by Asia, but Europe now has 19 universities in the top 50, compared to Asia's 16. Both Spain and France, which has two of the top six institutions, were well represented in a ranking where the United States and United Kingdom, the most successful countries in the main QS World University Rankings® (WUR), are minor players. Australia was the country with the most universities in the top 50: ten, but none of them featured in the top 10.

First published in 2012, the QS Top 50 Under 50 allows some of the world's top younger universities to shine. Many are already making their mark in competition with much longer established institutions. Indeed, every one of 2020's Top 50 Under 50 featured well within the top 400 of the WUR. Such has been the interest in this ranking that since 2015, its range has tripled to include the 'Next 100 Under 50'. The top 50 universities receive precise rankings, while the remainder are listed in groups of 10 as far as 100th place, and as one group, alphabetically, after that. This enables institutions such as Colombia's Universidad de la Sabana, and the UAE's Ajman University to feature, even though they ranked outside the WUR top 750 in 2020.

Singapore's Nanyang Technological University (NTU) remained well clear of the rest as the top young university in the world for 2020, with Hong Kong University of Science and Technology (HKUST) still its nearest challenger. NTU is now on the verge of the top 10 in the overall WUR, while HKUST ranks just outside the top 30. The scores are taken directly from the 2020 WUR, using the same indicators.

To qualify for inclusion in this ranking, universities had to be established in 1970 or later. As a result, the Top 50 Under 50 and the next 100 have built-in volatility, as universities drop out of the list after they pass the 50-year mark. Israel's Ben-Gurion University of The Negev was removed from the 2020 ranking for that reason, while James Cook University in Australia will go the same way in the next edition. The current top two ranked institutions have plenty of time to go, both having been founded in 1991.

Determining the age of a university can be a complicated process, however. Even the newest can often trace their heritage back to earlier established, specialist or lower-level institutions. In addition, France, for example, has merged some older university-level institutions, particularly in Paris, to 'reinvent' them as modern contenders. But, students appear not to be concerned by the precise age of a university, as long as they can be assured of its quality. By using data extracted from the main World Rankings, QS is able to highlight the top performers and their development year-on-year in this youthful group.



Rank	Institution Name	Location	Founded
1	<b>Nanyang Technological University</b>	Singapore	1991†
2	<b>Hong Kong University of Science &amp; Technology</b>	Hong Kong SAR	1991
3	<b>Korea Advanced Institute of Science &amp; Technology</b>	South Korea	1971
4	<b>City University of Hong Kong</b>	Hong Kong SAR	1984
5	<b>Université PSL (Paris Sciences &amp; Lettres)</b>	France	2018
6	<b>Sorbonne University</b>	France	2018*†
7	<b>Pohang University of Science &amp; Technology</b>	South Korea	1986
8	<b>Hong Kong Polytechnic University</b>	Hong Kong SAR	1994†
9	<b>Aalto University</b>	Finland	2010*†
10	<b>CentraleSupélec</b>	France	2015*†
11	University of Technology Sydney	Australia	1988
12	Universiti Putra Malaysia	Malaysia	1973†
13	Universiti Kebangsaan Malaysia	Malaysia	1970
14	Université Catholique de Louvain	Belgium	1970
15	Scuola Superiore Sant'Anna Pisa	Italy	1987
16	University of Wollongong	Australia	1975†
17	Universiti Teknologi Malaysia	Malaysia	1972
18	University of Antwerp	Belgium	1971*†
19=	Queensland University of Technology	Australia	1989*†
19=	TELECOM ParisTech	France	2019†
21	Curtin University	Australia	1986†
22	RMIT University	Australia	1992†
23	Maastricht University	Netherlands	1976
24	National Taiwan University of Science & Technology	Taiwan	1974
25	University of Paris	France	2019*
26	Hong Kong Baptist University	Hong Kong SAR	1994†
27	Khalifa University	United Arab Emirates	2007†
28	University of Tsukuba	Japan	1973†
29	Deakin University	Australia	1974
30	University of South Australia	Australia	1991
31	Qatar University	Qatar	1977†
32	Universitat Pompeu Fabra	Spain	1990
33	National Yang Ming University	Taiwan	1975
34	Universidad Carlos III de Madrid	Spain	1989
35	Universiti Brunei Darussalam (UBD)	Brunei	1985
36	Universitat Politècnica de Catalunya	Spain	1971
37	Griffith University	Australia	1971
38=	Gwangju Institute of Science and Technology	South Korea	1993
38=	National Research Uni, Higher School of Economics	Russia	1992
40=	Aalborg University	Denmark	1974†

## QS Top 150 Universities Under 50

Rank	Institution Name	Location	Founded
40=	Linköping University	Sweden	1975
41	United Arab Emirates University	United Arab Emirates	1976
42	IE University	Spain	2009†
43	University of Lisbon	Portugal	2013†
44	Université Grenoble-Alpes	France	2016†
45	American University of Sharjah	United Arab Emirates	1997
46	Pakistan Institute of Engineering & Applied Sciences	Pakistan	1997†
47	Oxford Brookes University	United Kingdom	1992†
48	James Cook University	Australia	1970
49=	Sultan Qaboos University	Oman	1986
49=	Université de Strasbourg	France	2009*†
49=	Universiti Teknologi Brunei	Brunei	1986
51-60	Swinburne University of Technology	Australia	1992†
51-60	Universidad de Palermo	Argentina	1986
51-60	University of Macau	Macau	1981
51-60	Tampere University	Finland	2019†
51-60	National Uni of Sciences & Technology Islamabad	Pakistan	1991
51-60	Universidad Austral	Argentina	1991
51-60	National Sun Yat-sen University	Taiwan	1980
51-60	Shanghai University	China (Mainland)	1994
51-60	L N Gumilyov Eurasian National University	Kazakhstan	1996
61-70	Universidade Nova de Lisboa	Portugal	1973
61-70	Dublin City University	Ireland	1989†
61-70	Universidad Politécnica de Madrid	Spain	1971
61-70	Auckland University of Technology	New Zealand	2000*†
61-70	Bond University	Australia	1989
61-70	UCSI University	Malaysia	1986
61-70	Koç University	Turkey	1993
61-70	Université de Bordeaux	France	2014†
61-70	Concordia University	Canada	1974
61-70	Western Sydney University	Australia	1989
71-80	Singapore Management University	Singapore	2000
71-80	Uni Estadual Paulista 'Júlio de Mesquita Filho'	Brazil	1976
71-80	Universiti Teknologi Petronas	Malaysia	1997
71-80	Chang Gung University	Taiwan	1987
71-80	University of Canberra	Australia	1990†
71-80	Indian Institute of Technology Guwahati	India	1994
71-80	Universidad de Montevideo	Uruguay	1997
71-80	Université Aix-Marseille	France	2012
71-80	Université de Montpellier	France	2015*†

Rank	Institution Name	Location	Founded
71-80	University of Eastern Finland	Finland	1972*†
81-90	Bilkent University	Turkey	1984
81-90	King Khalid University	Saudi Arabia	1998
81-90	Universidad de Alcalá	Spain	1977
81-90	University of Johannesburg	South Africa	2005
81-90	Taylor's University	Malaysia	2010†
81-90	Università degli Studi di Roma Tor Vergata	Italy	1982
81-90	University of Ulsan	South Korea	1970
81-90	Sabancı University	Turkey	1994
81-90	Universität Bremen	Germany	1971
81-90	University of Limerick	Ireland	1989
91-100	Coventry University	United Kingdom	1992†
91-100	Imam Abdulrahman Bin Faisal Uni (Dammam)	Saudi Arabia	1975
91-100	Management and Science University	Malaysia	2008
91-100	Universität Bayreuth	Germany	1975
91-100	Hallym University	South Korea	1982
91-100	University of Aveiro	Portugal	1973†
91-100	Murdoch University	Australia	1975
91-100	University of Balamand	Lebanon	1988
91-100	Kingston University, London	United Kingdom	1992†
91-100	Universitat Ramon Llull	Spain	1990
101-150	Universiti Utara Malaysia	Malaysia	1984
101-150	University of Milano-Bicocca	Italy	1998
101-150	University of Mons	Belgium	2009*†
101-150	University of Côte d'Azur	France	2015†
101-150	Ajou University	South Korea	1973
101-150	American University in Dubai	United Arab Emirates	1995
101-150	Central Queensland University	Australia	1992†
101-150	Ulster University	United Kingdom	1984*
101-150	Universidad de San Andrés	Argentina	1988
101-150	Universidad Torcuato Di Tella	Argentina	1991
101-150	Universität Duisburg-Essen	Germany	1972*
101-150	University of Hyderabad	India	1974
101-150	University of Klagenfurt	Austria	1970
101-150	University of Portsmouth	United Kingdom	1992†
101-150	Victoria University	Australia	1990†
101-150	Charles Darwin University	Australia	2003
101-150	Edith Cowan University	Australia	1991
101-150	International Islamic University Malaysia	Malaysia	1983
101-150	Jordan University of Science & Technology	Jordan	1986

## QS Top 150 Universities Under 50

Rank	Institution Name	Location	Founded
101-150	University of Sharjah	United Arab Emirates	1997*†
101-150	Zayed University	United Arab Emirates	1998†
101-150	Abu Dhabi University	United Arab Emirates	2003
101-150	Bournemouth University	United Kingdom	1992
101-150	Central South University	China (Mainland)	2000
101-150	Lahore University of Management Sciences	Pakistan	1984
101-150	London South Bank University	United Kingdom	1992
101-150	Maynooth University	Ireland	1997
101-150	Nottingham Trent University	United Kingdom	1992†
101-150	Rovira i Virgili University	Spain	1991†
101-150	Shenzhen University	China (Mainland)	1983†
101-150	Sumy State University	Ukraine	1993†
101-150	Universidad de Alicante	Spain	1979†
101-150	Universidad ICESI	Colombia	1979†
101-150	Université de Lille	France	2018*†
101-150	University Malaysia Perlis	Malaysia	2001†
101-150	University of Greenwich	United Kingdom	1992†
101-150	University of Huddersfield	United Kingdom	1992†
101-150	Vietnam National University - Ho Chi Minh City	Vietnam	1995
101-150	Ajman University	United Arab Emirates	1988
101-150	Anna University	India	1978
101-150	Dublin Institute of Technology	Ireland	2019†
101-150	Kazakh-British Technical University	Kazakhstan	2001
101-150	London Metropolitan University	United Kingdom	2002
101-150	Manchester Metropolitan University	United Kingdom	1992
101-150	O P Jindal Global University	India	2009
101-150	Southern Cross University	Australia	1994
101-150	Sunway University	Malaysia	2004
101-150	Universidad de La Sabana	Colombia	1979
101-150	Universidad de San Francisco de Quito	Ecuador	1988
101-150	Université de Lorraine	France	2012*†
101-150	Universiti Malaysia Pahang	Malaysia	2002

\* Formed through the merging of institutions, some parts of the institution may pre-date this foundation year. Mergers where the dominant part in the merger pre-dates the last fifty years, particularly where an original name survives the merger, are not considered.

† An institution of higher education, although typically not one with university status, existed at the site where this university now stands - the university can "trace its roots" back further than fifty years but cannot claim to have been a university prior to that period.

# UCSI University is the best in Southeast Asia

In the two recent QS World University Rankings, UCSI University emerged as the best private university in the Southeast Asia (ASEAN). This makes UCSI the best private university in the ASEAN region for two years in a row.

*Source: The QS University World Rankings 2019 & 2020.*







# ASU



جامعة العلوم التطبيقية  
APPLIED SCIENCE UNIVERSITY

Accredited by the Higher Education Council

## College of Arts and Science

- Bachelor in Computer Science
- Bachelor in Graphic Design
- Bachelor in Interior Design

## College of Law

- Bachelor in Law
- Master in Law
- Master in Commercial Law

## College of Administrative Sciences

- Bachelor in Business Administration
- Bachelor in Accounting
- Bachelor in Management Information Systems
- Bachelor in Political Science
- Master in Business Administration
- Master in Human Resource Management
- Master in Accounting and Finance



London  
South Bank  
University

## College of Engineering

- BEng (Hons) Architectural Design Engineering
- BEng (Hons) Civil and Construction Engineering

JOINS US:



ASU\_BH



ASUBAHRAIN



ASU\_BH



ASU\_BH

CONTACT US:



(+973) 17728777 / 16018888



66616650



WWW.ASU.EDU.BH

**AdvanceHE**  
Accredited Center



# Graduate Employability Rankings

*by Martin Ince*

University study has become a normal expectation for young adults throughout the rich world. In the developing world too, individuals increasingly see a degree as the key to a good life, while governments want a more educated workforce. While people study for many reasons, including the simple love of learning, polling around the world shows that career advancement is the main incentive that drives people to university. Hence the importance of the QS Graduate Employability Rankings (GER). This ranking names the world's top 500 universities in terms of the career boost they give to their graduates. So it answers the big question that many applicants – not to mention their parents – must inevitably have about university choice. These rankings sit alongside the overall QS World University Rankings® (WUR) and the QS World University Rankings by Subject as an ever more complete look at university standing on a global scale.

The findings for 2020 show that major US universities are still world champions at kick-starting your career. In first and second place are the Massachusetts Institute of Technology (MIT) and Stanford University, also one and two respectively in the current WUR. Perhaps more interesting is third place, where we find the University of California at Los Angeles (UCLA), which ranks at 35 in the WUR. Its prominence in the GER proves that the methodology used to create this ranking does indeed point to distinctive career-building aspects of university performance rather than to overall university quality. Likewise the University of Sydney is fourth in the GER, but 42 in the WUR. In addition, it is notable that the US has only four entries in the top 10 of this table - the three mentioned above, plus Harvard University in fifth place. The other top 10 six are in the UK, Australia, mainland China and Hong Kong.

This year's top 500 universities for graduate employability are located in 71 nations. While 84 of the 500 are in the US and a further 49 in the UK, this still leaves plenty of room to show strength from around the world, ranging alphabetically from Argentina to Vietnam. For example, the GER includes universities in Egypt, the United Arab Emirates, Lebanon and elsewhere in the Middle East that could be affordable alternative destinations compared to study in Europe, North America or Australia. Many such institutions are better-placed in the GER than in the overall WUR, or do not appear in that list at all.

## Methodology

The GER is assembled from five indicators. They make use of a vast pool of data including opinion from 45,000 employers, results from over 40,000 degree programs, and material on 320,000 work placement partnerships. The first of these five indicators is derived from the unique global poll of active recruiters, who QS asks annually to name the top institutions from which they get good graduates. This indicator accounts for 30 percent of each university's possible GER score. Harvard University is top on this measure, followed by Cambridge University, while Oxford, MIT and Stanford complete the top five. But number six here, CentraleSupélec, may be less familiar. This elite French school for engineering and applied science was set up as recently as 2015 by the merger of previously existing colleges. Also in the GER top 20 are universities in Singapore, Japan, China and Australia.



## Graduate Employability Rankings

The alumni outcomes indicator measures the power of each university to develop graduate careers. It is based on a QS analysis of the university backgrounds of global, regional and national high achievers. This indicator is weighted at 25 percent and looks at leaders of public and private companies, as well as medal and award winners in all fields of human achievement. It is compiled partly from media and data company lists of influential individuals. About 1,200 universities feature as alma mater to one or more distinguished graduates. The results are weighted in favour of younger people in leadership positions, in the belief that these individuals are the most likely to have benefitted from more recent study. Harvard and Stanford are in first and second place here, with the University of Pennsylvania, alma mater of the 45th President of the US, in third place.

The next measure, also set at 25 percent, captures how closely universities and business work together. It is derived from data including the frequency with which research papers from both university and business authors appear in the Scopus database of academic publications. Scopus data on academic publishing underlies all QS rankings. This indicator produces some of the most intriguing outcomes in the GER. It is no shock to see Stanford in top place - the research arm of Silicon Valley. But the top ten also includes Tsinghua and Zhejiang universities in mainland China, in second and fourth place, and Barcelona and Padua in Spain and Italy respectively, in eighth and tenth positions.

The final 20 percent of each institution's possible score comes equally from two sources. Employer-student connections measures recruiter presence on each university campus, for example at job fairs. This indicator too has a top table full of interest. Only one US institution, Arizona State University, is in the top ten and only four are in the top 20. The top UK entrant, Loughborough, is 20th. Eight of the top 10 are in mainland China, with one in Japan.

The final measure is the graduate employment rate, which counts how many alumni are working a year after graduation, excluding some groups such as those undertaking further study. While a year is a short time in a career, this is a good measure of each university's ability to produce in-demand graduates and it throws up some interesting results. The top university in the world for this measure is MGIMO in Moscow, a specialist institution for foreign affairs and languages. The Indian Institute of Technology Madras is second and the University of Chicago third. MIT and Stanford, the overall gold and silver medalists, are 72 and 155 in the world respectively on this indicator. This confirms the fact that no one number can capture the ability of university study to build successful careers.

Because employment patterns are now changing fast, it is no longer possible to say what employability will look like in a few years. There are almost certain to be more older people at university, expecting very different things from their degree or diploma to today's students. And the global demographic squeeze means that institutions will be competing more vigorously for students of all ages. At the end of their studies, most students will want good jobs, so the relevance of the GER can only grow.

2020	2019		Institution		Score
1	1	→	Massachusetts Institute of Technology	US	100.0
2	2	→	Stanford University	US	98.6
3	2	↓	University of California, Los Angeles	US	98.3
4	5	↑	University of Sydney	AU	98.0
5	4	↓	Harvard University	US	97.8
6	9	↑	Tsinghua University	CN	95.6
7	6	↓	University of Melbourne	AU	94.9
8	7	↓	University of Cambridge	UK	94.6
9	13	↑	University of Hong Kong	HK	94.3
10	10	→	University of Oxford	UK	93.9
11	11	→	New York University	US	93.4
12	21	↑	Cornell University	US	92.3
13	14	↑	Yale University	US	91.9
14	22	↑	University of Chicago	US	91.3
15	15	→	Princeton University	US	91.0
16	12	↓	University of Toronto	CA	90.7
17	15	↓	ETH Zurich (Swiss Federal Institute of Technology)	CH	90.0
18	30	↑	Ecole Polytechnique	FR	89.3
19	20	↑	Peking University	CN	89.0
20	24	↑	University of Pennsylvania	US	88.3
21	17	↓	Columbia University	US	87.9
22	18	↓	UCL (University College London)	UK	87.8
23	19	↓	University of Tokyo	JP	87.5
24	33	↑	National University of Singapore	SG	86.8
25	25	→	University of Waterloo	CA	85.0
26	25	↓	University of Michigan	US	84.2
27	28	↑	University of New South Wales	AU	83.5
28	23	↓	Seoul National University	KR	82.4
29	26	↓	Fudan University	CN	81.7
30	34	↑	Duke University	US	81.0
30	33	↑	Imperial College London	UK	81.0
30	32	↑	Northwestern University	US	81.0
33	37	↑	Pontificia Universidad Católica de Chile	CL	80.5
34	27	↓	Waseda University	JP	80.2
35	38	↑	Zhejiang University	CN	78.6
36	31	↓	KIT, Karlsruher Institut für Technologie	DE	78.0
37	41	↑	Delft University of Technology	NL	77.9
38	41	↑	Purdue University	US	77.0
39	40	↑	Carnegie Mellon University	US	76.1
40	52	↑	Tecnológico de Monterrey (ITESM)	MX	76.0

## Graduate Employability Rankings

2020	2019		Institution		Score
41	36	↓	Politecnico di Milano	IT	75.6
41	35	↓	University of Manchester	UK	75.6
43	42	↓	Shanghai Jiao Tong University	CN	74.0
44	44	→	Georgia Institute of Technology (Georgia Tech)	US	72.4
45	49	↑	LSE London School of Economics & Political Science	UK	71.2
46	52	↑	Johns Hopkins University	US	70.9
47	43	↓	Brown University	US	70.7
48	57	↑	University of Edinburgh	UK	69.6
49	67	↑	University of North Carolina, Chapel Hill	US	69.5
50	46	↓	Keio University	JP	69.2
51	45	↓	American University of Beirut	LB	69.0
51	53	↑	University of Leeds	UK	69.0
53	51	↓	Kyoto University	JP	68.6
54	49	↓	University of Texas at Austin	US	68.5
55	55	→	University of Wisconsin-Madison	US	68.2
56	81	↑	National Taiwan University	TW	68.1
57	48	↓	University of Queensland	AU	68.0
58	47	↓	University of Bristol	UK	67.9
59	71	↑	The University of Auckland	NZ	67.8
60	61	↑	University of Washington	US	67.5
61	67	↑	University of Illinois at Urbana-Champaign	US	67.3
62	66	↑	University of Nottingham	UK	67.1
63	60	↓	Rheinisch-Westfälische Tech Hochschule Aachen	DE	66.9
64	56	↓	University of Southern California	US	66.4
65	65	→	Tokyo Institute of Technology	JP	65.1
66	73	↑	Australian National University	AU	65.0
66	59	↓	Monash University	AU	65.0
68	58	↓	King's College London	UK	64.9
69	67	↓	CentraleSupélec	FR	64.7
69	64	↓	University of Technology Sydney	AU	64.7
71	61	↓	Universidad de Navarra	ES	64.4
71	91	↑	Université PSL (Paris Sciences & Lettres)	FR	64.4
73	70	↓	Osaka University	JP	64.3
74	71	↓	California Institute of Technology (Caltech)	US	63.9
75	61	↓	Boston University	US	63.6
75	79	↑	KTH, Royal Institute of Technology	SE	63.6
77	85	↑	RMIT University	AU	63.4
78	74	↓	University College Dublin	IE	63.2
79	92	↑	Universidad Politécnica de Madrid	ES	62.9
80	82	↑	Universitat de Barcelona	ES	62.8

2020	2019		Institution		Score
81	86	↑	Chalmers University of Technology	SE	62.7
82	76	↓	Korea Advanced Institute of Science and Technology	KR	62.5
83	75	↓	University of Warwick	UK	62.1
84	111-120	↑	Università di Bologna	IT	61.8
85	89	↑	Ohio State University	US	60.9
86	99	↑	University of Birmingham	UK	60.7
87	87	→	University of Alberta	CA	60.1
88	83	↓	Durham University	UK	59.9
88	93	↑	Yonsei University	KR	59.9
90	121-130	↑	City University of Hong Kong	HK	59.8
91	101-110	↑	University of Cape Town	ZA	59.6
92	101-110	↑	Trinity College Dublin	IE	59.4
93	98	↑	Sapienza - Università di Roma	IT	59.3
94	101-110	↑	Universidad Complutense de Madrid	ES	59.1
95	96	↑	Washington University in St Louis	US	58.8
96	79	↓	Sungkyunkwan University	KR	58.6
97	78	↓	Technische Universität Darmstadt	DE	58.1
98	93	↑	McMaster University	CA	58.0
98	95	↑	Nagoya University	JP	58.0
98	88	↑	Technische Universität Berlin	DE	58.0
101-110	97	↓	Arizona State University	US	55.5-57.7
101-110	121-130	↑	Hanyang University	KR	55.5-57.7
101-110	101-110	→	Lomonosov Moscow State University	RU	55.5-57.7
101-110	131-140	↑	Loughborough University	UK	55.5-57.7
101-110	111-120	↑	Macquarie University	AU	55.5-57.7
101-110	101-110	→	Queen's University	CA	55.5-57.7
101-110	101-110	→	Queensland University of Technology	AU	55.5-57.7
101-110	161-170	↑	The Hong Kong Polytechnic University	HK	55.5-57.7
101-110	111-120	↑	Universidad Nacional Autónoma de México	MX	55.5-57.7
101-110	111-120	↑	University of Southampton	UK	55.5-57.7
101-110	101-110	→	University of Virginia	US	55.5-57.7
101-110	101-110	→	Wuhan University	CN	55.5-57.7
111-120	111-120	→	Georgetown University	US	54-55.1
111-120	141-150	↑	Indian Institute of Technology Bombay (IITB)	IN	54-55.1
111-120	111-120	→	North Carolina State University	US	54-55.1
111-120	121-130	↑	Politecnico di Torino	IT	54-55.1
111-120	131-140	↑	Tel Aviv University	IL	54-55.1
111-120	131-140	↑	Universidad de Los Andes Colombia	CO	54-55.1
111-120	101-110	↓	Universitat Politècnica de Catalunya	ES	54-55.1
111-120	111-120	→	University of Florida	US	54-55.1

## Graduate Employability Rankings

2020	2019		Institution		Score
121-130	121-130	→	Hokkaido University	JP	51.8-53.6
121-130	111-120	↓	Huazhong University of Science & Technology	CN	51.8-53.6
121-130	101-110	↓	Ludwig-Maximilians-Universität München	DE	51.8-53.6
121-130	131-140	↑	Texas A&M University	US	51.8-53.6
121-130	111-120	↓	University of Sheffield	UK	51.8-53.6
121-130	101-110	↓	Università Cattolica del Sacro Cuore	IT	51.8-53.6
121-130	111-120	↓	University of Amsterdam	NL	51.8-53.6
121-130	121-130	→	University of California, San Diego	US	51.8-53.6
121-130	121-130	→	University of Minnesota	US	51.8-53.6
121-130	141-150	↑	Western University	CA	51.8-53.6
131-140	121-130	↓	Aarhus University	DK	48.5-51.4
131-140	111-120	↓	Drexel University	US	48.5-51.4
131-140	141-150	↑	Kyushu University	JP	48.5-51.4
131-140	141-150	↑	Lund University	SE	48.5-51.4
131-140	151-160	↑	Queen's University of Belfast	UK	48.5-51.4
131-140	131-140	→	Tongji University	CN	48.5-51.4
131-140	141-150	↑	University of Calgary	CA	48.5-51.4
131-140	151-160	↑	University of Glasgow	UK	48.5-51.4
131-140	121-130	↓	University of St Gallen	CH	48.5-51.4
141-150	141-150	→	Erasmus University Rotterdam	NL	46.4-48.4
141-150	141-150	→	National Chiao Tung University	TW	46.4-48.4
141-150	151-160	↑	Sorbonne University	FR	46.4-48.4
141-150	161-170	↑	Tokyo University of Science	JP	46.4-48.4
141-150	151-160	↑	Universidad Autónoma de Madrid	ES	46.4-48.4
141-150	151-160	↑	Universidad Carlos III de Madrid	ES	46.4-48.4
141-150		new	Universidad de Chile	CL	46.4-48.4
141-150	131-140	↓	Universitat Autònoma de Barcelona	ES	46.4-48.4
141-150	161-170	↑	Universiti Malaya	MY	46.4-48.4
141-150	141-150	→	University of Bath	UK	46.4-48.4
141-150	141-150	→	University of Copenhagen	DK	46.4-48.4
151-160	181-190	↑	Chulalongkorn University	TH	44.7-46.3
151-160	141-150	↓	Hitotsubashi University	JP	44.7-46.3
151-160	151-160	→	Indian Institute of Technology Delhi (IITD)	IN	44.7-46.3
151-160	151-160	→	Indiana University Bloomington	US	44.7-46.3
151-160		new	University of Western Australia	AU	44.7-46.3
151-160	161-170	↑	Tufts University	US	44.7-46.3
151-160	151-160	→	Universidad Nacional de Colombia	CO	44.7-46.3
151-160	161-170	↑	Università degli Studi di Padova	IT	44.7-46.3
151-160		new	University of Kansas	US	44.7-46.3
161-170	181-190	↑	Ateneo de Manila University	PH	43.7-44.6

2020	2019		Institution		Score
161-170	171-180	↑	Dartmouth College	US	43.7-44.6
161-170	161-170	→	Nanjing University	CN	43.7-44.6
161-170	171-180	↑	National Cheng Kung University	TW	43.7-44.6
161-170	171-180	↑	Newcastle University	UK	43.7-44.6
161-170	181-190	↑	Università di Pisa	IT	43.7-44.6
161-170	171-180	↑	University of Arizona	US	43.7-44.6
161-170	171-180	↑	University of Illinois, Chicago	US	43.7-44.6
161-170	141-150	↓	University of Liverpool	UK	43.7-44.6
161-170	131-140	↓	University of Surrey	UK	43.7-44.6
171-180	181-190	↑	Charles University, Prague	CZ	42.4-43
171-180	201-250	↑	Hebrew University of Jerusalem	IL	42.4-43
171-180	181-190	↑	Indian Institute of Technology Madras (IITM)	IN	42.4-43
171-180	201-250	↑	Thammasat University	TH	42.4-43
171-180	181-190	↑	University of Adelaide	AU	42.4-43
171-180	171-180	→	Université Catholique de Louvain	BE	42.4-43
171-180	151-160	↓	Université de Montréal	CA	42.4-43
171-180	171-180	→	University of California, Davis	US	42.4-43
171-180	181-190	↑	University of Wollongong	AU	42.4-43
171-180	181-190	↑	Xi'an Jiaotong University	CN	42.4-43
181-190	191-200	↑	Beijing Institute of Technology	CN	40.2-42.2
181-190	171-180	↓	Cardiff University	UK	40.2-42.2
181-190	181-190	→	Lehigh University	US	40.2-42.2
181-190	171-180	↓	Maastricht University	NL	40.2-42.2
181-190	161-170	↓	Saint-Petersburg State University	RU	40.2-42.2
181-190	181-190	→	Technische Universität Dresden	DE	40.2-42.2
181-190	201-250	↑	Universität Wien	AT	40.2-42.2
181-190	201-250	↑	Université Libre de Bruxelles (ULB)	BE	40.2-42.2
181-190	201-250	↑	University of The Witwatersrand	ZA	40.2-42.2
181-190	171-180	↓	University of Tsukuba	JP	40.2-42.2
191-200	201-250	↑	Lahore University of Management Sciences	PK	38.4-39.5
191-200	201-250	↑	Moscow State Inst of International Relations MGIMO	RU	38.4-39.5
191-200	201-250	↑	National Taiwan University of Science and Technology	TW	38.4-39.5
191-200	201-250	↑	American University in Cairo	EG	38.4-39.5
191-200	191-200	→	Universität Stuttgart	DE	38.4-39.5
191-200	251-300	↑	Université de Montpellier	FR	38.4-39.5
191-200	201-250	↑	University of Delhi	IN	38.4-39.5
191-200	201-250	↑	University of Notre Dame	US	38.4-39.5
191-200	201-250	↑	University of Pittsburgh	US	38.4-39.5
191-200	181-190	↓	Virginia Polytechnic Institute (Virginia Tech)	US	38.4-39.5
201-250	201-250	→	Aalto University	FI	32.3-38.3

## Graduate Employability Rankings

2020	2019		Institution		Score
201-250	191-200	↓	Aston University	UK	32.3-38.3
201-250	301-500	↑	Bauman Moscow State Technical University	RU	32.3-38.3
201-250	251-300	↑	Boğaziçi Üniversitesi	TR	32.3-38.3
201-250	251-300	↑	Brno University of Technology	CZ	32.3-38.3
201-250	251-300	↑	Case Western Reserve University	US	32.3-38.3
201-250	301-500	↑	Deakin University	AU	32.3-38.3
201-250	251-300	↑	Ecole des Ponts ParisTech	FR	32.3-38.3
201-250	201-250	→	George Washington University	US	32.3-38.3
201-250	201-250	→	Hiroshima University	JP	32.3-38.3
201-250	201-250	→	Indian Institute of Technology Kharagpur (IITKGP)	IN	32.3-38.3
201-250	201-250	→	Lancaster University	UK	32.3-38.3
201-250	251-300	↑	National Research Uni Higher School of Econ HSE	RU	32.3-38.3
201-250	201-250	→	National Technical University of Athens	GR	32.3-38.3
201-250	201-250	→	Northeastern University	US	32.3-38.3
201-250	251-300	↑	Norwegian University of Science & Technology	NO	32.3-38.3
201-250	251-300	↑	Oxford Brookes University	UK	32.3-38.3
201-250	251-300	↑	Pontificia Universidad Católica del Perú	PE	32.3-38.3
201-250	301-500	↑	Queen Mary University of London	UK	32.3-38.3
201-250	251-300	↑	Renmin University of China	CN	32.3-38.3
201-250	301-500	↑	Riga Technical University	LV	32.3-38.3
201-250	201-250	→	Singapore Management University	SG	32.3-38.3
201-250	191-200	↓	Sun Yat-sen University	CN	32.3-38.3
201-250	201-250	→	Taylor's University	MY	32.3-38.3
201-250	201-250	→	Universidad de Alcalá	ES	32.3-38.3
201-250	201-250	→	Universidad Politecnica de Valencia	ES	32.3-38.3
201-250		new	Universidad Pontificia Comillas	ES	32.3-38.3
201-250	201-250	→	Universidade Nova de Lisboa	PT	32.3-38.3
201-250	301-500	↑	Università degli Studi di Milano	IT	32.3-38.3
201-250	201-250	→	Università degli Studi di Torino	IT	32.3-38.3
201-250	201-250	→	Università degli Studi di Trento	IT	32.3-38.3
201-250	191-200	↓	Universität Erlangen-Nürnberg	DE	32.3-38.3
201-250	201-250	→	Universität Mannheim	DE	32.3-38.3
201-250	301-500	↑	Universitat Pompeu Fabra	ES	32.3-38.3
201-250	191-200	↓	University of Colorado at Boulder	US	32.3-38.3
201-250	201-250	→	University of Exeter	UK	32.3-38.3
201-250	251-300	↓	University of Geneva	CH	32.3-38.3
201-250	251-300	↓	University of Latvia	LV	32.3-38.3
201-250	201-250	→	University of Limerick	IE	32.3-38.3
201-250	201-250	→	University of Massachusetts, Amherst	US	32.3-38.3
201-250	201-250	→	University of Porto	PT	32.3-38.3



2020	2019		Institution		Score
201-250	201-250	→	University of Reading	UK	32.3-38.3
201-250	201-250	→	University of Science & Technology of China	CN	32.3-38.3
201-250	201-250	→	University of St Andrews	UK	32.3-38.3
201-250	251-300	↓	University of Strathclyde	UK	32.3-38.3
201-250	251-300	↓	University of Warsaw	PL	32.3-38.3
201-250	201-250	→	University of York	UK	32.3-38.3
201-250	201-250	→	Uppsala University	SE	32.3-38.3
201-250	201-250	→	Utrecht University	NL	32.3-38.3
201-250	201-250	→	Vanderbilt University	US	32.3-38.3
251-300	301-500	↑	Aalborg University	DK	27.6-32.2
251-300	251-300	→	Al-Farabi Kazakh National University	KZ	27.6-32.2
251-300	201-250	↓	American University	US	27.6-32.2
251-300	251-300	→	Bilkent University	TR	27.6-32.2
251-300		new	Birla Institute of Technology & Science	IN	27.6-32.2
251-300	201-250	↓	Curtin University	AU	27.6-32.2
251-300	251-300	→	Heriot-Watt University	UK	27.6-32.2
251-300	201-250	↓	Humboldt-Universität zu Berlin	DE	27.6-32.2
251-300	301-500	↑	Jagiellonian University	PL	27.6-32.2
251-300	251-300	→	Kanazawa University	JP	27.6-32.2
251-300	301-500	↑	Karolinska Institute	SE	27.6-32.2
251-300	301-500	↑	Lebanese American University	LB	27.6-32.2
251-300	251-300	→	Mahidol University	TH	27.6-32.2
251-300	301-500	↑	National Tsing Hua University	TW	27.6-32.2
251-300	251-300	→	Pohang University of Science & Technology	KR	27.6-32.2
251-300	251-300	→	Pontificia Universidad Católica Argentina	AR	27.6-32.2
251-300	251-300	→	Pontificia Universidad Javeriana	CO	27.6-32.2
251-300	251-300	→	Ritsumeikan University	JP	27.6-32.2
251-300	251-300	→	Shandong University	CN	27.6-32.2
251-300	301-500	↑	Stellenbosch University	ZA	27.6-32.2
251-300	301-500	↑	UCSI University	MY	27.6-32.2
251-300	251-300	→	Universidad Adolfo Ibáñez	CL	27.6-32.2
251-300	301-500	↑	Universidad Anahuac	MX	27.6-32.2
251-300	251-300	→	Universidad Austral	AR	27.6-32.2
251-300	301-500	↑	Universidad Iberoamericana	MX	27.6-32.2
251-300		new	Universidad Interamericana de Panamá	PA	27.6-32.2
251-300	251-300	→	Universidad Rey Juan Carlos	ES	27.6-32.2
251-300	251-300	→	Universidade Estadual de Campinas	BR	27.6-32.2
251-300	251-300	→	Universidade Federal do Rio de Janeiro	BR	27.6-32.2
251-300	251-300	→	Università degli Studi di Napoli Federico II	IT	27.6-32.2
251-300	301-500	↑	Universitat de Valencia	ES	27.6-32.2

## Graduate Employability Rankings

2020	2019		Institution		Score
251-300	201-250	↓	Universität Konstanz	DE	27.6-32.2
251-300	201-250	↓	Université Paris 1 Panthéon-Sorbonne	FR	27.6-32.2
251-300		new	Universiti Tunku Abdul Rahman	MY	27.6-32.2
251-300	301-500	↑	University College Cork	IE	27.6-32.2
251-300	201-250	↓	University of Aberdeen	UK	27.6-32.2
251-300	251-300	→	University of Basel	CH	27.6-32.2
251-300	251-300	→	University of Coimbra	PT	27.6-32.2
251-300	301-500	↑	University of Huddersfield	UK	27.6-32.2
251-300	301-500	↑	University of Liège	BE	27.6-32.2
251-300		→	University of Ljubljana	SI	27.6-32.2
251-300	251-300	→	University of Miami	US	27.6-32.2
251-300	251-300	→	University of Mumbai	IN	27.6-32.2
251-300	301-500	↑	University of Nairobi	0	27.6-32.2
251-300	301-500	↑	University of Otago	NZ	27.6-32.2
251-300	301-500	↑	University of Pretoria	ZA	27.6-32.2
251-300	301-500	↑	University of Santo Tomas	PH	27.6-32.2
251-300		new	University of South Florida	US	27.6-32.2
251-300		new	University of Southern Denmark	DK	27.6-32.2
251-300	301-500	↑	University of Victoria	CA	27.6-32.2
251-300	301-500	↑	Victoria University of Wellington	NZ	27.6-32.2
301-500	301-500	→	Ain Shams University	EG	15.8-27.5
301-500	301-500	→	American University in Dubai	AE	15.8-27.5
301-500	301-500	→	American University of Sharjah	AE	15.8-27.5
301-500		new	Amirkabir University of Technology	IR	15.8-27.5
301-500		new	Aristotle University of Thessaloniki	GR	15.8-27.5
301-500	301-500	→	Athens University of Economics & Business	GR	15.8-27.5
301-500	301-500	→	Auckland University of Technology	NZ	15.8-27.5
301-500	301-500	→	Bandung Institute of Technology (ITB)	ID	15.8-27.5
301-500	301-500	→	Baylor College of Medicine	US	15.8-27.5
301-500	301-500	→	Belarus State University	BY	15.8-27.5
301-500	301-500	→	Ben Gurion University of the Negev	IL	15.8-27.5
301-500		new	Bina Nusantara University	ID	15.8-27.5
301-500	301-500	→	Brigham Young University	US	15.8-27.5
301-500		new	Budapest University of Technology & Economics	HU	15.8-27.5
301-500	301-500	→	Carleton University	CA	15.8-27.5
301-500		new	Central Queensland University	AU	15.8-27.5
301-500	301-500	→	Chiang Mai University	TH	15.8-27.5
301-500	301-500	→	Chiba University	JP	15.8-27.5
301-500	301-500	→	Chung-Ang University	KR	15.8-27.5
301-500	301-500	→	City University of New York	US	15.8-27.5

2020	2019		Institution		Score
301-500	201-250	↓	City, University of London	UK	15.8-27.5
301-500	301-500	→	Colorado State University	US	15.8-27.5
301-500	301-500	→	Concordia University	CA	15.8-27.5
301-500	251-300	↓	Coventry University	UK	15.8-27.5
301-500	301-500	→	Czech Technical University In Prague	CZ	15.8-27.5
301-500	301-500	→	Dalhousie University	CA	15.8-27.5
301-500	301-500	→	De La Salle University	PH	15.8-27.5
301-500		new	Diponegoro University	ID	15.8-27.5
301-500		new	Dublin City University	IE	15.8-27.5
301-500	301-500	→	East China Normal University	CN	15.8-27.5
301-500	251-300	↓	East China University of Science & Technology	CN	15.8-27.5
301-500	301-500	→	Eberhard Karls Universität Tübingen	DE	15.8-27.5
301-500		new	Emory University	US	15.8-27.5
301-500	301-500	→	Eötvös Loránd University	HU	15.8-27.5
301-500	301-500	→	Florida State University	US	15.8-27.5
301-500	301-500	→	Georg-August-Universität Göttingen	DE	15.8-27.5
301-500		new	Griffith University	AU	15.8-27.5
301-500	301-500	→	Harbin Institute of Technology	CN	15.8-27.5
301-500	301-500	→	Hong Kong Baptist University	HK	15.8-27.5
301-500	301-500	→	Hankuk University of Foreign Studies	KR	15.8-27.5
301-500	301-500	→	Indian Institute of Science (IISc) Bangalore	IN	15.8-27.5
301-500	301-500	→	Indian Institute of Technology Kanpur (IITK)	IN	15.8-27.5
301-500	301-500	→	Institut National des Sciences Appliquées de Lyon	FR	15.8-27.5
301-500		new	Instituto Tecnológico de Buenos Aires	AR	15.8-27.5
301-500		new	Iowa State University	US	15.8-27.5
301-500	301-500	→	Istanbul Technical University	TR	15.8-27.5
301-500	301-500	→	Istanbul University	TR	15.8-27.5
301-500	301-500	→	Jilin University	CN	15.8-27.5
301-500	301-500	→	Johannes Gutenberg Universität Mainz	DE	15.8-27.5
301-500	301-500	→	Kasetsart University	TH	15.8-27.5
301-500		new	King Abdul Aziz University	SA	15.8-27.5
301-500	251-300	↓	King Fahd University of Petroleum & Minerals	SA	15.8-27.5
301-500	301-500	→	Kobe University	JP	15.8-27.5
301-500	301-500	→	Koç University	TR	15.8-27.5
301-500	301-500	→	Kuwait University	KW	15.8-27.5
301-500	301-500	→	Kyung Hee University	KR	15.8-27.5
301-500	301-500	→	Kyungpook National University	KR	15.8-27.5
301-500	251-300	↓	La Trobe University	AU	15.8-27.5
301-500		new	Laval University	CA	15.8-27.5
301-500		new	Leeds Beckett University	UK	15.8-27.5

## Graduate Employability Rankings

2020	2019		Institution		Score
301-500		new	Louisiana State University	US	15.8-27.5
301-500		new	Management & Science University	MY	15.8-27.5
301-500	301-500	→	Massey University	NZ	15.8-27.5
301-500	301-500	→	Middle East Technical University	TR	15.8-27.5
301-500	301-500	→	Moscow Institute of Physics & Technology State Uni	RU	15.8-27.5
301-500	301-500	→	Nankai University	CN	15.8-27.5
301-500	301-500	→	National and Kapodistrian University of Athens	GR	15.8-27.5
301-500	301-500	→	National Central University	TW	15.8-27.5
301-500		new	National Chengchi University	TW	15.8-27.5
301-500	301-500	→	National Research Nuc Uni MEPhI Moscow Eng Phys Inst	RU	15.8-27.5
301-500	251-300	↓	National Sun Yat-sen University	TW	15.8-27.5
301-500		new	National Taipei University of Technology	TW	15.8-27.5
301-500	301-500	→	National University of Ireland, Galway	IE	15.8-27.5
301-500	301-500	→	National University of Science & Technology MISIS	RU	15.8-27.5
301-500		new	National Uni of Sciences & Technology, Islamabad	PK	15.8-27.5
301-500	301-500	→	National Yang Ming University	TW	15.8-27.5
301-500		new	North South University	BD	15.8-27.5
301-500	301-500	→	Northumbria University at Newcastle	UK	15.8-27.5
301-500	301-500	→	Nottingham Trent University	UK	15.8-27.5
301-500	301-500	→	Novosibirsk State Technical University	RU	15.8-27.5
301-500	301-500	→	Novosibirsk State University	RU	15.8-27.5
301-500	301-500	→	Osaka Prefecture University	JP	15.8-27.5
301-500	301-500	→	Plekhanov Russian University of Economics	RU	15.8-27.5
301-500	301-500	→	Pusan National University	KR	15.8-27.5
301-500	301-500	→	Rensselaer Polytechnic Institute	US	15.8-27.5
301-500	301-500	→	Rheinische Friedrich-Wilhelms-Universität Bonn	DE	15.8-27.5
301-500		new	RUDN University	RU	15.8-27.5
301-500	301-500	→	Ruhr-Universität Bochum	DE	15.8-27.5
301-500	301-500	→	Rutgers - The State University of New Jersey, New Brunswick	US	15.8-27.5
301-500		new	Sepuluh Nopember Institute of Technology	ID	15.8-27.5
301-500	301-500	→	Shanghai University	CN	15.8-27.5
301-500		new	Sharif University of Technology	IR	15.8-27.5
301-500	301-500	→	Simon Fraser University	CA	15.8-27.5
301-500		new	Slovak University of Technology in Bratislava	SK	15.8-27.5
301-500	301-500	→	Sofia University St Kliment Ohridski	BG	15.8-27.5
301-500	301-500	→	Sogang University	KR	15.8-27.5
301-500	301-500	→	Stevens Institute of Technology	US	15.8-27.5
301-500	301-500	→	Stockholm University	SE	15.8-27.5
301-500	301-500	→	Tallinn University of Technology	EE	15.8-27.5

2020	2019		Institution		Score
301-500		new	Tampere University	FI	15.8-27.5
301-500	301-500	→	Taras Shevchenko National University of Kyiv	UA	15.8-27.5
301-500	301-500	→	Technische Universität Braunschweig	DE	15.8-27.5
301-500	301-500	→	Technische Universität Graz	AT	15.8-27.5
301-500		new	TELECOM ParisTech	FR	15.8-27.5
301-500		new	Temple University	US	15.8-27.5
301-500	301-500	→	Robert Gordon University	UK	15.8-27.5
301-500	301-500	→	University of Georgia	US	15.8-27.5
301-500	301-500	→	Tianjin University	CN	15.8-27.5
301-500	301-500	→	Tokai University	JP	15.8-27.5
301-500	301-500	→	Tokyo University of Agriculture & Technology	JP	15.8-27.5
301-500		new	Tomsk Polytechnic University	RU	15.8-27.5
301-500	301-500	→	Ulster University	UK	15.8-27.5
301-500	301-500	→	United Arab Emirates University	AE	15.8-27.5
301-500	301-500	→	Universidad Autónoma de Nuevo León	MX	15.8-27.5
301-500	301-500	→	Universidad Católica Andrés Bello	VE	15.8-27.5
301-500	301-500	→	Universidad Central de Venezuela	VE	15.8-27.5
301-500		new	Universidad de Antioquia	CO	15.8-27.5
301-500	301-500	→	Universidad de Costa Rica	CR	15.8-27.5
301-500	301-500	→	Universidad de la Habana	CU	15.8-27.5
301-500		new	Universidad de La Sabana	CO	15.8-27.5
301-500	301-500	→	Universidad de las Américas Puebla	MX	15.8-27.5
301-500		new	Universidad de Lima	PE	15.8-27.5
301-500		New	Universidad de los Andes Chile	CL	15.8-27.5
301-500	301-500	→	Universidad de Palermo	AR	15.8-27.5
301-500		new	Universidad de Puerto Rico	PR	15.8-27.5
301-500		new	Universidad de San Andrés	AR	15.8-27.5
301-500		new	Universidad de Santiago de Chile	CL	15.8-27.5
301-500		new	Universidad de Sevilla	ES	15.8-27.5
301-500	301-500	→	Universidad del Rosario	CO	15.8-27.5
301-500	301-500	→	Universidad Diego Portales	CL	15.8-27.5
301-500	251-300	↓	Universidad EAFIT	CO	15.8-27.5
301-500		new	Universidad Externado de Colombia	CO	15.8-27.5
301-500		new	Universidad ICESI	CO	15.8-27.5
301-500	301-500	→	Universidad Metropolitana	VE	15.8-27.5
301-500		new	Universidad Nacional de Asunción	PY	15.8-27.5
301-500	301-500	→	Universidad Técnica Federico Santa María	CL	15.8-27.5
301-500	301-500	→	Universidad Torcuato Di Tella	AR	15.8-27.5
301-500	301-500	→	Universidade Estadual Paulista Júlio de Mesquita Filho	BR	15.8-27.5
301-500	301-500	→	Universidade Federal de Minas Gerais	BR	15.8-27.5

## Graduate Employability Rankings

2020	2019		Institution		Score
301-500	301-500	→	Università Ca' Foscari Venezia	IT	15.8-27.5
301-500	301-500	→	Università degli Studi di Pavia	IT	15.8-27.5
301-500	301-500	→	Università degli Studi di Roma - Tor Vergata	IT	15.8-27.5
301-500	301-500	→	Universitas Gadjah Mada	ID	15.8-27.5
301-500	301-500	→	Universität Freiburg	DE	15.8-27.5
301-500	301-500	→	Universität Innsbruck	AT	15.8-27.5
301-500	301-500	→	Université Aix-Marseille	FR	15.8-27.5
301-500	301-500	→	Université Paris-Sud 11	FR	15.8-27.5
301-500		new	Université Saint-Joseph de Beyrouth	LB	15.8-27.5
301-500	301-500	→	Universiti Kebangsaan Malaysia	MY	15.8-27.5
301-500		new	Universiti Malaysia Pahang	MY	15.8-27.5
301-500	301-500	→	Universiti Sains Malaysia	MY	15.8-27.5
301-500	301-500	→	Universiti Teknologi MARA	MY	15.8-27.5
301-500	301-500	→	University of Alabama	US	15.8-27.5
301-500	301-500	→	University of Bucharest	RO	15.8-27.5
301-500	301-500	→	University of Calcutta	IN	15.8-27.5
301-500	251-300	↓	University of California, Irvine	US	15.8-27.5
301-500	251-300	↓	University of California, Riverside	US	15.8-27.5
301-500	301-500	→	University of Canterbury	NZ	15.8-27.5
301-500		new	University of Cincinnati	US	15.8-27.5
301-500	301-500	→	University of Colombo	LK	15.8-27.5
301-500	301-500	→	University of Denver	US	15.8-27.5
301-500	301-500	→	University of Dhaka	BD	15.8-27.5
301-500		new	University of Dundee	UK	15.8-27.5
301-500	301-500	→	University of Gothenburg	SE	15.8-27.5
301-500	301-500	→	University of Guelph	CA	15.8-27.5
301-500		new	University of Houston	US	15.8-27.5
301-500	301-500	→	University of Hull	UK	15.8-27.5
301-500	301-500	→	University of Indonesia	ID	15.8-27.5
301-500		new	University of Iowa	US	15.8-27.5
301-500	301-500	→	University of Johannesburg	ZA	15.8-27.5
301-500	301-500	→	University of Jordan	JO	15.8-27.5
301-500	301-500	→	University of Kent	UK	15.8-27.5
301-500	301-500	→	University of Kwazulu-Natal	ZA	15.8-27.5
301-500	301-500	→	University of Leicester	UK	15.8-27.5
301-500	301-500	→	University of Milano-Bicocca	IT	15.8-27.5
301-500		new	University of Missouri, Columbia	US	15.8-27.5
301-500	301-500	→	University of Oklahoma	US	15.8-27.5
301-500	301-500	→	University of Portsmouth	UK	15.8-27.5
301-500	301-500	→	University of South Australia	AU	15.8-27.5

2020	2019		Institution		Score
301-500	301-500	→	University of South Carolina at Columbia	US	15.8-27.5
301-500	301-500	→	University of Sussex	UK	15.8-27.5
301-500	301-500	→	University of Tartu	EE	15.8-27.5
301-500	301-500	→	University of Tehran	IR	15.8-27.5
301-500	301-500	→	University of Tennessee	US	15.8-27.5
301-500		new	University of Texas Dallas	US	15.8-27.5
301-500	301-500	→	University of the Philippines	PH	15.8-27.5
301-500	301-500	→	University of Tulsa	US	15.8-27.5
301-500	301-500	→	University of Turku	FI	15.8-27.5
301-500	301-500	→	University of Zagreb	HR	15.8-27.5
301-500	301-500	→	Verona University	IT	15.8-27.5
301-500	301-500	→	Vietnam National University - Ho Chi Minh City	VN	15.8-27.5
301-500	301-500	→	Vilnius University	LT	15.8-27.5
301-500	301-500	→	Vrije Universiteit Amsterdam	NL	15.8-27.5
301-500	301-500	→	Vytautas Magnus University	LT	15.8-27.5
301-500	301-500	→	Warsaw University of Technology	PL	15.8-27.5
301-500	301-500	→	Western Sydney University	AU	15.8-27.5
301-500	301-500	→	Westfälische Wilhelms-Universität Münster	DE	15.8-27.5
301-500	301-500	→	Yokohama National University	JP	15.8-27.5
301-500	301-500	→	York University, Toronto	CA	15.8-27.5





# Star of the South Pacific



Awarded 5 Stars plus  
for excellence

**The University of Otago – New Zealand's first university**

Otago has an international reputation for excellence in teaching and ground-breaking research.



[www.otago.ac.nz](http://www.otago.ac.nz)



QS World University Rankings by Subject	76
Arts & Humanities	78
Engineering & Technology	88
Life Sciences & Medicine	95
Natural Sciences	105
Social Sciences & Management	113

# QS World University Rankings by Subject

*by Martin Ince*

For anyone with ambitions to study outside their home country, there is no bigger or better source of useful information than the QS World University Rankings by Subject. While most QS rankings look at universities in the round, the subject rankings illuminate the vital choice of which university to choose for a specific subject and for a student's intended career path. As in 2019, the 2020 ranking covers 48 subjects, grouped into five broad subject areas: Arts & Humanities, Engineering & Technology, Life Sciences & Medicine, Natural Sciences and Social Sciences & Management, which together account for the majority of student choices. Major disciplines are here, along with more niche options.

The QS subject rankings are compiled on the basis of four indicators, chosen for their broad acceptability among experts as well as their relevance and availability. Of the four, two make use of the annual global surveys of academic and employer opinion which underlie all QS rankings, and which now draw on the wisdom of over 140,000 informed people. The academic survey works by asking active university experts where they are, what subjects they know about, and which are the top universities in the world for these disciplines. The employer survey asks recruiters what type of graduates they recruit and where they like to recruit them from. The employer replies are weighted according to the type of business they represent. For example, a higher weighting would be assigned to an engineering company's views on recruiting electrical engineers than to a response from a bank for the same subject. National and international responses are weighted equally in the final result.

The citations indicator uses the globally-respected Scopus database of academic papers and citations to determine which universities are producing the most influential research in each subject, using the citations over five years of papers published in the previous six. A few papers with a large number of author institutions are omitted. This is because a paper whose authorship is spread thinly is likely to credit contributors whose work on the underlying science is not central enough for them to take responsibility for it. Some recent papers on gravitational waves attribute more than 100 author institutions.

The fourth indicator also relates to research and is termed the H Index. This is a way of looking at the breadth and depth of a university's research in each field. To get an H Index of six for a subject, a university needs to have six papers with at least six citations each during the time window sampled. The H Index has been criticised for perceived failings, such as its tendency to discriminate against female academic authors because of their often-interrupted work lives. Various alternatives have been mooted. However, the H Index is used here at the level of whole institutions, not individuals, so this criticism does not apply to QS's use of the H Index.

Academic disciplines are all different, and QS recognises this reality by varying the weighting of these indicators for the ranked subjects. For example, for the related disciplines comprising the field of Engineering, academic and employer opinion are weighted at 40 and 30 percent respectively, with citations and the H Index at 15 percent apiece. For Physics and Astronomy, which have more than 1.5 million papers in the Scopus database, the H Index and citations count are weighted at 20 percent each, with academic and employer opinion at 40 and 20

percent respectively. Citations and the H Index account for 25 percent each in Medicine, the most publish-or-perish branch of 21st century research. There are other subjects in which research is less important as an indicator of quality. In Hospitality & Leisure Management, Scopus contains about 15,000 papers, one percent of the total for Physics. QS omits the H Index from this subject and weights citations at just five percent, with academic and employer opinion counting for 45 and 50 percent respectively. For the Performing Arts, academic and employer opinion are weighted at 80 and 20 percent respectively and the publishing-related indicators do not figure.

Academic subjects vary too in how widely they are taught. The individual subject rankings shown here cover the top 50 institutions for each subject. The full rankings for each subject can be found at [topuniversities.com](https://www.topuniversities.com). For example, they show the top 600 institutions for Physics, but only the top 50 for Hospitality. In 2020, several of the rankings have been deepened by the addition of new institutions. For Medicine and for Biological Sciences, the ranking has gone from 500 to 600 positions, and for Agriculture & Forestry, Chemical Engineering and Environmental Science, from 300 to 400. For a relatively niche discipline such as Chemical Engineering, this provides almost complete coverage of this vital subject.

The 2020 QS World University Rankings by Subject contain information on 1,368 institutions, 177 more than in 2019. MIT and Harvard top the most subjects, with 12 and 11 number one spots respectively. But all levels of these rankings contain unexpected riches which deserve attention. For example, Development Studies is a subject of growing importance in the rich world as well as for the Global South. The top nine institutions for this discipline are in the North, starting with the renowned University of Sussex in the UK and also including SOAS, a specialist development institution which forms part of the University of London. But anyone looking for a course in this field may well wish to study it in the South. QS ranks the University of Cape Town tenth in the world for this subject, while six further universities in South Africa, Malaysia, India, Mexico and Colombia are represented in the top 50 for Development Studies.

The vast amount of data available to the QS Intelligence Unit for these rankings allows its analysts to look beyond traditional universities in the search for excellence. In the Performing Arts, the Julliard ‘fame school’ in New York ranks first, and the top-ranked conventional university in New York is fifth. While the top ten in this subject are dominated by specialist institutions in music and performance, positions 11-20 are taken mainly by mainstream universities. These stand-alone institutions are clear winners in the academic opinion constituent of the subject rankings, giving them more scholarly clout than many university departments.

Like other organisations, QS now prioritises compatibility with the UN Sustainable Development Goals. Of the 48 disciplines analysed, many have green ramifications. In particular, QS ranks the top universities for the biggest green subject by student numbers: Geography. While the US and the UK dominate the top positions, this ranking includes universities in 41 countries and on every continent. There is no more appropriate subject for international study. This ranking will be read by students and academics and may suggest possible channels for international joint working. In addition, QS ranks two major groups of green subjects. These are the Earth and Marine Sciences, including solid-Earth subjects such as Geology, and Environmental Sciences such as Ecology.


Arts & Humanities					
2020	2019		Institution		Score
<b>1</b>	1	→	<b>University of Oxford</b>	UK	98.6
<b>2</b>	2	→	<b>Harvard University</b>	US	98.1
<b>3</b>	3	→	<b>University of Cambridge</b>	UK	96.6
<b>4</b>	4	→	<b>University of California, Berkeley</b>	US	93.3
<b>5</b>	5	→	<b>Stanford University</b>	US	92.4
<b>6</b>	6	→	<b>Yale University</b>	US	92.3
<b>7</b>	10	↑	<b>New York University</b>	US	90.9
<b>8</b>	9	↑	<b>University of California, Los Angeles</b>	US	90.6
<b>9</b>	7	↓	<b>Princeton University</b>	US	89.7
<b>10</b>	8	↓	<b>Columbia University</b>	US	89.6
11	13	↑	University of Edinburgh	UK	88.9
12	15	↑	UCL University College London	UK	88.4
13=	16=	↑	MIT Massachusetts Institute of Technology	US	87.5
13=	11	↓	University of Chicago	US	87.5
15	21	↑	Humboldt-Universität zu Berlin	DE	87.1
16=	16=	→	Australian National University	AU	86.9
16=	20	↑	The University of Melbourne	AU	86.9
18	19	↑	University of Toronto	CA	86.8
19	14	↓	National University of Singapore	SG	86.7
20	22	↑	LSE London Sch of Economics & Political Science	UK	86.4
21	12	↓	University of Tokyo	JP	85.8
22	23	↑	University of Sydney	AU	85.3
23	24	↑	Freie Universität Berlin	DE	85.2
24	25	↑	University of British Columbia	CA	84.8
25	26	↑	King's College London	UK	84.4
26	32=	↑	Universidad Nacional Autónoma de México	MX	84.2
27	16=	↓	University of Hong Kong	HK	84.1
28	30	↑	Cornell University	US	84.0
29	37	↑	University of Amsterdam	NL	83.3
30	27	↓	McGill University	CA	83.1
31	28=	↓	UCL University College London	US	83.0
32=	32=	→	Leiden University	NL	82.7
32=	39	↑	Université Paris 1 Panthéon-Sorbonne	FR	82.7
32=	28=	↓	University of Pennsylvania	US	82.7
35	45=	↑	Universidad de Buenos Aires	AR	82.1
36	35=	↓	Seoul National University	KR	81.9
37	40	↑	University of Texas at Austin	US	81.7
38	34	↓	Peking University	CN	81.3
39=	42	↑	Durham University	UK	81.2
39=	31	↓	Chinese University of Hong Kong	HK	81.2

Arts & Humanities					
2020	2019		Institution		Score
39=	45=	↑	University of Manchester	UK	81.2
42=	45=	↑	University of New South Wales	AU	80.9
42=	41	↓	University of Warwick	UK	80.9
44	53	↑	Duke University	US	80.8
45	43	↓	University of St Andrews	UK	80.5
46	52	↑	Brown University	US	80.4
47	56	↑	Lomonosov Moscow State University	RU	80.3
48	50=	↑	Monash University	AU	80.2
49=	38	↓	Ludwig-Maximilians-Universität München	DE	80.1
49=	55	↑	SOAS Sch of Oriental & African Studies Uni London	UK	80.1
51	57	↑	Pontificia Universidad Católica de Chile	CL	80.0
52	58	↑	Sorbonne University	FR	79.9
53	50=	↓	Trinity College Dublin	IE	79.6
54	48=	↓	Waseda University	JP	79.4
55	64=	↑	University of Birmingham	UK	79.3
56	63	↑	Tsinghua University	CN	79.2
57	48=	↓	University of Auckland	NZ	79.1
58=	54	↓	Università di Bologna	IT	79.0
58=	70=	↑	Universität Wien	AT	79.0
60	70=	↑	University of Leeds	UK	78.9
61	59	↓	Nanyang Technological University	SG	78.8
62	68	↑	University of Glasgow	UK	78.6
63=	76	↑	Universidade de São Paulo	BR	78.4
63=	67	↑	University of Helsinki	FI	78.4
65	64=	↓	Ruprecht-Karls-Universität Heidelberg	DE	78.3
66	60	↓	University of Copenhagen	DK	78.2
67	35=	↓	Kyoto University	JP	78.1
68=	69	↑	Fudan University	CN	78.0
68=	73=	↑	Victoria University of Wellington	NZ	78.0
70	73=	↑	Georgetown University	US	77.8
71=	78=	↑	Université Sorbonne Nouvelle Paris 3	FR	77.6
71=	64=	↓	University of York, UK	UK	77.6
73	61	↓	Katholieke Universiteit Leuven	BE	77.5
74	73=	↓	University of Wisconsin-Madison	US	77.2
75	82=	↑	University of Sheffield	UK	77.1
76=	114=	↑	Korea University	KR	77.0
76=	85=	↑	Universidad Complutense de Madrid	ES	77.0
76=	96=	↑	Université PSL Paris Sciences & Lettres	FR	77.0
76=	82=	↑	University of Bristol	UK	77.0
76=	70=	↓	University of Zurich	CH	77.0

## QS World University Rankings by Subject

Arts & Humanities					
2020	2019		Institution		Score
81=	44	↓	National Taiwan University	TW	76.9
81=	62	↓	Sapienza - Università di Roma	IT	76.9
83=	77	↓	Northwestern University	US	76.8
83=	80	↓	University of Southern California	US	76.8
85	78=	↓	University of Queensland	AU	76.5
86	112	↑	Lancaster University	UK	76.4
87	101=	↑	Johns Hopkins University	US	76.0
88=	110=	↑	Universidad de Chile	CL	75.9
88=	106=	↑	Yonsei University	KR	75.9
90=	125=	↑	City University of New York	US	75.8
90=	85=	↓	Eberhard Karls Universität Tübingen	DE	75.8
92	81	↓	Indiana University Bloomington	US	75.7
93=	91=	↓	Queen Mary University of London	UK	75.6
93=	84	↓	Rutgers - The State University of New Jersey, New Brunswick	US	75.6
93=	96=	↑	Universitat de Barcelona	ES	75.6
96=	89=	↓	Boston University	US	75.0
96=	99=	↑	Pennsylvania State University	US	75.0
98=	125=	↑	Delft University of Technology	NL	74.9
98=	101=	↑	University of Exeter	UK	74.9
98=	93=	↓	University of Virginia	US	74.9





**Breakthrough  
research begins  
here...**

## **The University of Queensland is #1 in Australia's most prestigious research schemes.**

The Australian Research Council (ARC) has awarded UQ more ARC Australian Laureate Fellowships and more ARC Centres of Excellence than any other university in the country – with 27 Laureates and 11 ARC Centres headquartered at UQ. This represents \$310 million in competitive funding, and recognises the outstanding quality of our 2000-strong interdisciplinary research community.

When you're ready to supercharge your greatest piece of research, do your research – join a global top 50 university that will help you create change through access to high-quality infrastructure and resources, and the very best research teams in Australia.



**THE UNIVERSITY  
OF QUEENSLAND**  
AUSTRALIA

**Discover more at [uq.edu.au/research](https://uq.edu.au/research)**

CREATE CHANGE

## Archaeology

- 1 **University of Oxford**
- 2 **University of Cambridge**
- 3 **UCL University College London**
- 4 **Durham University**
- 5 **Harvard University**
- 6 **University of California, Berkeley**
- 7 **Stanford University**
- 8 **Sapienza - Università di Roma**
- 9 **Leiden University**
- 10 **University of Michigan**
- 11= Australian National University
- 11= University of California, Los Angeles
- 13 Eberhard Karls Universität Tübingen
- 14 Columbia University
- 15 University of Chicago
- 16 Université Paris 1 Panthéon-Sorbonne
- 17 Peking University
- 18 University of York
- 19 University of Pennsylvania
- 20 University of Toronto
- 21 Freie Universität Berlin
- 22 Arizona State University
- 23 University of Edinburgh
- 24 University of Arizona
- 25 University of Auckland
- 26 Simon Fraser University
- 27 Aarhus University
- 28 University of Copenhagen
- 29 University of Sheffield
- 30 University of Tokyo
- 31 University of Sydney
- 32 Ruprecht-Karls-Universität Heidelberg
- 33 Sorbonne University
- 34 Seoul National University
- 35 Pennsylvania State University
- 36 University of Florida
- 37= Universität Wien
- 37= University of Reading
- 39 University of Texas at Austin
- 40 University of Calgary
- 41 Ludwig-Maximilians-Universität München
- 42 Yale University
- 43 Brown University
- 44 University of Southampton
- 45= Humboldt-Universität zu Berlin
- 45= Washington University in St Louis
- 47= Universitat de Barcelona
- 47= University of Leicester
- 49 Universidad Nacional Autónoma de México
- 50= Korea University
- 50= Uppsala University

## Architecture / Built Environment

- 1 **MIT Massachusetts Inst of Technology**
- 2 **Delft University of Technology**
- 3 **Bartlett School of Architecture, UCL**
- 4 **ETH Zurich Swiss Federal Inst of Tech**
- 5 **Harvard University**
- 6 **University of California, Berkeley**
- 7 **Politecnico di Milano**
- 8 **Manchester School of Architecture**
- 9 **University of Cambridge**
- 10 **Ecole Poly Fédérale de Lausanne**
- 11 Tsinghua University
- 12 National University of Singapore
- 13 Columbia University
- 14 University of Hong Kong
- 15 University of California, Los Angeles
- 16 University of Tokyo
- 17 University of Melbourne
- 18= University of Sydney
- 18= Tongji University
- 20 KTH, Royal Institute of Technology
- 21 Universitat Politècnica de Catalunya
- 22 Hong Kong Polytechnic University
- 23 University of Sheffield
- 24 Technische Universität Berlin
- 25 RMIT University
- 26 Technische Universität München
- 27 University of New South Wales
- 28 Cornell University
- 29= Georgia Institute of Technology
- 29= Stanford University
- 31 Seoul National University
- 32 University of British Columbia
- 33 Politecnico di Torino
- 34 University of Michigan
- 35 Universidad Politécnica de Madrid
- 36 Pontificia Universidad Católica de Chile
- 37 Chalmers University of Technology
- 38= Cardiff University
- 38= University of Texas at Austin
- 38= University of Toronto
- 41= Aalto University
- 41= McGill University
- 43 Universidade de São Paulo
- 44 University of Pennsylvania
- 45 Katholieke Universiteit Leuven
- 46 Eindhoven University of Technology
- 47 Shanghai Jiao Tong University
- 48 Kyoto University
- 49 Universidad Nacional Autónoma de México
- 50 University of Illinois at Urbana-Champaign

## Art & Design

- 1 **Royal College of Art**
- 2 **University of the Arts London**
- 3 **Parsons School of Design at The New Sch**
- 4 **Rhode Island School of Design**
- 5 **MIT Massachusetts Inst of Technology**
- 6 **Politecnico di Milano**
- 7 **Aalto University**
- 8 **Glasgow School of Art**
- 9 **School of the Art Institute of Chicago**
- 10 **Pratt Institute**
- 11 RMIT University
- 12 Art Center College of Design
- 13 Tongji University
- 14 Goldsmiths, University of London
- 15 Hong Kong Polytechnic University
- 16 Stanford University
- 17 Carnegie Mellon University
- 18 Design Academy Eindhoven
- 19 Tsinghua University
- 20 California Institute of the Arts
- 21 Royal Danish Acad of Fine Arts, Sch of Des
- 22 École Nat Sup de Créat Ind, ENSCI Les At
- 23 University of Technology Sydney
- 24 Loughborough University
- 25 California College of the Arts
- 26 Umeå University
- 27 École Nat Supérieure des Arts Decoratifs
- 28= China Central Academy of Fine Arts
- 28= School of Visual Arts
- 30= National University of Singapore
- 30= Universidad de Buenos Aires
- 30= University of Oxford
- 33 Konstfack Uni College of Arts, Crafts & Des
- 34= Columbia University
- 34= Yale University
- 36 Savannah College of Art and Design
- 37 Nanyang Technological University
- 38 Seoul National University
- 39 University of California, Los Angeles
- 40= Emily Carr University of Art & Design
- 40= Universidad Nacional Autónoma de México
- 40= Universität der Künste Berlin
- 43 Swinburne University of Technology
- 44 New York University
- 45 Zurich University of the Arts
- 46= UCL University College London
- 46= Universidad de Palermo
- 48 University of New South Wales
- 49 University of Melbourne
- 50 Politecnico di Torino

## Classics & Ancient History

- 1 **University of Oxford**
- 2 **Sapienza - Università di Roma**
- 3 **University of Cambridge**
- 4 **Ruprecht-Karls-Universität Heidelberg**
- 5 **Ludwig-Maximilians-Uni München**
- 6 **Leiden University**
- 7 **Humboldt-Universität zu Berlin**
- 8 **Scuola Normale Superiore di Pisa**
- 9= **Harvard University**
- 9= **Sorbonne University**
- 11 University of St Andrews
- 12 Durham University
- 13 Université Paris 1 Panthéon-Sorbonne
- 14 Princeton University
- 15 University of California, Berkeley
- 16 Aristotle University of Thessaloniki
- 17 UCL University College London
- 18 Yale University
- 19 Università di Bologna
- 20 University of Chicago
- 21 Georg-August-Universität Göttingen
- 22 King's College London
- 23 University of Zurich
- 24 Brown University
- 25 Universität Wien
- 26 University of Geneva
- 27 Katholieke Universiteit Leuven
- 28 Università di Pisa
- 29 University of Toronto
- 30 Trinity College Dublin
- 31 Universität Köln
- 32 Università degli Studi di Roma - Tor Vergata
- 33 Freie Universität Berlin
- 34 Hebrew University of Jerusalem
- 35 University of Edinburgh
- 36 Université Catholique de Louvain
- 37 University of Basel
- 38 Stanford University
- 39 Università degli Studi di Milano
- 40 Peking University
- 41 Universität Freiburg
- 42 University of Copenhagen
- 43 Eberhard Karls Universität Tübingen
- 44 Macquarie University
- 45 Waseda University
- 46 University of California, Los Angeles
- 47= University of Michigan
- 47= University of Otago
- 49 Columbia University
- 50 Fudan University

## English Language &amp; Literature

- 1 **University of Oxford**
- 2 **University of Cambridge**
- 3 **Harvard University**
- 4 **University of California, Berkeley**
- 5 **Stanford University**
- 6 **Yale University**
- 7 **Princeton University**
- 8 **University of California, Los Angeles**
- 9 **University of Edinburgh**
- 10 **University of Toronto**
- 11 Columbia University
- 12 University of Chicago
- 13 UCL University College London
- 14 King's College London
- 15 New York University
- 16 Duke University
- 17 University of British Columbia
- 18 University of Melbourne
- 19 Cornell University
- 20= University of Sydney
- 20= University of Pennsylvania
- 22 University of York
- 23 University of Warwick
- 24 University of Manchester
- 25 MIT Massachusetts Inst of Technology
- 26 McGill University
- 27 University of Michigan
- 28= Trinity College Dublin
- 28= University of Hong Kong
- 30 University of Texas at Austin
- 31 University of Glasgow
- 32 University of Leeds
- 33 National University of Singapore
- 34= Freie Universität Berlin
- 34= Queen Mary University of London
- 36= Brown University
- 36= University of Birmingham
- 38 Australian National University
- 39 The University of Auckland
- 40 Humboldt-Universität zu Berlin
- 41 The University of New South Wales
- 42 University of Bristol
- 43 University of Amsterdam
- 44 Peking University
- 45 Monash University
- 46 Durham University
- 47 University of Tokyo
- 48 University of Queensland
- 49 University of St Andrews
- 50 Lancaster University

## History

- 1 **Harvard University**
- 2 **University of Oxford**
- 3 **University of Cambridge**
- 4 **Yale University**
- 5 **LSE London Sch of Econ & Political Sc**
- 6= **Stanford University**
- 6= **University of California, Berkeley**
- 8 **Columbia University**
- 9 **Princeton University**
- 10 **University of California, Los Angeles**
- 11 University of Chicago
- 12 Australian National University
- 13 University of Michigan
- 14 King's College London
- 15 University of Toronto
- 16 University of Edinburgh
- 17= Leiden University
- 17= UCL University College London
- 19 Kyoto University
- 20 University of Tokyo
- 21 Cornell University
- 22 National University of Singapore
- 23 Johns Hopkins University
- 24 Peking University
- 25 University of British Columbia
- 26 University of Melbourne
- 27 Humboldt-Universität zu Berlin
- 28 University of Sydney
- 29 University of Pennsylvania
- 30 University of Texas at Austin
- 31 University of Wisconsin-Madison
- 32 Freie Universität Berlin
- 33 New York University
- 34= Ludwig-Maximilians-Universität München
- 34= Université Paris 1 Panthéon-Sorbonne
- 36 University of Amsterdam
- 37= Duke University
- 37= Durham University
- 39 University of Warwick
- 40 University of Manchester
- 41 University of North Carolina, Chapel Hill
- 42= Universidad Nacional Autónoma de México
- 42= University of Hong Kong
- 44 University of St Andrews
- 45= Ruprecht-Karls-Universität Heidelberg
- 45= SOAS Sch of Oriental & African Stud, Uni Lon
- 47 McGill University
- 48 Chinese University of Hong Kong
- 49 University of York
- 50 University of Exeter

**Linguistics**

- 1 MIT Massachusetts Inst of Technology**
- 2 University of Massachusetts, Amherst**
- 3 University of Edinburgh**
- 4 University of Cambridge**
- 5= Harvard University**
- 5= University of Oxford**
- 7 University of California, Berkeley**
- 8 Stanford University**
- 9 University of Maryland, College Park**
- 10 University of California, Los Angeles**
- 11 University of Hong Kong
- 12 Lancaster University
- 13 University of Toronto
- 14 UCL University College London
- 15 Australian National University
- 16= Peking University
- 16= University of Amsterdam
- 18 University of Pennsylvania
- 19= McGill University
- 19= University of British Columbia
- 21 University of Chicago
- 22 University of Tokyo
- 23 University of Melbourne
- 24 Lomonosov Moscow State University
- 25 University of Connecticut
- 26 National University of Singapore
- 27 Leiden University
- 28 Macquarie University
- 29 Ohio State University
- 30= Humboldt-Universität zu Berlin
- 30= University of Illinois at Urbana-Champaign
- 32 University of California, San Diego
- 33 Universität Wien
- 34 Seoul National University
- 35= Georgetown University
- 35= New York University
- 37= University of Zurich
- 37= Utrecht University
- 39= City University of Hong Kong
- 39= Chinese University of Hong Kong
- 41= Stockholm University
- 41= University of Sydney
- 43 University of Hawaii at Mānoa
- 44 University of Manchester
- 45= Radboud University Nijmegen
- 45= Hong Kong Polytechnic University
- 47 National Taiwan University
- 48 University of Texas at Austin
- 49 University of Michigan
- 50= Nanyang Technological University
- 50= University of Helsinki

**Modern Languages**

- 1 University of Oxford**
- 2 Harvard University**
- 3 University of Cambridge**
- 4 University of California, Berkeley**
- 5 Stanford University**
- 6 Yale University**
- 7 University of California, Los Angeles**
- 8 University of Tokyo**
- 9 Peking University**
- 10 Columbia University**
- 11 Princeton University
- 12 University of Edinburgh
- 13 National University of Singapore
- 14= MIT Massachusetts Inst of Technology
- 14= New York University
- 14= University of Chicago
- 17 Seoul National University
- 18 UCL University College London
- 19 Universidad Nacional Autónoma de México
- 20= Freie Universität Berlin
- 20= Kyoto University
- 22 University of Hong Kong
- 23 Universidad de Buenos Aires
- 24 University of Melbourne
- 25 Sorbonne University
- 26 Fudan University
- 27= Humboldt-Universität zu Berlin
- 27= University of Toronto
- 29 Chinese University of Hong Kong
- 30 University of Sydney
- 31 Australian National University
- 32 Université Sorbonne Nouvelle Paris 3
- 33 National Taiwan University
- 34 Lomonosov Moscow State University
- 35 King's College London
- 36 Ludwig-Maximilians-Universität München
- 37 University of Manchester
- 38 Tsinghua University
- 39= Cornell University
- 39= Università di Bologna
- 41 University of Michigan
- 42= University of Warwick
- 42= Universidade de São Paulo
- 42= Waseda University
- 45 Monash University
- 46= Korea University
- 46= Leiden University
- 46= Pontificia Universidad Católica de Chile
- 49 University of Amsterdam
- 50= University of Pennsylvania
- 50= Yonsei University

## Performing Arts

- 1 **Julliard School**
- 2 **Royal College of Music**
- 3 **Uni of Music & Performing Arts Vienna**
- 4 **Royal Academy of Music**
- 5 **New York University**
- 6 **Guildhall School of Music and Drama**
- 7= **Curtis Institute of Music**
- 7= **Hong Kong Academy of Performing Arts**
- 9 **Royal Conservatoire of Scotland**
- 10 **Harvard University**
- 11 University of Cambridge
- 12 University of Oxford
- 13 University of the Arts Helsinki
- 14 Royal Holloway University of London
- 15 University of Sydney
- 16 University of Melbourne
- 17 Cons Nat Sup de Musique/Danse de Paris
- 18 Yale University
- 19 University of California, Berkeley
- 20= Monash University
- 20= Stanford University
- 22 University Mozarteum Salzburg
- 23= Indiana University Bloomington
- 23= University of California, Los Angeles
- 25 Columbia University
- 26 Northwestern University
- 27= University of Huddersfield
- 27= University of Rochester
- 29 Norwegian Academy of Music
- 30 Royal College of Music in Stockholm
- 31 Queen Mary University of London
- 32 University of Auckland
- 33 Central School of Speech & Drama
- 34 McGill University
- 35 University of Chicago
- 36 National University of Singapore
- 37 Australian National University
- 38= Korea National University of Arts
- 38= Royal Danish Academy of Music
- 40 Central Academy of Drama, China
- 41 University of Toronto
- 42 King's College London
- 43 Princeton University
- 44 Moscow P I Tchaikovsky Conservatory
- 45 University of Manchester
- 46 Hochschule für Musik Hanns Eisler Berlin
- 47 Liszt Academy of Music
- 48 Hochschule für Musik & Theater Hamburg
- 49= Griffith University
- 49= University of Michigan

## Philosophy

- 1 **New York University**
- 2 **Rutgers State Uni of NJ, New Brunswick**
- 3 **University of Pittsburgh**
- 4 **University of Oxford**
- 5 **LSE London Schof Econ & Political Sc**
- 6 **University of St Andrews**
- 7 **Australian National University**
- 8 **King's College London**
- 9 **Harvard University**
- 10 **University of Cambridge**
- 11 University of Toronto
- 12 Princeton University
- 13 Humboldt-Universität zu Berlin
- 14 Ludwig-Maximilians-Universität München
- 15 University of Notre Dame
- 16 Yale University
- 17= Stanford University
- 17= University of California, Berkeley
- 19 Université PSL Paris Sciences & Lettres
- 20 University of Edinburgh
- 21 Universität Frankfurt am Main
- 22 UCL University College London
- 23 University of Chicago
- 24 Columbia University
- 25 University of Sydney
- 26 Macquarie University
- 27 University of Bristol
- 28= Université Paris 1 Panthéon-Sorbonne
- 28= University of Helsinki
- 30= Monash University
- 30= Chinese University of Hong Kong
- 32 Renmin University of China
- 33 University of Oslo
- 34 University of Tokyo
- 35 Katholieke Universiteit Leuven
- 36 University of Michigan
- 37 Central European University
- 38 University of Warwick
- 39 University of Copenhagen
- 40 University of Amsterdam
- 41 City University of New York
- 42 Fudan University
- 43= McGill University
- 43= University of Auckland
- 45= Cornell University
- 45= Seoul National University
- 45= Universitat de Barcelona
- 48 University of Geneva
- 49= MIT Massachusetts Institute of Technology
- 49= Peking University

## Theology, Divinity &amp; Religious Studies

- 1 University of Notre Dame**
- 2 University of Oxford**
- 3 Harvard University**
- 4 Durham University**
- 5 University of Cambridge**
- 6 Yale University**
- 7 Eberhard Karls Universität Tübingen**
- 8 Duke University**
- 9 University of Chicago**
- 10 Boston College**
- 11 Hebrew University of Jerusalem
- 12= Princeton University
- 12= Université Catholique de Louvain
- 14 University of California, Berkeley
- 15 Stanford University
- 16 Katholieke Universiteit Leuven
- 17= King's College London
- 17= University of St Andrews
- 19= University of Edinburgh
- 19= University of Toronto
- 21 Georg-August-Universität Göttingen
- 22= Columbia University
- 22= Vrije Universiteit Amsterdam
- 24 Emory University
- 25= Ruprecht-Karls-Universität Heidelberg
- 25= University of Aberdeen
- 27 Ludwig-Maximilians-Universität München
- 28 Boston University
- 29 University of California, Los Angeles
- 30 Georgetown University
- 31 University of Zurich
- 32 Chinese University of Hong Kong
- 33 Fordham University
- 34 University of Birmingham
- 35 Humboldt-Universität zu Berlin
- 36 University of Oslo
- 37 International Islamic University Malaysia
- 38 Aarhus University
- 39 Baylor University
- 40= Pontificia Universidad Católica de Chile
- 40= University of British Columbia
- 42 SOAS Sch of Oriental & African Stud Uni Lon
- 43 McGill University
- 44 University of Copenhagen
- 45 University of Lausanne
- 46= McMaster University
- 46= Uppsala University
- 48 Leiden University
- 49= University of Helsinki
- 49= Vanderbilt University



Engineering & Technology					
2020	2019		Institution		Score
1	1	→	MIT Massachusetts Institute of Technology	US	98.1
2	2	→	Stanford University	US	96.3
3	4	↑	University of Cambridge	UK	94.1
4	3	↓	ETH Zurich (Swiss Federal Institute of Technology)	CH	94.0
5	5	→	University of California, Berkeley	US	93.5
6	6=	→	University of Oxford	UK	93.2
7	8=	↑	Imperial College London	UK	92.9
8	6=	↓	Nanyang Technological University	SG	92.0
9	10	↑	Tsinghua University	CN	91.7
10	8=	↓	National University of Singapore	SG	91.6
11	11	→	Ecole Polytechnique Fédérale de Lausanne	CH	91.4
12	12	→	Harvard University	US	90.9
13	14	↑	Georgia Institute of Technology	US	89.7
14	15	↑	California Institute of Technology	US	88.9
15	17	↑	Delft University of Technology	NL	88.5
16	26=	↑	Korea Advanced Institute of Science and Technology	KR	88.1
17	19	↑	Carnegie Mellon University	US	87.3
18	18	→	Hong Kong University of Science & Technology	HK	87.0
19	21	↑	University of California, Los Angeles	US	86.4
20	16	↓	Politecnico di Milano	IT	86.3
21	13	↓	University of Tokyo	JP	86.2
22=	20	↓	Peking University	CN	85.8
22=	28	↑	Seoul National University	KR	85.8
22=	22=	→	University of Toronto	CA	85.8
25	22=	↓	Technische Universität München	DE	85.5
26	26=	→	Shanghai Jiao Tong University	CN	85.4
27	31=	↑	University of Illinois at Urbana-Champaign	US	84.6
28=	24	↓	Tokyo Institute of Technology	JP	84.5
28=	31=	↑	University of Texas at Austin	US	84.5
30	36	↑	KTH, Royal Institute of Technology	SE	84.4
31	25	↓	Princeton University	US	84.0
32=	33=	↑	Cornell University	US	83.1
32=	43	↑	Purdue University	US	83.1
32=	42	↑	University of British Columbia	CA	83.1
32=	33=	↑	Zhejiang University	CN	83.1
36	37	↑	University of Michigan	US	82.9
37	38=	↑	University of New South Wales	AU	82.8
38	30	↓	Kyoto University	JP	82.5
39=	49	↑	UCL University College London	UK	82.1
39=	35	↓	University of Hong Kong	HK	82.1
41=	29	↓	National Taiwan University	TW	82.0
41=	40	↓	University of Melbourne	AU	82.0



Engineering & Technology					
2020	2019		Institution		Score
41=	46	↑	University of Waterloo	CA	82.0
44	53=	↑	Indian Institute of Technology Bombay (IITB)	IN	81.9
45=	47	↑	Technische Universität Berlin	DE	81.6
45=	55	↑	University of Manchester	UK	81.6
47=	61=	↑	Indian Institute of Technology Delhi (IITD)	IN	81.4
47=	45	↓	McGill University	CA	81.4
47=	41	↓	Politecnico di Torino	IT	81.4
50	52	↑	Fudan University	CN	81.1
51=	48	↓	Columbia University	US	80.9
51=	44	↓	Rheinisch-Westfälische Technische HS Aachen	DE	80.9
53	61=	↑	Korea University	KR	80.8
54	50=	↓	Monash University	AU	80.7
55=	70=	↑	Sungkyunkwan University	KR	80.6
55=	38=	↓	Universiti Malaya	MY	80.6
57=	70=	↑	Ecole Polytechnique	FR	80.5
57=	80=	↑	Pohang University of Science & Technology	KR	80.5
59=	61=	↑	CentraleSupélec	FR	80.2
59=	57=	↓	Lomonosov Moscow State University	RU	80.2
61=	50=	↓	Northwestern University	US	80.1
61=	56	↓	University of Sydney	AU	80.1
63	59=	↓	University of California, San Diego	US	80.0
64	61=	↓	Katholieke Universiteit Leuven	BE	79.7
65	85=	↑	Université PSL (Paris Sciences & Lettres)	FR	79.6
66	73=	↑	University of Edinburgh	UK	79.5
67	73=	↑	University of Science & Technology of China	CN	79.4
68=	89=	↑	Eindhoven University of Technology	NL	79.3
68=	59=	↓	KIT, Karlsruher Institut für Technologie	DE	79.3
70	61=	↓	Yale University	US	79.0
71	61=	↓	Australian National University	AU	78.9
72=	78	↑	Pennsylvania State University	US	78.8
72=	57=	↓	Chinese University of Hong Kong	HK	78.8
72=	69	↓	University of Pennsylvania	US	78.8
72=	75=	↑	University of Washington	US	78.8
76=	75=	↓	University of Queensland	AU	78.7
76=	85=	↑	Universitat Politècnica de Catalunya	ES	78.7
76=	118=	↑	University of Chicago	US	78.7
79=	91	↑	Hanyang University	KR	78.6
79=	82	↑	Texas A&M University	US	78.6
79=	80=	↑	Yonsei University	KR	78.6
82=	75=	↓	Technical University of Denmark	DK	78.4
82=	70=	↓	Hong Kong Polytechnic University	HK	78.4
84	53=	↓	National Tsing Hua University	TW	78.2

## QS World University Rankings by Subject

Engineering & Technology					
2020	2019		Institution		Score
85	93	↑	Chalmers University of Technology	SE	77.9
86=	113=	↑	Indian Institute of Technology Kharagpur (IITKGP)	IN	77.8
86=	89=	↑	Universidade de São Paulo	BR	77.8
88=	95=	↑	Indian Institute of Technology Madras (IITM)	IN	77.7
88=	83=	↓	University of Wisconsin-Madison	US	77.7
90=	79	↓	City University of Hong Kong	HK	77.5
90=	94	↑	Universidad Politécnica de Madrid	ES	77.5
92	61=	↓	Osaka University	JP	77.4
93=	68	↓	Tohoku University	JP	77.0
93=	92	↓	Xi'an Jiaotong University	CN	77.0
95	101	↑	New York University	US	76.8
96=	125=	↑	Indian Institute of Technology Kanpur (IITK)	IN	76.4
96=	176	↑	King Abdul Aziz University	SA	76.4
96=	102=	↑	Virginia Polytechnic Institute	US	76.4
99	105	↑	Universidad Nacional Autónoma de México	MX	76.3
100=	95=	↓	Huazhong University of Science and Technology	CN	75.8
100=	116=	↑	University of Auckland	NZ	75.8
100=	85=	↓	Universiti Teknologi Malaysia	MY	75.8

**Computer Science & Info Systems**

- 1 MIT Massachusetts Inst of Technology**
- 2 Stanford University**
- 3 Carnegie Mellon University**
- 4 University of California, Berkeley**
- 5 University of Oxford**
- 6 University of Cambridge**
- 7 Harvard University**
- 8 Ecole Poly Fédérale de Lausanne**
- 9 ETH Zurich (Swiss Federal Inst of Tech)**
- 10 University of Toronto**
- 11 Princeton University
- 12 National University of Singapore
- 13 Tsinghua University
- 14 Imperial College London
- 15 University of California, Los Angeles
- 16 Nanyang Technological University
- 17 UCL University College London
- 18 University of Washington
- 19= Columbia University
- 19= Cornell University
- 19= New York University
- 19= Peking University
- 23 University of Edinburgh
- 24 University of Waterloo
- 25 University of British Columbia
- 26 Hong Kong Uni of Science & Technology
- 27 Georgia Institute of Technology
- 28 University of Tokyo
- 29 California Institute of Technology
- 30 Chinese University of Hong Kong
- 31 University of Texas at Austin
- 32 University of Melbourne
- 33 University of Illinois at Urbana-Champaign
- 34 Shanghai Jiao Tong University
- 35 University of Pennsylvania
- 36= Korea Advanced Inst of Science and Tech
- 36= Technische Universität München
- 38 University of Hong Kong
- 39 Université PSL (Paris Sciences & Lettres)
- 40 Politecnico di Milano
- 41 Australian National University
- 42 University of Sydney
- 43 KTH, Royal Institute of Technology
- 44 University of Southern California
- 45 University of Amsterdam
- 46 Yale University
- 47 University of Chicago
- 48= Seoul National University
- 48= University of Michigan
- 50 University of Maryland, College Park

**Engineering - Chemical**

- 1 MIT Massachusetts Inst of Technology**
- 2 Stanford University**
- 3 University of Cambridge**
- 4 University of California, Berkeley**
- 5 ETH Zurich (Swiss Federal Inst of Tech)**
- 6 University of Oxford**
- 7 California Institute of Technology**
- 8= Ecole Poly Fédérale de Lausanne**
- 8= National University of Singapore**
- 10 Imperial College London**
- 11 Nanyang Technological University
- 12 Tsinghua University
- 13 Delft University of Technology
- 14 University of Tokyo
- 15 Princeton University
- 16 University of California, Los Angeles
- 17 Yale University
- 18 UCL University College London
- 19 Kyoto University
- 20 University of Texas at Austin
- 21 University of Wisconsin-Madison
- 22 University of Manchester
- 23 Korea Advanced Inst of Science & Tech
- 24 Georgia Institute of Technology
- 25 Seoul National University
- 26 University of Minnesota Twin Cities
- 27 University of Toronto
- 28 Northwestern University
- 29 Monash University
- 30 Cornell University
- 31 Tokyo Institute of Technology
- 32= Hong Kong Uni of Science & Technology
- 32= University of Melbourne
- 34 Politecnico di Milano
- 35= Sungkyunkwan University
- 35= University of Michigan-Ann Arbor
- 37 Rheinisch-Westfälische Tech HS Aachen
- 38= Technische Universität Berlin
- 38= University of Queensland
- 40= University of New South Wales
- 40= University of Pennsylvania
- 42 Purdue University
- 43 Eindhoven University of Technology
- 44 Columbia University
- 45 Technische Universität München
- 46= McGill University
- 46= University of British Columbia
- 48= Pennsylvania State University
- 48= University of Delaware
- 50 Indian Institute of Technology Bombay (IITB)

## Engineering - Civil & Structural

- 1 **MIT Massachusetts Inst of Technology**
- 2 **Delft University of Technology**
- 3 **University of Cambridge**
- 4 **University of California, Berkeley**
- 5 **Imperial College London**
- 6 **ETH Zurich (Swiss Federal Inst of Tech)**
- 7 **Politecnico di Milano**
- 8 **Ecole Poly Fédérale de Lausanne**
- 9 **National University of Singapore**
- 10 **Tsinghua University**
- 11 University of New South Wales
- 12 Nanyang Technological University
- 13 Stanford University
- 14 University of Sydney
- 15= University of Melbourne
- 15= University of Oxford
- 17 Hong Kong Uni of Science & Technology
- 18 Georgia Institute of Technology
- 19= Hong Kong Polytechnic University
- 19= University of Hong Kong
- 21= Monash University
- 21= University of Tokyo
- 23 Universitat Politècnica de Catalunya
- 24 University of Illinois at Urbana-Champaign
- 25 Politecnico di Torino
- 26 University of Queensland
- 27= Purdue University
- 27= University of Texas at Austin
- 29 Shanghai Jiao Tong University
- 30 University of Western Australia
- 31 Tongji University
- 32 Pontificia Universidad Católica de Chile
- 33= Korea Advanced Inst of Science & Tech
- 33= Kyoto University
- 35 Seoul National University
- 36 University of British Columbia
- 37 University of Toronto
- 38 Universidad Politécnica de Madrid
- 39= National Technical University of Athens
- 39= University of Auckland
- 41 University of Michigan-Ann Arbor
- 42= KTH, Royal Institute of Technology
- 42= University of Manchester
- 44 Tokyo Institute of Technology
- 45 University of Leeds
- 46 Universidade de São Paulo
- 47= Technische Universität München
- 47= The University of Sheffield
- 47= UCL University College London
- 50 National Taiwan University

## Engineering - Electrical & Electronic

- 1 **MIT Massachusetts Inst of Technology**
- 2 **Stanford University**
- 3 **University of California, Berkeley**
- 4 **University of Cambridge**
- 5 **ETH Zurich (Swiss Federal Inst of Tech)**
- 6 **Nanyang Technological University**
- 7 **Imperial College London**
- 8 **University of Oxford**
- 9 **Ecole Poly Fédérale de Lausanne**
- 10 **Harvard University**
- 11 Tsinghua University
- 12 National University of Singapore
- 13 California Institute of Technology
- 14 Georgia Institute of Technology
- 15 University of California, Los Angeles
- 16 Delft University of Technology
- 17= Korea Advanced Inst of Science and Tech
- 17= KTH, Royal Institute of Technology
- 17= Politecnico di Milano
- 20= Technische Universität München
- 20= University of Tokyo
- 22 Hong Kong Uni of Science & Technology
- 23 University of Toronto
- 24 Carnegie Mellon University
- 25 University of Illinois at Urbana-Champaign
- 26 University of Michigan
- 27 Peking University
- 28 University of Texas at Austin
- 29= Seoul National University
- 29= Shanghai Jiao Tong University
- 31 University of Manchester
- 32= Princeton University
- 32= University of Hong Kong
- 34 Rheinisch-Westfälische Tech HS Aachen
- 35 University of New South Wales
- 36 University of Melbourne
- 37 Tokyo Institute of Technology
- 38= Politecnico di Torino
- 38= University of British Columbia
- 40 University of California, San Diego
- 41 Purdue University
- 42= CentraleSupélec
- 42= Technische Universität Berlin
- 44= Cornell University
- 44= National Taiwan University
- 46 Universiti Malaya
- 47 Zhejiang University
- 48 UCL University College London
- 49 Indian Institute of Technology Delhi (IITD)
- 50 Aalborg University

**Engineering - Mech, Aero & Mfg**


- 1 MIT Massachusetts Inst of Technology**
- 2 Stanford University**
- 3 University of Cambridge**
- 4 Harvard University**
- 5 Delft University of Technology**
- 6 University of California, Berkeley**
- 7= Imperial College London**
- 7= University of Oxford**
- 9 Politecnico di Milano**
- 10 University of Michigan**
- 11 Nanyang Technological University
- 12 ETH Zurich (Swiss Federal Inst of Tech)
- 13 Georgia Institute of Technology
- 14 Tsinghua University
- 15 National University of Singapore
- 16 Ecole Poly Fédérale de Lausanne
- 17 California Institute of Technology
- 18= Rheinisch-Westfälische Tech HS Aachen
- 18= University of Tokyo
- 20 Purdue University
- 21 Shanghai Jiao Tong University
- 22 Korea Advanced Inst of Science & Tech
- 23 Seoul National University
- 24 Peking University
- 25 Technische Universität München
- 26 University of California, Los Angeles
- 27= Hong Kong Uni of Science & Technology
- 27= University of Manchester
- 29 KTH, Royal Institute of Technology
- 30 Politecnico di Torino
- 31 Katholieke Universiteit Leuven
- 32 University of Toronto
- 33 McGill University
- 34 Ecole Polytechnique
- 35 Tokyo Institute of Technology
- 36 Cornell University
- 37 Eindhoven University of Technology
- 38= Northwestern University
- 38= University of Illinois at Urbana-Champaign
- 40= Princeton University
- 40= University of Texas at Austin
- 42 Universität Stuttgart
- 43= Cranfield University
- 43= KIT, Karlsruher Institut für Technologie
- 45 Pennsylvania State University
- 46 Xi'an Jiaotong University
- 47= Sungkyunkwan University
- 47= University of Hong Kong
- 49 Universidad Politécnica de Madrid
- 50 University of Melbourne

**Engineering - Mineral & Mining**

- 1 Colorado School of Mines**
- 2 Curtin University**
- 3 University of Western Australia**
- 4 University of New South Wales**
- 5 University of Queensland**
- 6 McGill University**
- 7 Monash University**
- 8 Queen's University**
- 9= Universidad de Chile**
- 9= University of British Columbia**
- 11 University of Alberta
- 12 University of the Witwatersrand
- 13 Pennsylvania State University
- 14 Camborne School of Mines, Uni of Exeter
- 15 Delft University of Technology
- 16= Technische Uni Bergakademie Freiberg
- 16= University of Melbourne
- 18 St Petersburg Mining University
- 19 Université PSL (Paris Sciences & Lettres)
- 20 University of Arizona
- 21 Rheinisch-Westfälische Tech HS Aachen
- 22= University of Toronto
- 22= Virginia Polytechnic Institute
- 24 University of Wollongong
- 25 King Fahd Uni of Petroleum & Minerals
- 26 Wuhan University
- 27 Universidad Nacional Autónoma de México
- 28 University of Colorado at Boulder
- 29 Nanjing University
- 30= University of Adelaide
- 30= University of Newcastle
- 32 University of Utah
- 33= China University of Mining & Technology
- 33= Universidade de São Paulo
- 35 Laval University
- 36= Kyushu University
- 36= Middle East Technical University
- 38= Politecnico di Torino
- 38= Universidad Politécnica de Madrid
- 40 University of Southampton
- 41 Indian Institute of Technology Bombay (IITB)
- 42 Universiti Teknologi Petronas
- 43 Missouri University of Science & Technology
- 44 Waseda University
- 45 Ruhr-Universität Bochum
- 46= Indian Inst of Tech Kharagpur (IITKGP)
- 46= National Uni of Science & Technology MISIS
- 48 Istanbul Technical University
- 49 Cardiff University
- 50 Western University

*Students to the world with PNU*

# PUSAN NATIONAL UNIVERSITY



Life Sciences & Medicine					
2020	2019		Institution		Score
1	1	→	Harvard University	US	98.5
2	2	→	University of Oxford	UK	95.5
3	3	→	University of Cambridge	UK	94.4
4	4	→	Stanford University	US	93.7
5	5	→	Johns Hopkins University	US	93.3
6	6	→	MIT Massachusetts Institute of Technology	US	93.1
7	7	→	University of California, San Francisco	US	90.3
8=	10	↑	UCL University College London	UK	90.2
8=	8	→	University of California, Los Angeles	US	90.2
10	9	↓	Karolinska Institute	SE	90.1
11	14=	↑	Imperial College London	UK	89.5
12	12	→	Yale University	US	89.4
13	11	↓	University of Toronto	CA	88.9
14	13	↓	University of California, San Diego	US	87.2
15=	14=	↓	University of California, Berkeley	US	87.1
15=	16	↑	University of Pennsylvania	US	87.1
17	19=	↑	University of Washington	US	86.6
18	25	↑	University of Copenhagen	DK	86.5
19	17	↓	Columbia University	US	86.2
20=	22	↑	King's College London	UK	86.1
20=	19=	↓	University of Edinburgh	UK	86.1
22=	23=	↑	Cornell University	US	85.8
22=	21	↓	University of Melbourne	AU	85.8
24	23=	↓	University of Sydney	AU	85.1
25=	26	↑	National University of Singapore	SG	84.0
25=	27	↑	University of Michigan	US	84.0
27	28	↑	McGill University	CA	83.9
28=	31	↑	University of British Columbia	CA	83.8
28=	30	↑	Washington University in St Louis	US	83.8
30=	18	↓	Duke University	US	83.2
30=	29	↓	University of Tokyo	JP	83.2
32	35=	↑	Seoul National University	KR	82.3
33=	38	↑	Ludwig-Maximilians-Universität München	DE	82.0
33=	39	↑	Ruprecht-Karls-Universität Heidelberg	DE	82.0
33=	35=	↑	University of Amsterdam	NL	82.0
33=	32	↓	University of North Carolina, Chapel Hill	US	82.0
37	33	↓	University of Queensland	AU	81.9
38	37	↓	University of Chicago	US	81.8
39	34	↓	Monash University	AU	81.6
40	40	→	New York University	US	81.4
41	42=	↑	University of Manchester	UK	81.2
42	44=	↑	Utrecht University	NL	81.1

## QS World University Rankings by Subject

Life Sciences & Medicine					
2020	2019		Institution		Score
43	42=	↓	University of Zurich	CH	81.0
44	46	↑	ETH Zurich (Swiss Federal Institute of Technology)	CH	80.7
45=	90=	↑	Sorbonne University	FR	80.6
45=	49	↑	University of California, Davis	US	80.6
47	41	↓	Boston University	US	80.5
48	48	→	University of Pittsburgh	US	80.4
49	47	↓	University of Glasgow	UK	80.3
50	44=	↓	University of Hong Kong	HK	80.2
51	54	↑	London School of Hygiene & Tropical Medicine	UK	80.1
52	50=	↓	McMaster University	CA	80.0
53	58	↑	Peking University	CN	79.9
54=	50=	↓	Erasmus University Rotterdam	NL	79.6
54=	50=	↓	Kyoto University	JP	79.6
54=	57	↑	Uppsala University	SE	79.6
57	56	↓	Katholieke Universiteit Leuven	BE	79.5
58	67	↑	Wageningen University	NL	79.4
59	61	↑	University of Bristol	UK	79.2
60=	62=	↑	Emory University	US	79.1
60=	55	↓	University of Helsinki	FI	79.1
62	73	↑	Technische Universität München	DE	78.8
63=	60	↓	Northwestern University	US	78.6
63=	62=	↓	Universitat de Barcelona	ES	78.6
65=	68=	↑	Baylor College of Medicine	US	78.3
65=	62=	↓	University of Basel	CH	78.3
67	65	↓	University of Wisconsin-Madison	US	78.1
68	68=	→	University of New South Wales	AU	78.0
69	53	↓	University of Geneva	CH	77.8
70=	66	↓	Leiden University	NL	77.7
70=		→	University of Paris	FR	77.7
72	68=	↓	University of Texas M D Anderson Cancer Center	US	77.6
73=	72	↓	Uni of Texas Southwestern Medical Center at Dallas	US	77.5
73=	68=	↓	University of Groningen	NL	77.5
75=	77=	↑	University of Nottingham	UK	77.4
75=	77=	↑	Université de Montréal	CA	77.4
77=	77=	→	Lund University	SE	77.3
77=	82	↑	Vanderbilt University	US	77.3
79	93	↑	Universidade de São Paulo	BR	77.0
80	59	↓	National Taiwan University	TW	76.9
81	75=	↓	Ohio State University	US	76.7
82	81	↓	Fudan University	CN	76.6
83=	83	→	Queen Mary University of London	UK	76.5
83=	84=	↑	Chinese University of Hong Kong	HK	76.5



Life Sciences & Medicine					
2020	2019		Institution		Score
83=	74	↓	Università degli Studi di Milano	IT	76.5
86=	75=	↓	Aarhus University	DK	76.4
86=	84=	↓	University of Birmingham	UK	76.4
88=	88	→	University of Ghent	BE	76.3
88=	77=	↓	University of Minnesota Twin Cities	US	76.3
90	97=	↑	University of Alberta	CA	75.8
91	104	↑	University of Adelaide	AU	75.7
92=	110=	↑	Newcastle University	UK	75.6
92=	84=	↓	University of Western Australia	AU	75.6
94=	101=	↑	University of Auckland	NZ	75.5
94=	96	↑	Università di Bologna	IT	75.5
94=	94=	→	University of Otago	NZ	75.5
97=	90=	↓	University of Oslo	NO	75.2
97=	100	↑	University of Southampton	UK	75.2
99	94=	↓	University of Lausanne	CH	75.1
100=	123=	↑	Sungkyunkwan University	KR	75.0
100=	105	↑	University of Bern	CH	75.0



# CMU

Where Nature Nurtures  
Beautiful Intelligence



CMU: A world-class university  
committed to social responsibility and  
development for sustainable excellence



Chiang Mai University,  
**THAILAND**  
[www.cmu.ac.th](http://www.cmu.ac.th)

**Agriculture & Forestry**

- 1 Wageningen University**
- 2 University of California, Davis**
- 3 Swedish Uni of Agricultural Sciences**
- 4 AgroParisTech**
- 5 Cornell University**
- 6 University of California, Berkeley**
- 7 ETH Zurich (Swiss Federal Inst of Tech)**
- 8 University of Wisconsin-Madison**
- 9 University of Reading**
- 10 China Agricultural University**
- 11 Michigan State University
- 12 University of Ghent
- 13 Norwegian University of Life Sciences
- 14 University of British Columbia
- 15 University of Tokyo
- 16= Iowa State University
- 16= Universität Hohenheim
- 18= University of Copenhagen
- 18= University of Guelph
- 20 Purdue University
- 21= Georg-August-Universität Göttingen
- 21= Texas A&M University
- 23 Technische Universität München
- 24 Oregon State University
- 25 University of Queensland
- 26 Nanjing Agricultural University
- 27 University of Illinois at Urbana-Champaign
- 28 Seoul National University
- 29 Massey University
- 30 South China Agricultural University
- 31 Pennsylvania State University
- 32= Australian National University
- 32= Universität für Bodenkultur Wien
- 32= University of Florida
- 35 The University of Melbourne
- 36 Montpellier SupAgro
- 37 Aarhus University
- 38 North Carolina State University
- 39 Università di Bologna
- 40= Kyoto University
- 40= Ohio State University
- 40= Warsaw University of Life Sciences
- 43 University of Minnesota, Twin Cities
- 44 University of Helsinki
- 45 University of Western Australia
- 46 Kansas State University
- 47 University College Dublin
- 48 Estonian University of Life Sciences
- 49= Colorado State University
- 49= Universidade de São Paulo
- 49= Washington State University

**Anatomy & Physiology**

- 1 University of Oxford**
- 2 University of Cambridge**
- 3 Stanford University**
- 4 Johns Hopkins University**
- 5 UCL University College London**
- 6 Washington University in St Louis**
- 7= Columbia University**
- 7= University of Pennsylvania**
- 9 Duke University**
- 10 University of Toronto**
- 11 University of Zurich
- 12 University of Tokyo
- 13 University of Melbourne
- 14 Universitat de Barcelona
- 15= University of British Columbia
- 15= University of Michigan
- 17 University of Copenhagen
- 18= McGill University
- 18= University of Edinburgh
- 20 National University of Singapore
- 21= Australian National University
- 21= King's College London
- 23= University of Western Australia
- 23= University of Washington
- 25 University of Basel
- 26 Kyoto University
- 27 Baylor College of Medicine
- 28 University of Sydney
- 29 Sorbonne University
- 30 Monash University
- 31 Peking University
- 32 Uni of Texas Southwestern Med Ctr at Dallas
- 33 McMaster University
- 34 Vanderbilt University
- 35 Pennsylvania State University
- 36 Katholieke Universiteit Leuven
- 37 University of Florida
- 38 Northwestern University
- 39 Università degli Studi di Padova
- 40 Ludwig-Maximilians-Universität München
- 41 University of New South Wales
- 42 University of Geneva
- 43 Case Western Reserve University
- 44 University of Alberta
- 45 University of Otago
- 46 Vrije Universiteit Amsterdam
- 47= Ohio State University
- 47= University of Glasgow
- 49= Leiden University
- 49= Universidade de São Paulo

## Biological Sciences

- 1 **Harvard University**
- 2 **MIT Massachusetts Inst of Technology**
- 3 **University of Cambridge**
- 4 **Stanford University**
- 5 **University of Oxford**
- 6 **University of California, Berkeley**
- 7 **ETH Zurich (Swiss Federal Inst of Tech)**
- 8 **Yale University**
- 9 **California Institute of Technology**
- 10 **University of California, Los Angeles**
- 11 University of California, San Diego
- 12= Cornell University
- 12= Imperial College London
- 12= UCL University College London
- 15 University of Toronto
- 16 University of Tokyo
- 17 National University of Singapore
- 18 University of California, San Francisco
- 19 Princeton University
- 20 Columbia University
- 21 University of Edinburgh
- 22 Kyoto University
- 23 University of Chicago
- 24 University of Copenhagen
- 25 Ludwig-Maximilians-Universität München
- 26 Ecole Polytechnique Fédérale de Lausanne
- 27= Johns Hopkins University
- 27= Tsinghua University
- 27= University of British Columbia
- 30 University of Washington
- 31= McGill University
- 31= University of Pennsylvania
- 33 Peking University
- 34 Karolinska Institute
- 35 University of Michigan-Ann Arbor
- 36 University of Melbourne
- 37 Ruprecht-Karls-Universität Heidelberg
- 38 Seoul National University
- 39 Sorbonne University
- 40 Nanyang Technological University
- 41 Uppsala University
- 42 University of California, Davis
- 43 Washington University in St Louis
- 44 University of Queensland
- 45 University of Zurich
- 46 Wageningen University
- 47 Rockefeller University
- 48= New York University
- 48= Technische Universität München
- 50= Australian National University
- 50= Duke University

## Dentistry

- 1 **King's College London**
- 2 **Academic Ctr for Dentistry Amsterdam**
- 3 **University of Michigan-Ann Arbor**
- 4 **University of Hong Kong**
- 5 **Harvard University**
- 6 **Tokyo Medical & Dental University**
- 7 **University of Gothenburg**
- 8 **Karolinska Institute**
- 9= **University of Bern**
- 9= **University of California, San Francisco**
- 11 Queen Mary University of London
- 12= University of Washington
- 12= University of Zurich
- 14 New York University
- 15 University of Birmingham
- 16 UCL University College London
- 17 Universidad Complutense de Madrid
- 18= Universidade de São Paulo
- 18= University of North Carolina, Chapel Hill
- 20 Peking University
- 21 University of Manchester
- 22 University of Pennsylvania
- 23 Malmö University
- 24 University of British Columbia
- 25 Katholieke Universiteit Leuven
- 26 University of Melbourne
- 27 University of California, Los Angeles
- 28 University of Adelaide
- 29= Seoul National University
- 29= Universidade Estadual de Campinas
- 29= University of Copenhagen
- 32 Wuhan University
- 33= Aarhus University
- 33= University of Otago
- 35 Columbia University
- 36 University of Toronto
- 37= Radboud University Nijmegen
- 37= Uni Estadual Paulista Júlio de Mesquita Filho
- 37= University of Minnesota Twin Cities
- 40 National and Kapodistrian Uni of Athens
- 41 Università di Bologna
- 42 University of Geneva
- 43 Newcastle University
- 44= Universität Freiburg
- 44= University of Helsinki
- 46 Cardiff University
- 47 University of Groningen
- 48 Ludwig-Maximilians-Universität München
- 49= University of Iowa
- 49= University of Southern California

## Medicine

- 1 **Harvard University**
- 2 **University of Oxford**
- 3 **University of Cambridge**
- 4 **Stanford University**
- 5= **Johns Hopkins University**
- 5= **Karolinska Institute**
- 7 **University of California, Los Angeles**
- 8 **UCL University College London**
- 9 **Yale University**
- 10= **Imperial College London**
- 10= **University of California, San Francisco**
- 12 MIT Massachusetts Institute of Technology
- 13= Columbia University
- 13= University of Toronto
- 15 University of Pennsylvania
- 16= Duke University
- 16= University of Melbourne
- 18 University of Sydney
- 19 University of Edinburgh
- 20 King's College London
- 21= McGill University
- 21= National University of Singapore
- 23= University of California, San Diego
- 23= University of Washington
- 25 London Sch of Hygiene & Tropical Medicine
- 26= University of Chicago
- 26= University of Michigan
- 28= University of Tokyo
- 28= University of British Columbia
- 30 University of Amsterdam
- 31= Monash University
- 31= Ruprecht-Karls-Universität Heidelberg
- 33 Seoul National University
- 34= New York University
- 34= University of Manchester
- 34= University of Hong Kong
- 37 Erasmus University Rotterdam
- 38= University of Copenhagen
- 38= Washington University in St Louis
- 40 Cornell University
- 41 Charité - Universitätsmedizin Berlin
- 42 Ludwig-Maximilians-Universität München
- 43 Chinese University of Hong Kong
- 44 Katholieke Universiteit Leuven
- 45 McMaster University
- 46 University of New South Wales
- 47 Kyoto University
- 48= University of Queensland
- 48= University of Pittsburgh
- 50 Peking University

## Nursing

- 1 **University of Pennsylvania**
- 2 **King's College London**
- 3 **Johns Hopkins University**
- 4 **University of Washington**
- 5 **University of Southampton**
- 6 **Yale University**
- 7 **University of Technology Sydney**
- 8= **University of Manchester**
- 8= **University of Toronto**
- 10 **University of North Carolina, Chapel Hill**
- 11 University of California, San Francisco
- 12 University of Michigan
- 13 University of Sydney
- 14 Monash University
- 15 Duke University
- 16= McMaster University
- 16= University of Pittsburgh
- 18= Karolinska Institute
- 18= University of Alberta
- 20 Columbia University
- 21= New York University
- 21= Chinese University of Hong Kong
- 23= University of California, Los Angeles
- 23= University of Edinburgh
- 25 Emory University
- 26 University of Melbourne
- 27 National University of Singapore
- 28 University of Nottingham
- 29 Deakin University
- 30 University of Turku
- 31 Hong Kong Polytechnic University
- 32 University of British Columbia
- 33= Griffith University
- 33= McGill University
- 35 Seoul National University
- 36= Queensland University of Technology
- 36= University of Queensland
- 38 University of Newcastle
- 39= National Taiwan University
- 39= University of Adelaide
- 39= University of Hong Kong
- 42 University of Illinois, Chicago
- 43 Pennsylvania State University
- 44 University of Auckland
- 45 University of Leeds
- 46 Western University
- 47 Lund University
- 48 Trinity College Dublin
- 49= Ohio State University
- 49= Ulster University
- 49= University of Minnesota, Twin Cities



## Pharmacy & Pharmacology

- 1 University of Oxford**
- 2 Monash University**
- 3 Harvard University**
- 4 University of Toronto**
- 5 UCL University College London**
- 6 University of Cambridge**
- 7 University of Nottingham**
- 8 University of California, San Francisco**
- 9 University of North Carolina, Chapel Hill**
- 10 University of Manchester**
- 11 National University of Singapore
- 12 University of California, San Diego
- 13= Karolinska Institute
- 13= King's College London
- 15 ETH Zurich (Swiss Federal Inst of Tech)
- 16 Leiden University
- 17 Yale University
- 18= University of Tokyo
- 18= University of British Columbia
- 20 University of Washington
- 21 Imperial College London
- 22 University of Michigan
- 23 Seoul National University
- 24= University of Sydney
- 24= University of Copenhagen
- 26 McGill University
- 27 University of Auckland
- 28 Johns Hopkins University
- 29 Peking University
- 30 University of Geneva
- 31 University of Queensland
- 32 Kyoto University
- 33 Utrecht University
- 34 Purdue University
- 35 Fudan University
- 36= Università degli Studi di Milano
- 36= Uppsala University
- 38 University of Basel
- 39 Ludwig-Maximilians-Universität München
- 40 University of Illinois, Chicago
- 41 University of Minnesota, Twin Cities
- 42 Duke University
- 43= Katholieke Universiteit Leuven
- 43= Sungkyunkwan University
- 45= Trinity College Dublin
- 45= University of Pittsburgh
- 47 Ruprecht-Karls-Universität Heidelberg
- 48 University of Bristol
- 49= University of Melbourne
- 49= Université Catholique de Louvain

## Psychology

- 1 Harvard University**
- 2 Stanford University**
- 3 University of Cambridge**
- 4 University of Oxford**
- 5 University of California, Berkeley**
- 6 University of California, Los Angeles**
- 7 UCL University College London**
- 8 Yale University**
- 9 MIT Massachusetts Inst of Technology**
- 10 University of Michigan**
- 11 New York University
- 12 Columbia University
- 13 University of British Columbia
- 14 University of Pennsylvania
- 15 University of Amsterdam
- 16 University of Chicago
- 17= Princeton University
- 17= University of Melbourne
- 19 University of Toronto
- 20 King's College London
- 21 Northwestern University
- 22 University of New South Wales
- 23 University of Queensland
- 24 University of Edinburgh
- 25 Katholieke Universiteit Leuven
- 26 National University of Singapore
- 27 University of Sydney
- 28 Duke University
- 29 LSE London Sch of Econ & Political Science
- 30 McGill University
- 31= Australian National University
- 31= University of Hong Kong
- 33 University of Texas at Austin
- 34 University of Illinois at Urbana-Champaign
- 35 Utrecht University
- 36 University of California, San Diego
- 37 Nanyang Technological University
- 38= Carnegie Mellon University
- 38= Humboldt-Universität zu Berlin
- 40 University of Auckland
- 41 Cornell University
- 42= University of Manchester
- 42= University of Wisconsin-Madison
- 44= Michigan State University
- 44= Ohio State University
- 46 Chinese University of Hong Kong
- 47= Leiden University
- 47= Peking University
- 47= University of Minnesota, Twin Cities
- 47= University of Zurich

## Veterinary Science

- 1 University of California, Davis**
- 2 Royal Veterinary College, Uni of London**
- 3 Cornell University**
- 4 Utrecht University**
- 5 University of Guelph**
- 6 University of Edinburgh**
- 7 University of Cambridge**
- 8= Michigan State University**
- 8= Vetsuisse Faculty Bern and Zurich**
- 10 University of Copenhagen**
- 11 University of Ghent
- 12 University of Sydney
- 13 Ohio State University
- 14 University of Minnesota, Twin Cities
- 15 University of Bristol
- 16 University of Melbourne
- 17 University of Glasgow
- 18 University of Liverpool
- 19 Wageningen University
- 20 University of Pennsylvania
- 21 Colorado State University
- 22 North Carolina State University
- 23 University of Wisconsin-Madison
- 24 Iowa State University
- 25 University of Veterinary Medicine Vienna
- 26 Texas A&M University
- 27 Swedish University of Agricultural Sciences
- 28= Massey University
- 28= University of Queensland
- 30 Ludwig-Maximilians-Universität München
- 31 Universitat Autònoma de Barcelona
- 32 University College Dublin
- 33 Freie Universität Berlin
- 34= Purdue University
- 34= Universidad Complutense de Madrid
- 36 University of Nottingham
- 37 University of Georgia
- 38 Washington State University
- 39 University of Florida
- 40 London Sch of Hygiene & Tropical Medicine
- 41 Seoul National University
- 42 University of Calgary
- 43= University of Tokyo
- 43= Université de Montréal
- 45= Università degli Studi di Milano
- 45= University of Helsinki
- 47 Virginia Polytechnic Institute
- 48 Universidade de São Paulo
- 49 University of Adelaide
- 50= Tufts University
- 50= University of Pretoria



**MEDICINE**



**AGRARIAN TECHNOLOGIES**



**LAW**



**SCIENCES**



**CHEMISTRY**



**HUMANITIES**



**MODERN LANGUAGES**



**ECOLOGY**



**MATHEMATICS**



**HOSPITALITY BUSINESS  
AND TOURISM**



**SPACE TECHNOLOGIES**



**PHYSICS**



## THE UNIVERSITY WAS FOUNDED IN 1960

**33,000+**  
students

from **158**  
countries

**200,000+**  
graduates

## RESEARCH

**180+**  
laboratories  
with state-of-the-art  
equipment

**40+**  
scientific and educational  
centres in interdisciplinary  
research areas

Uniting people  
of different cultures  
by knowledge  
**RUDN University**  
creates leaders  
to make the World  
better!

- Physical and chemical research of substances and materials
- Nanobiotechnologies
- Personalized medicine: optimal treatment protocol, development of drugs and implants
- Mathematical modelling in interdisciplinary research
- Gravitation, cosmology, astrophysics, space systems and technologies
- 5G technologies and the Internet of Things
- Additive Manufacturing: New ways to study DED Technology
- Sustainable development of urban environment



Natural Sciences					
2020	2019		Institution		Score
1	1	→	MIT Massachusetts Institute of Technology	US	97.2
2=	3	↑	Harvard University	US	96.2
2=	2	→	Stanford University	US	96.2
4	4	→	University of Cambridge	UK	95.8
5	5	→	University of Oxford	UK	94.9
6=	8	↑	California Institute of Technology	US	94.1
6=	6=	→	ETH Zurich (Swiss Federal Institute of Technology)	CH	94.1
6=	6=	→	University of California, Berkeley	US	94.1
9	10	↑	Imperial College London	UK	91.6
10	11	↑	Princeton University	US	91.0
11	13	↑	Ecole Polytechnique Fédérale de Lausanne	CH	89.8
12	20	↑	University of Chicago	US	89.6
13	9	↓	University of Tokyo	JP	89.5
14	12	↓	National University of Singapore	SG	88.4
15	15	→	University of California, Los Angeles	US	88.3
16	19	↑	Tsinghua University	CN	88.2
17	14	↓	Peking University	CN	87.8
18	17=	↓	University of Toronto	CA	87.3
19	17=	↓	Nanyang Technological University	SG	87.2
20	21=	↑	Yale University	US	86.3
21	21=	→	Lomonosov Moscow State University	RU	86.2
22	16	↓	Kyoto University	JP	85.9
23	23	→	Columbia University	US	85.6
24	25	↑	Cornell University	US	85.2
25	26	↑	University of British Columbia	CA	85.0
26=	37	↑	Ecole Polytechnique	FR	84.8
26=	48=	↑	Université PSL (Paris Sciences & Lettres)	FR	84.8
28	24	↓	Technische Universität München	DE	84.6
29	27	↓	Seoul National University	KR	84.4
30	40=	↑	University of Illinois at Urbana-Champaign	US	83.5
31	46=	↑	Sorbonne University	FR	83.4
32	29=	↓	Tokyo Institute of Technology	JP	83.2
33	35	↑	University of Texas at Austin	US	83.1
34	28	↓	University of California, Santa Barbara	US	82.8
35	44	↑	University of Science and Technology of China	CN	82.7
36	34	↓	Ludwig-Maximilians-Universität München	DE	82.5
37=	33	↓	Australian National University	AU	82.4
37=	50	↑	University of Edinburgh	UK	82.4
39	36	↓	Fudan University	CN	82.3
40=	42=	↑	Hong Kong University of Science & Technology	HK	82.2
40=	42=	↑	University of California, San Diego	US	82.2
42=	39	↓	Northwestern University	US	82.1

Natural Sciences					
2020	2019		Institution		Score
42=	40=	↓	University of Michigan	US	82.1
44	60=	↑	Korea Advanced Institute of Science & Technology	KR	81.8
45	45	→	University of Washington	US	81.6
46	38	↓	University of Melbourne	AU	81.4
47=	58	↑	Georgia Institute of Technology	US	81.2
47=	31=	↓	McGill University	CA	81.2
49=	60=	↑	University of Manchester	UK	81.0
49=	54	↑	University of Sydney	AU	81.0
49=	31=	↓	University of Hong Kong	HK	81.0
52=	63=	↑	UCL University College London	UK	80.9
52=	53	↑	University of Wisconsin-Madison	US	80.9
54	29=	↓	National Taiwan University	TW	80.8
55=	55	→	Ruprecht-Karls-Universität Heidelberg	DE	80.7
55=	56	↑	Shanghai Jiao Tong University	CN	80.7
57	51=	↓	Osaka University	JP	80.4
58=	48=	↓	KIT, Karlsruher Institut für Technologie	DE	80.3
58=	46=	↓	Tohoku University	JP	80.3
60=	62	↑	Nanjing University	CN	80.2
60=	72	↑	University of Bristol	UK	80.2
62	73=	↑	Delft University of Technology	NL	80.0
63	66=	↑	Zhejiang University	CN	79.6
64	68=	↑	Novosibirsk State University	RU	79.5
65=	73=	↑	Pennsylvania State University	US	79.4
65=	51=	↓	Rheinisch-Westfälische Technische HS Aachen	DE	79.4
67=	111=	↑	Moscow Institute of Physics & Tech State Uni	RU	79.3
67=	63=	↓	University of Maryland, College Park	US	79.3
69	57	↓	Sapienza - Università di Roma	IT	79.2
70=	66=	↓	University of Colorado at Boulder	US	79.1
70=	65	↓	University of Pennsylvania	US	79.1
72=	68=	↓	Humboldt-Universität zu Berlin	DE	79.0
72=	59	↓	Nagoya University	JP	79.0
74	73=	↓	Korea University	KR	78.9
75	68=	↓	University of New South Wales	AU	78.6
76=	78	↑	Universidad Autónoma de Madrid	ES	78.5
76=	71	↓	Universidade de São Paulo	BR	78.5
78	91=	↑	University of Warwick	UK	78.4
79	100=	↑	Sungkyunkwan University	KR	78.3
80=	73=	↓	Carnegie Mellon University	US	78.2
80=	79=	↓	Universitat de Barcelona	ES	78.2
80=	79=	↓	University of Copenhagen	DK	78.2
83	88=	↑	Johns Hopkins University	US	78.0
84=	82=	↓	Durham University	UK	77.9

Natural Sciences					
2020	2019		Institution		Score
84=	90	↑	KTH, Royal Institute of Technology	SE	77.9
86=	82=	↓	Purdue University	US	77.7
86=	84=	↓	University of Waterloo	CA	77.7
88	102=	↑	Universidad Nacional Autónoma de México	MX	77.6
89	86=	↓	Monash University	AU	77.4
90	97=	↑	Université Paris-Sud 11	FR	77.3
91	77	↓	University of Queensland	AU	77.2
92	94	↑	University of California, Davis	US	77.0
93	88=	↓	Duke University	US	76.9
94=	126	↑	Pohang University of Science & Technology	KR	76.8
94=	79=	↓	Technische Universität Berlin	DE	76.8
96=	105=	↑	Lund University	SE	76.7
96=	115=	↑	University of Adelaide	AU	76.7
96=	109=	↑	University of Amsterdam	NL	76.7
99=	91=	↓	Texas A&M University	US	76.6
99=	105=	↑	Utrecht University	NL	76.6

## Chemistry

- 1 MIT Massachusetts Inst of Technology
- 2 Harvard University
- 3 University of Cambridge
- 4 Stanford University
- 5 University of California, Berkeley
- 6 University of Oxford
- 7 ETH Zurich (Swiss Federal Inst of Tech)
- 8 California Institute of Technology
- 9= Ecole Poly Fédérale de Lausanne
- 9= Nanyang Technological University
- 9= National University of Singapore
- 12 University of Tokyo
- 13 University of California, Los Angeles
- 14 Imperial College London
- 15 Peking University
- 16 Kyoto University
- 17 Northwestern University
- 18 University of Toronto
- 19 Tsinghua University
- 20 Yale University
- 21 Tokyo Institute of Technology
- 22 Seoul National University
- 23= Technische Universität München
- 23= University of Manchester
- 25 Fudan University
- 26= Korea Advanced Inst of Science & Tech
- 26= Princeton University
- 28 University of Texas at Austin
- 29 Hong Kong Uni of Science & Technology
- 30 Georgia Institute of Technology
- 31= Osaka University
- 31= UCL University College London
- 33= University of British Columbia
- 33= University of Chicago
- 35 University of Illinois at Urbana-Champaign
- 36= University of Science & Technology of China
- 36= Zhejiang University
- 38 University of Michigan
- 39 Ludwig-Maximilians-Universität München
- 40= Cornell University
- 40= Monash University
- 42= Delft University of Technology
- 42= University of Hong Kong
- 44 University of California, San Diego
- 45 University of Wisconsin-Madison
- 46= University of Melbourne
- 46= University of Pennsylvania
- 48 Shanghai Jiao Tong University
- 49 Université de Strasbourg
- 50 Nagoya University

## Environmental Sciences

- 1 Stanford University
- 2= Harvard University
- 2= MIT Massachusetts Inst of Technology
- 4 University of Oxford
- 5 ETH Zurich (Swiss Federal Inst of Tech)
- 6 University of Cambridge
- 7 University of California, Berkeley
- 8 Wageningen University
- 9= Imperial College London
- 9= Tsinghua University
- 11 University of British Columbia
- 12 Nanyang Technological University
- 13 Delft University of Technology
- 14 University of Queensland
- 15 National University of Singapore
- 16 University of California, Davis
- 17 Peking University
- 18 Yale University
- 19 California Institute of Technology
- 20 University of California, Los Angeles
- 21 Australian National University
- 22 University of Melbourne
- 23 University of New South Wales
- 24 Princeton University
- 25 Ecole Polytechnique Fédérale de Lausanne
- 26= University of Tokyo
- 26= University of Edinburgh
- 28 University of Toronto
- 29= McGill University
- 29= University of Michigan
- 31 Stockholm University
- 32 Cornell University
- 33 Columbia University
- 34= University of Leeds
- 34= University of Washington
- 36 Duke University
- 37 Utrecht University
- 38 University of Exeter
- 39 Lund University
- 40 UCL University College London
- 41 Uppsala University
- 42 University of Copenhagen
- 43= University of Wisconsin-Madison
- 43= Zhejiang University
- 45 Technical University of Denmark
- 46= Georgia Institute of Technology
- 46= University of Texas at Austin
- 48= Seoul National University
- 48= University of East Anglia
- 50 Hong Kong Uni of Science & Technology

## Geography

- 1 **University of Oxford**
- 2 **LSE London Sch of Econ & Political Sc**
- 3 **University of Cambridge**
- 4 **University of California, Berkeley**
- 5 **University of California, Los Angeles**
- 6 **Australian National University**
- 7 **University of British Columbia**
- 8 **UCL University College London**
- 9 **National University of Singapore**
- 10 **Durham University**
- 11 University of Toronto
- 12 University of Hong Kong
- 13 The University of Tokyo
- 14 Peking University
- 15 University of Sydney
- 16 University of Melbourne
- 17 Humboldt-Universität zu Berlin
- 18 University of Amsterdam
- 19= University of Edinburgh
- 19= University of Wisconsin-Madison
- 21 University of Exeter
- 22 Chinese University of Hong Kong
- 23 University of Manchester
- 24 Lund University
- 25 Utrecht University
- 26 University of Washington
- 27 Ohio State University
- 28= Katholieke Universiteit Leuven
- 28= McGill University
- 30 University of Auckland
- 31 King's College London
- 32 University of Chicago
- 33 Université Paris 1 Panthéon-Sorbonne
- 34 Seoul National University
- 35= University of Bristol
- 35= University of Leeds
- 37 Tsinghua University
- 38 Kyoto University
- 39 SOAS Sch of Oriental & African Stud Uni Lon
- 40 University of Minnesota, Twin Cities
- 41 Freie Universität Berlin
- 42 Universidad Nacional Autónoma de México
- 43 University of Queensland
- 44= Monash University
- 44= University of Glasgow
- 46 University of Sheffield
- 47 Universidade de São Paulo
- 48 Stockholm University
- 49 Pennsylvania State University
- 50 Ruprecht-Karls-Universität Heidelberg

## Mathematics

- 1 **MIT Massachusetts Inst of Technology**
- 2 **Harvard University**
- 3 **Stanford University**
- 4 **University of Cambridge**
- 5 **University of Oxford**
- 6 **University of California, Berkeley**
- 7 **Princeton University**
- 8 **ETH Zurich (Swiss Federal Inst of Tech)**
- 9 **University of California, Los Angeles**
- 10 **New York University**
- 11 Imperial College London
- 12 Columbia University
- 13 National University of Singapore
- 14 Université PSL (Paris Sciences & Lettres)
- 15 University of Toronto
- 16 University of Chicago
- 17 California Institute of Technology
- 18 University of Michigan
- 19 University of Warwick
- 20 Tsinghua University
- 21 Yale University
- 22 Peking University
- 23 University of British Columbia
- 24= Ecole Polytechnique Fédérale de Lausanne
- 24= University of Tokyo
- 26 University of Texas at Austin
- 27= Carnegie Mellon University
- 27= Ecole Polytechnique
- 27= Sorbonne University
- 30 Georgia Institute of Technology
- 31 Chinese University of Hong Kong
- 32 University of Melbourne
- 33 Cornell University
- 34= Hong Kong Uni of Science & Technology
- 34= University of Pennsylvania
- 36= University of New South Wales
- 36= University of Edinburgh
- 38 KTH, Royal Institute of Technology
- 39= Australian National University
- 39= Shanghai Jiao Tong University
- 41 University of Waterloo
- 42 Brown University
- 43= Lomonosov Moscow State University
- 43= University of Hong Kong
- 45= University of Sydney
- 45= University of Wisconsin-Madison
- 47= Seoul National University
- 47= University of California, San Diego
- 49= Fudan University
- 49= Kyoto University
- 49= Nanyang Technological University
- 49= UCL University College London

## Materials Science

- 1 MIT Massachusetts Inst of Technology
- 2 Stanford University
- 3 Nanyang Technological University
- 4 University of Cambridge
- 5 University of Oxford
- 6 University of California, Berkeley
- 7= Ecole Poly Fédérale de Lausanne
- 7= Harvard University
- 9 Tsinghua University
- 10 Georgia Institute of Technology
- 11 Imperial College London
- 12 Northwestern University
- 13 National University of Singapore
- 14 ETH Zurich (Swiss Federal Inst of Tech)
- 15 University of Illinois at Urbana-Champaign
- 16 Peking University
- 17= California Institute of Technology
- 17= Delft University of Technology
- 19= Korea Advanced Inst of Science & Tech
- 19= University of Tokyo
- 21 Seoul National University
- 22 Shanghai Jiao Tong University
- 23 Hong Kong Uni of Science & Technology
- 24 Rheinisch-Westfälische Tech HS Aachen
- 25 University of California, Los Angeles
- 26 Sungkyunkwan University
- 27 KTH, Royal Institute of Technology
- 28 University of Manchester
- 29 Pennsylvania State University
- 30 Fudan University
- 31= Carnegie Mellon University
- 31= Technische Universität München
- 33 Tokyo Institute of Technology
- 34 Kyoto University
- 35 Zhejiang University
- 36 University of Michigan
- 37 University of Pennsylvania
- 38 Cornell University
- 39 University of Texas at Austin
- 40= University of California, Santa Barbara
- 40= University of Science & Technology of China
- 42 University of New South Wales
- 43= KIT, Karlsruher Institut für Technologie
- 43= Pohang University of Science & Technology
- 45 Katholieke Universiteit Leuven
- 46= Monash University
- 46= Tohoku University
- 48 University of Toronto
- 49 McGill University
- 50 Purdue University

## Earth & Marine Sciences

- 1 ETH Zurich (Swiss Federal Inst of Tech)
- 2 MIT Massachusetts Inst of Technology
- 3= Harvard University
- 3= University of Cambridge
- 3= University of Oxford
- 6 University of California, Berkeley
- 7 Stanford University
- 8 California Institute of Technology
- 9 Australian National University
- 10 Princeton University
- 11 University of Washington
- 12 Columbia University
- 13 Yale University
- 14 University of Leeds
- 15= University of Tokyo
- 15= University of Bristol
- 17 University of British Columbia
- 18 Imperial College London
- 19= University of California, Los Angeles
- 19= University of Edinburgh
- 21 University of Toronto
- 22 Utrecht University
- 23 University of California, San Diego
- 24 University of Texas at Austin
- 25 University of Colorado at Boulder
- 26 Pennsylvania State University
- 27 McGill University
- 28 Sorbonne University
- 29 The University of Western Australia
- 30 Peking University
- 31 University of New South Wales
- 32 University of Melbourne
- 33 UCL University College London
- 34 University of Arizona
- 35 University of Oslo
- 36 Colorado School of Mines
- 37= Oregon State University
- 37= University of Michigan
- 39 Durham University
- 40 Curtin University
- 41= University of Alberta
- 41= University of Bergen
- 41= University of California, Davis
- 44= University of Queensland
- 44= University of Hawaii at Mānoa
- 46= Colorado State University
- 46= Universität Bremen
- 46= University of Bern
- 46= University of Chicago
- 50 University of Hong Kong

## Physics & Astronomy

<b>1 MIT Massachusetts Inst of Technology</b>	28= Ruprecht-Karls-Universität Heidelberg
<b>2 Stanford University</b>	28= UCL University College London
<b>3 Harvard University</b>	30 University of Maryland, College Park
<b>4 University of Cambridge</b>	31= Nanyang Technological University
<b>5 University of Oxford</b>	31= University of Texas at Austin
<b>6 University of California, Berkeley</b>	33 Lomonosov Moscow State University
<b>7 California Institute of Technology</b>	34 Tokyo Institute of Technology
<b>8 Princeton University</b>	35 Sapienza - Università di Roma
<b>9 ETH Zurich (Swiss Federal Inst of Tech)</b>	36 Seoul National University
<b>10 University of Tokyo</b>	37= Ecole Polytechnique
11 Imperial College London	37= University of Manchester
12 University of Chicago	37= Université PSL (Paris Sciences & Lettres)
13 Yale University	40 University of Edinburgh
14 Columbia University	41 University of British Columbia
15= Ecole Polytechnique Fédérale de Lausanne	42= Delft University of Technology
15= Tsinghua University	42= KIT, Karlsruher Institut für Technologie
17 Technische Universität München	42= Sorbonne University
18 Peking University	45 Australian National University
19= University of California, Los Angeles	46 Tohoku University
19= University of Illinois at Urbana-Champaign	47 Hong Kong Uni of Science & Technology
21 University of Toronto	48= McGill University
22= Cornell University	48= Shanghai Jiao Tong University
22= Ludwig-Maximilians-Universität München	50= Carnegie Mellon University
24 National University of Singapore	50= Osaka University
25= Kyoto University	50= Rheinisch-Westfälische Tech HS Aachen
25= University of California, Santa Barbara	50= University of Amsterdam
27 University of Michigan	50= University of Pennsylvania

# Come to HUFs Meet the World

Hankuk University of Foreign Studies (HUFs)

## Hankuk University of Foreign Studies, Leading a Globalized Korea

Hankuk University of Foreign Studies (HUFs), since its foundation in 1954, has been at the forefront of Korea's development, often dubbed the Korean miracle, serving as a pioneer and driving the economic growth and globalization of Korea. HUFs, a truly global university that fosters innovative leaders of the future.

### Designated as a Specialized Educational Institution for Critical Foreign Languages

The enactment of the Critical Foreign Languages Education Act has expanded the platform for HUFs students majoring in critical foreign languages such as Vietnamese, Arabic, and Portuguese to grow into area specialists by gaining knowledge and experience transnationally. HUFs's prestige as the leading global university in Korea has been enhanced through university-wide academic programs such as HIMUN (HUFs International Model United Nations), which marks its 43rd anniversary this year, and a wide range of globalization programs which include the '7+1 Student Dispatch Program' where students study at overseas universities for one term, 'Honors Program for Area Specialists' to train and nurture area specialists with knowledge and practical experience, and a global internship program under which over 300 students gain on-the-ground overseas work experience annually.

- **Global Education Infrastructure**  
HUFs teaches 45 languages in 52 language majors
- **Academic Exchange Agreements**  
Signed with 832 universities and institutions in 98 countries
- **International Exchange Programs**  
Number of HUFs students dispatched overseas : 1,843  
Number of international students placed at HUFs : 636

### Departments that Foster Global Leaders Prepared for the Ubiquitous High-Tech Era with a Convergence Mindset

- **EICC (English for International Conferences and Communication) Department**  
The best Interpretation and Translation Curriculum in Korea
- **ELLT (English Linguistics & Language Technology) Department**  
The first-ever department that combines language and technology in Korea
- **LD (Language & Diplomacy) Division**  
An 'Elite Diplomat Academy' that nurtures future diplomats with the full range of competencies exemplified by HUFs
- **LT (Language & Technology) Division**  
An 'Elite Trade Academy' that leads global industries and international trade
- **GBT (Global Business & Technology) Division**  
Equips students with English language skills, IT capabilities, and a business mindset to become business leaders in the 21st century
- **BME (BioMedical Engineering) Division**  
Fosters education that integrates the biomedical and engineering fields by fully utilizing IT

### HUFs, A Global Hub at One with the World, has been visited by prominent political leaders

Starting with former President Washington Beltran of Uruguay in 1975, HUFs has had the honor of hosting heads of state from around the world such as Hungary, Poland, Mongolia, Portugal, and Indonesia, and most recently former President Barack Obama of the United States in 2012, not to mention Ministers and Vice Ministers of Foreign Affairs, Prime Ministers, Speakers of Upper Houses, and Speakers of Parliaments from many nations.

#### — Heads of state who visited HUFs (44 visits in total paid by heads of state, including 22 former and incumbent Presidents)

- Barack Obama, former President of the United States (2012)
- Mikhail Gorbachev, former President of the Soviet Union (2001)
- Jaka Wladza, President of Indonesia (2018)
- Anibal Antonio Cavaco Silva, former President of Portugal (2017)
- Tsakhagiin Elbegdorj, former President of Mongolia (2016)
- Bronislaw Komorowski, former President of the Republic of Poland (2013)
- Laura Chinchillo Miranda, former President of Costa Rica (2012)
- Pal Schmitt, former President of Hungary (2012)
- Abdullah Gul, former President of Turkey (2010)
- Georgi Sedelchov Parvanov, former President of Bulgaria (2009)
- Lech Kaczynski, former President of the Republic of Poland (2008)
- Traian Basescu, former President of Romania (2008)
- Elias Antonio Saca, former President of El Salvador (2006)
- Leonel Fernandez, former President of the Dominican Republic (2006)
- Traian Basescu, former President of Romania (2005)
- Joseph Kabila Kabange, former President of the Democratic Republic of the Congo (2005)
- Stanislav S. Shushkevich, former President of Belarus (2004)
- Ernesto Samper Pizano, former President of the Republic of Colombia (1996)
- Zhelyu Zhelev Zhelev, former President of Bulgaria (1995)
- Alberto Kenya Fujimori, former President of the Republic of Peru (1993)
- Fidel Sanches Hernandez, former President of El Salvador (1982)
- Washington Beltran, former President of Uruguay (1975)



HANKUK UNIVERSITY  
OF FOREIGN STUDIES



Social Sciences & Management					
2020	2019		Institution		Score
1	1	→	Harvard University	US	98.5
2	2	→	LSE London Sch of Economics & Political Science	UK	94.7
3	3	→	Stanford University	US	94.6
4	4	→	University of Oxford	UK	94.5
5	6	↑	University of Cambridge	UK	93.8
6	5	↓	MIT Massachusetts Institute of Technology	US	93.7
7	7	→	University of California, Berkeley	US	91.2
8	8	→	Yale University	US	90.1
9	10=	↑	University of California, Los Angeles	US	88.6
10	12	↑	Columbia University	US	88.3
11	10=	↓	University of Pennsylvania	US	88.0
12	9	↓	National University of Singapore	SG	87.7
13	17	↑	New York University	US	87.5
14	14	→	Princeton University	US	87.4
15	13	↓	University of Chicago	US	87.2
16	16	→	Università Commerciale Luigi Bocconi	IT	86.0
17	20	↑	University of Melbourne	AU	85.4
18=	22	↑	Northwestern University	US	84.4
18=	21	↑	University of Toronto	CA	84.4
20	24	↑	Peking University	CN	84.3
21=	29	↑	University of British Columbia	CA	83.8
21=	18	↓	University of Hong Kong	HK	83.8
23=	19	↓	Nanyang Technological University	SG	83.6
23=	15	↓	University of Tokyo	JP	83.6
25=	27	↑	University of Sydney	AU	83.3
25=	34	↑	UCL University College London	UK	83.3
27	25	↓	University of Michigan	US	83.2
28	28	→	London Business School	UK	83.1
29=	23	↓	Australian National University	AU	82.6
29=	36	↑	Seoul National University	KR	82.6
31	32=	↑	INSEAD	FR	82.3
32	35	↑	Tsinghua University	CN	81.9
33	26	↓	Hong Kong University of Science & Technology	HK	81.8
34	30=	↓	University of New South Wales	AU	81.7
35	41	↑	University of Amsterdam	NL	81.3
36	39=	↑	University of Warwick	UK	81.2
37=	38	↑	Cornell University	US	80.8
37=	46=	↑	Pontificia Universidad Católica de Chile	CL	80.6
37=	46=	↑	University of Manchester	UK	80.6
39=	42=	↑	Duke University	US	80.5
39=	32=	↓	Monash University	AU	80.5
41	30=	↓	Chinese University of Hong Kong	HK	80.2

Social Sciences & Management					
2020	2019		Institution		Score
42	53=	↑	Universidad Nacional Autónoma de México	MX	80.0
43=	55=	↑	HEC Paris	FR	79.9
43=	51=	↑	Korea University	KR	79.9
43=	37	↓	McGill University	CA	79.9
46	44	↓	Erasmus University Rotterdam	NL	79.8
47=	51=	↑	Fudan University	CN	79.0
47=	48=	↑	University of Texas at Austin	US	79.0
49	64	↑	King's College London	UK	78.8
50	48=	↓	University of Queensland	AU	78.7
51=	50	↓	Imperial College London	UK	78.5
51=	61=	↑	University of Edinburgh	UK	78.5
53	42=	↓	Kyoto University	JP	78.3
54=	45	↓	ETH Zurich (Swiss Federal Institute of Technology)	CH	78.1
54=	68	↑	Lomonosov Moscow State University	RU	78.1
54=	39=	↓	National Taiwan University	TW	78.1
54=	61=	↑	Université Paris 1 Panthéon-Sorbonne	FR	78.1
58	66=	↑	Shanghai Jiao Tong University	CN	78.0
59=	65	↑	Humboldt-Universität zu Berlin	DE	77.8
59=	75=	↑	Nat Research Uni Higher Sch of Economics (HSE)	RU	77.8
59=	69=	↑	Sciences Po Paris	FR	77.8
59=	75=	↑	Yonsei University	KR	77.8
63=	53=	↓	University of Auckland	NZ	77.7
63=	69=	↑	Universidade de São Paulo	BR	77.7
65	60	↓	Katholieke Universiteit Leuven	BE	77.5
66	55=	↓	University of Zurich	CH	77.2
67	72	↑	University of Wisconsin-Madison	US	76.9
68		new	Université PSL (Paris Sciences & Lettres)	FR	76.8
69 =	63	↓	Copenhagen Business School	DK	76.7
69=	59	↓	City University of Hong Kong	HK	76.8
70	87=	↑	Universidad de Chile	CL	76.4
71	80=	↑	Pennsylvania State University	US	76.3
72	69=	↓	Hong Kong Polytechnic University	HK	76.2
73	55=	↓	Universität Mannheim	DE	75.8
74=	83	↑	Boston University	US	75.7
74=	73	↓	Università di Bologna	IT	75.7
74=	55=	↓	Universiti Malaya	MY	75.7
77	66=	↓	Waseda University	JP	75.6
78=	99=	↑	Sungkyunkwan University	KR	75.5
78=	87=	↑	University of Southern California	US	75.5
80	101=	↑	Universidad de Buenos Aires	AR	75.4
81	77	↓	University of St Gallen	CH	75.2
82	113=	↑	Universidad de Los Andes Colombia	CO	75.1

Social Sciences & Management					
2020	2019		Institution		Score
83=	80=	↓	Ludwig-Maximilians-Universität München	DE	75.0
83=	101=	↑	Universidad de Navarra	ES	75.0
83=	97=	↑	Universitat Pompeu Fabra	ES	75.0
86=	99=	↑	Carnegie Mellon University	US	74.8
86=	107=	↑	Durham University	UK	74.8
86=	112	↑	Tecnológico de Monterrey	MX	74.8
89=	103=	↑	Korea Advanced Institute of Science & Technology	KR	74.7
89=	84=	↓	Renmin University of China	CN	74.7
89=	103=	↑	Zhejiang University	CN	74.7
92=	115=	↑	Tilburg University	NL	74.5
92=	115=	↑	Universidad Carlos III de Madrid	ES	74.5
94=	94=	→	Georgetown University	US	74.4
94=	79	↓	Singapore Management University	SG	74.4
96=	78	↓	Freie Universität Berlin	DE	74.3
96=	74	↓	Hitotsubashi University	JP	74.3
98=	93	↓	Stockholm School of Economics	SE	74.2
98=	103=	↑	University of Illinois at Urbana-Champaign	US	74.2
98=	89=	↓	University of North Carolina, Chapel Hill	US	74.2

## Accounting & Finance

- 1 **Harvard University**
- 2 **MIT Massachusetts Inst of Technology**
- 3 **Stanford University**
- 4 **LSE London Sch of Econ & Political Sc**
- 5 **University of Oxford**
- 6 **University of Cambridge**
- 7 **University of Pennsylvania**
- 8 **University of California, Berkeley**
- 9 **University of Chicago**
- 10 **New York University**
- 11 London Business School
- 12 Columbia University
- 13 National University of Singapore
- 14 Yale University
- 15 University of New South Wales
- 16 University of Melbourne
- 17 Università Commerciale Luigi Bocconi
- 18 University of California, Los Angeles
- 19 HEC Paris
- 20 Hong Kong Uni of Science & Technology
- 21 University of Manchester
- 22 University of Sydney
- 23 Peking University
- 24 University of Toronto
- 25 Tsinghua University
- 26 University of Michigan
- 27 University of Hong Kong
- 28 Princeton University
- 29 Imperial College London
- 30 INSEAD
- 31 Northwestern University
- 32 Chinese University of Hong Kong
- 33 University of British Columbia
- 34= Cornell University
- 34= Nanyang Technological University
- 36 Monash University
- 37= Duke University
- 37= University of Texas at Austin
- 39 Shanghai Jiao Tong University
- 40 Australian National University
- 41 University of Queensland
- 42 University of Tokyo
- 43 Erasmus University Rotterdam
- 44 University of Edinburgh
- 45 Seoul National University
- 46 ETH Zurich (Swiss Federal Inst of Tech)
- 47 University of Warwick
- 48 Tilburg University
- 49= Fudan University
- 49= Université PSL (Paris Sciences & Lettres)

## Anthropology

- 1 **University of Oxford**
- 2 **University of Cambridge**
- 3 **Harvard University**
- 4= **Australian National University**
- 4= **UCL University College London**
- 4= **University of California, Berkeley**
- 7 **University of Chicago**
- 8 **LSE London Sch of Econ & Political Sc**
- 9 **University of California, Los Angeles**
- 10 **University of Michigan**
- 11 University of Toronto
- 12 Columbia University
- 13= SOAS Sch of Oriental & African Stud Uni Lon
- 13= Stanford University
- 15 University of Manchester
- 16 Yale University
- 17 University of Melbourne
- 18 National University of Singapore
- 19= New York University
- 19= University of Amsterdam
- 21 University of Edinburgh
- 22 University of Copenhagen
- 23 University of Sydney
- 24 Princeton University
- 25 Durham University
- 26= University of Tokyo
- 26= University of British Columbia
- 28 Freie Universität Berlin
- 29 University of Oslo
- 30 Leiden University
- 31 Duke University
- 32 McGill University
- 33 Kyoto University
- 34 Aarhus University
- 35 University of Texas at Austin
- 36= University of Arizona
- 36= University of Pennsylvania
- 38 Eberhard Karls Universität Tübingen
- 39 Humboldt-Universität zu Berlin
- 40 Universidad Nacional Autónoma de México
- 41 Cornell University
- 42 University of North Carolina, Chapel Hill
- 43 University of Queensland
- 44 Arizona State University
- 45 University of Auckland
- 46 University of Wisconsin-Madison
- 47 Universidad de Buenos Aires
- 48 Universität Wien
- 49= Goldsmiths, University of London
- 49= University of Washington

**Business & Management Studies**

- 1 **Harvard University**
- 2 **INSEAD**
- 3 **London Business School**
- 4 **MIT Massachusetts Inst of Technology**
- 5 **Stanford University**
- 6 **University of Pennsylvania**
- 7 **Università Commerciale Luigi Bocconi**
- 8 **University of Cambridge**
- 9 **HEC Paris**
- 10 **LSE London Sch of Econ & Political Sc**
- 11 University of Oxford
- 12 University of California, Berkeley
- 13 National University of Singapore
- 14 Northwestern University
- 15 Copenhagen Business School
- 16 Hong Kong Uni of Science & Technology
- 17 Erasmus University Rotterdam
- 18 Columbia University
- 19 Yale University
- 20 New York University
- 21 Esade Ramon Llull University
- 22 University of Chicago
- 23 University of Warwick
- 24= Imperial College London
- 24= Nanyang Technological University
- 26 University of Melbourne
- 27 University of Michigan
- 28 University of California, Los Angeles
- 29 IESE Business School, University of Navarra
- 30 University of Manchester
- 31= ESSEC Business School, Paris
- 31= IE University
- 31= University of St Gallen
- 34= University of New South Wales
- 34= Tsinghua University
- 36 Peking University
- 37 WU Vienna Uni of Economics & Business
- 38 Seoul National University
- 39 Singapore Management University
- 40 University of British Columbia
- 41= University of Sydney
- 41= University of Hong Kong
- 43 University of Toronto
- 44= Monash University
- 44= Shanghai Jiao Tong University
- 46 Duke University
- 47 Tecnológico de Monterrey
- 48 City University of Hong Kong
- 49 Korea University
- 50 Fudan University

**Communication & Media Studies**

- 1 **University of Amsterdam**
- 2 **University of Southern California**
- 3 **LSE London Sch of Econ & Political Sc**
- 4 **Stanford University**
- 5 **University of Texas at Austin**
- 6 **University of Pennsylvania**
- 7= **Goldsmiths, University of London**
- 7= **Nanyang Technological University**
- 9 **University of California, Berkeley**
- 10 **New York University**
- 11 University of Wisconsin-Madison
- 12 National University of Singapore
- 13 University of California, Los Angeles
- 14 Columbia University
- 15 Chinese University of Hong Kong
- 16 Michigan State University
- 17 Queensland University of Technology
- 18 University of Zurich
- 19= Northwestern University
- 19= University of Michigan
- 21 University of Sydney
- 22 University of California, Santa Barbara
- 23 Cardiff University
- 24 MIT Massachusetts Institute of Technology
- 25= King's College London
- 25= Ludwig-Maximilians-Universität München
- 25= University of Hong Kong
- 28 University of Leeds
- 29 Ohio State University
- 30 Universität Wien
- 31 University of Westminster
- 32 Yale University
- 33 University of Illinois at Urbana-Champaign
- 34 Cornell University
- 35 Pennsylvania State University
- 36 Aarhus University
- 37 University of Melbourne
- 38 City University of Hong Kong
- 39 University of North Carolina, Chapel Hill
- 40= University of Copenhagen
- 40= University of Leicester
- 42 McGill University
- 43 Seoul National University
- 44 RMIT University
- 45 University of Missouri, Columbia
- 46 Freie Universität Berlin
- 47 University of New South Wales
- 48 University of Washington
- 49 University of Oslo
- 50 University of Helsinki

## Development Studies

- 1 **University of Sussex**
- 2 **University of Oxford**
- 3 **Harvard University**
- 4 **LSE London Sch of Econ & Political Sc**
- 5 **University of Cambridge**
- 6= **Sch of Oriental & African Stud Uni Lon**
- 6= **University of California, Berkeley**
- 8 **Stanford University**
- 9 **University of Manchester**
- 10 **University of Cape Town**
- 11 University of Copenhagen
- 12 University of California, Los Angeles
- 13 Australian National University
- 14 Wageningen University
- 15 Princeton University
- 16 University of Melbourne
- 17 University of Amsterdam
- 18 University of Tokyo
- 19 University of the Witwatersrand
- 20 University of Hong Kong
- 21 University of Edinburgh
- 22 University of Chicago
- 23 University of Toronto
- 24 Lund University
- 25 University of East Anglia
- 26 University of Sydney
- 27 University of California, Davis
- 28 Université Paris 1 Panthéon-Sorbonne
- 29 Uppsala University
- 30= Duke University
- 30= King's College London
- 32 Erasmus University Rotterdam
- 33= Leiden University
- 33= Purdue University
- 35 University of Birmingham
- 36 Universidad de los Andes Colombia
- 37= University of Sheffield
- 37= Universidad Nacional Autónoma de México
- 37= University of Leeds
- 40 Sciences Po Paris
- 41= Kyung Hee University
- 41= Stellenbosch University
- 41= University of Delhi
- 44 Brown University
- 45 McGill University
- 46 University of Oslo
- 47 National Taiwan University
- 48 University of Warwick
- 49 Universiti Malaya
- 50 University of Glasgow

## Economics & Econometrics

- 1 **Harvard University**
- 2 **MIT Massachusetts Instof Technology**
- 3 **Stanford University**
- 4 **University of California, Berkeley**
- 5= **LSE London School of Econ & Political Sc**
- 5= **Princeton University**
- 7 **University of Chicago**
- 8 **Yale University**
- 9 **University of Oxford**
- 10 **University of Cambridge**
- 11 Columbia University
- 12 New York University
- 13 Northwestern University
- 14 University of Pennsylvania
- 15 University of California, Los Angeles
- 16 Università Commerciale Luigi Bocconi
- 17 UCL University College London
- 18 National University of Singapore
- 19 University of Michigan
- 20= Duke University
- 20= University of California, San Diego
- 22 University of British Columbia
- 23 University of Melbourne
- 24 University of Toronto
- 25= Peking University
- 25= University of Tokyo
- 25= University of Warwick
- 28 Tsinghua University
- 29 Hong Kong Uni of Science & Technology
- 30= Australian National University
- 30= London Business School
- 32 University of Zurich
- 33 ETH Zurich (Swiss Federal Inst of Tech)
- 34 University of New South Wales
- 35 Cornell University
- 36= University of Sydney
- 36= Tilburg University
- 38 Paris School of Economics
- 39 Monash University
- 40 University of Hong Kong
- 41= Brown University
- 41= California Institute of Technology
- 41= Stockholm School of Economics
- 44 Boston University
- 45= Universidad Carlos III de Madrid
- 45= Universität Mannheim
- 47 Chinese University of Hong Kong
- 48 Seoul National University
- 49= University of Minnesota, Twin Cities
- 49= University of Wisconsin-Madison

**Education**

- 1 UCL Inst of Education, Uni College Lon**
- 2= Harvard University**
- 2= Stanford University**
- 4 University of Oxford**
- 5 University of Toronto**
- 6 University of Cambridge**
- 7 University of Hong Kong**
- 8 University of California, Berkeley**
- 9 University of British Columbia**
- 10 Columbia University**
- 11 University of California, Los Angeles
- 12= Monash University
- 12= University of Melbourne
- 14 University of Wisconsin-Madison
- 15 University of Michigan
- 16= Nanyang Technological University
- 16= Education University of Hong Kong
- 18 Michigan State University
- 19 Johns Hopkins University
- 20 University of Sydney
- 21 University of Edinburgh
- 22 Vanderbilt University
- 23= University of Queensland
- 23= University of Helsinki
- 25 Beijing Normal University
- 26 McGill University
- 27 University of Auckland
- 28 King's College London
- 29 Pennsylvania State University
- 30 Utrecht University
- 31 National Taiwan Normal University
- 32 Deakin University
- 33 University of Pennsylvania
- 34 University of Manchester
- 35 University of Illinois at Urbana-Champaign
- 36 University of Bristol
- 37= Pontificia Universidad Católica de Chile
- 37= University of Washington
- 39 University of Texas at Austin
- 40 Katholieke Universiteit Leuven
- 41 University of Glasgow
- 42 University of Chicago
- 43 Chinese University of Hong Kong
- 44= University of Alberta
- 44= University of Birmingham
- 46 University of Oslo
- 47 New York University
- 48= Seoul National University
- 48= University of Leeds
- 50= Universidad Nacional Autónoma de México
- 50= University of Illinois, Chicago

**Hospitality & Leisure Management**

- 1 EHL Ecole hôtelière de Lausanne**
- 2 University of Nevada, Las Vegas**
- 3= Glion Institute of Higher Education**
- 3= Les Roches**
- 5 SHMS Swiss Hotel Management School**
- 6 Hotelschool The Hague**
- 7 Hong Kong Polytechnic University**
- 8 University of Surrey**
- 9 Oxford Brookes University**
- 10 Bournemouth University**
- 11 IMI International Mgmt Inst Switzerland
- 12 School of Hotel Administration, Cornell Uni
- 13 Cesar Ritz Colleges
- 14 Institute for Tourism Studies
- 15 Griffith University
- 16 Taylor's University
- 17 Hotel and Tourism Mgmt Inst, Switzerland
- 18 Vatel Hotel & Tourism Business School
- 19 Blue Mountains Intl Hotel Mgmt Sch
- 20 Pennsylvania State Uni, Sch of Hosp Mgmt
- 21 Culinary Arts Academy Switzerland
- 22 Virginia Polytechnic Institute
- 23 University of Queensland
- 24 Hotel Institute Montreux
- 25 University of Florida
- 26 IHTTI, School of Hotel Management
- 27 Texas A&M University
- 28 Management & Science University
- 29 SAIT Polytechnic - Sch of Hosp and Tourism
- 30 Escuela Uni de Host y Tur de Sant Pol de Mar
- 31 Universiti Teknologi MARA
- 32 University of Waterloo
- 33 Florida State University
- 34 Auckland University of Technology
- 35= Kyung Hee University
- 35= Purdue University
- 37= University of Central Florida
- 37= University of Massachusetts, Amherst
- 39 University of Hong Kong
- 40= Sheffield Hallam University
- 40= University of Houston
- 42= Nanyang Technological University
- 42= Sejong University
- 44 International Hotel School
- 45= Lomonosov Moscow State University
- 45= Universitat Ramon Llull
- 47 University of South Florida
- 48 Chinese University of Hong Kong
- 49 University of Calgary
- 50 Victoria University of Wellington

Law	
1	<b>Harvard University</b>
2	<b>University of Oxford</b>
3	<b>University of Cambridge</b>
4	<b>Yale University</b>
5	<b>Stanford University</b>
6	<b>LSE London Sch of Econ &amp; Political Sc</b>
7	<b>University of California, Berkeley</b>
8	<b>Columbia University</b>
9	<b>New York University</b>
10	<b>University of Melbourne</b>
11	University of Chicago
12	National University of Singapore
13	University of Sydney
14	University of New South Wales
15	King's College London
16	UCL University College London
17	Australian National University
18	Georgetown University
19	University of Hong Kong
20=	University of Tokyo
20=	University of Toronto
22	University of Edinburgh
23	Peking University
24	Leiden University
25	Université Paris 1 Panthéon-Sorbonne
26	University of California, Los Angeles
27	Tsinghua University
28	McGill University
29	University of Michigan
30	Queen Mary University of London
31	University of Pennsylvania
32	Duke University
33	Katholieke Universiteit Leuven
34	University of Amsterdam
35	Monash University
36	Pontificia Universidad Católica de Chile
37	Humboldt-Universität zu Berlin
38	Seoul National University
39	University of Queensland
40	University of British Columbia
41=	Cornell University
41=	Universidad Nacional Autónoma de México
43=	Durham University
43=	Ludwig-Maximilians-Universität München
43=	Chinese University of Hong Kong
46	Northwestern University
47=	Universidad de Buenos Aires
47=	Universidade de São Paulo
49	National Taiwan University
50=	Sciences Po Paris
50=	University of Auckland

Library & Information Management	
1	<b>University of British Columbia</b>
2	<b>University of Sheffield</b>
3	<b>University of Toronto</b>
4	<b>University of North Carolina, Chapel Hill</b>
5	<b>Uni of Illinois at Urbana-Champaign</b>
6	<b>University of Washington</b>
7	<b>Syracuse University</b>
8	<b>Indiana University Bloomington</b>
9	<b>McGill University</b>
10	<b>Loughborough University</b>
11	University of California, Berkeley
12	University of California, Los Angeles
13	University of Michigan
14=	Nanyang Technological University
14=	Rutgers State Uni of NJ, New Brunswick
16	Western University
17	University of Pittsburgh
18	University of Texas at Austin
19	University of Amsterdam
20	Victoria University of Wellington
21	University at Buffalo SUNY
22	University of Wisconsin-Madison
23	University of Southern California
24	Sungkyunkwan University
25	Tampere University
26	University College of Boras
27	UCL University College London
28	Yonsei University
29	University of Wisconsin Milwaukee
30	University of Arizona
31	Humboldt-Universität zu Berlin
32	University of Technology Sydney
33	University of Tsukuba
34	McMaster University
35=	Monash University
35=	University College Dublin
35=	Wuhan University
38=	Cornell University
38=	Universiti Malaya
40	Nanjing University
41	University of Glasgow
42	Peking University
43	Universitat de Barcelona
44	Katholieke Universiteit Leuven
45=	Drexel University
45=	Erasmus University Rotterdam
47	New York University
48	City, University of London
49	RMIT University
50	National Taiwan Normal University



**Politics & International Studies**

- 1 Harvard University**
- 2= Princeton University**
- 2= Sciences Po Paris**
- 4 University of Oxford**
- 5 LSE London Sch of Econ & Political Sc**
- 6 University of Cambridge**
- 7 Stanford University**
- 8 Australian National University**
- 9 Yale University**
- 10 University of California, Berkeley**
- Columbia University
- Georgetown University
- National University of Singapore
- University of California, San Diego
- King's College London
- University of California, Los Angeles
- University of Chicago
- SOAS Sch of Oriental & African Stud Uni Lon
- 19= Freie Universität Berlin
- 19= MIT Massachusetts Institute of Technology
- New York University
- Leiden University
- University of Toronto
- University of Sydney
- University of Tokyo
- University of Amsterdam
- George Washington University
- Cornell University
- University of Essex
- Central European University
- 31= ETH Zurich (Swiss Federal Inst of Tech)
- 31= European University Institute
- 31= Seoul National University
- 31= University of Hong Kong
- 31= University of Michigan
- 36 Tsinghua University
- 37 Johns Hopkins University
- 38 University of Copenhagen
- 39 Peking University
- 40 University of British Columbia
- 41 Fudan University
- 42 University of Edinburgh
- 43 McGill University
- 44= Duke University
- 44= University of Melbourne
- 44= UCL University College London
- 47 Kyoto University
- 48 Nat Research Uni Higher Sch of Econ HSE
- 49 University of Warwick
- 50 Waseda University

**Social Policy & Administration**

- 1 Harvard University**
- 2 University of Oxford**
- 3 LSE London Sch of Econ & Political Sc**
- 4 University of Cambridge**
- 5 Stanford University**
- 6 University of California, Berkeley**
- 7 University of Tokyo**
- 8 MIT Massachusetts Inst of Technology**
- 9 Johns Hopkins University**
- 10 University of York**
- National University of Singapore
- Columbia University
- Australian National University
- Seoul National University
- University of California, Los Angeles
- University of Edinburgh
- University of Melbourne
- University of Chicago
- University of Bristol
- University of Hong Kong
- UCL University College London
- Syracuse University
- 23= Leiden University
- 23= Sciences Po Paris
- 25 Princeton University
- 26 Peking University
- 27 University of Michigan
- 28 University of Amsterdam
- 29 University of Sydney
- 30 University of Toronto
- 31 Utrecht University
- 32 Georgetown University
- 33 Katholieke Universiteit Leuven
- 34 Chinese University of Hong Kong
- 35 City University of Hong Kong
- 36= Aarhus University
- 36= Stockholm University
- 36= Tsinghua University
- 39 Sungkyunkwan University
- 40 King's College London
- 41= Freie Universität Berlin
- 41= University of New South Wales
- 43 Indiana University Bloomington
- 44 Korea University
- 45 University of British Columbia
- 46= New York University
- 46= University of Bath
- 48 University of Birmingham
- 49 Lund University
- 50 Fudan University

## Sociology

- 1 **Harvard University**
- 2 **University of Oxford**
- 3 **LSE London Sch of Econ & Political Sc**
- 4 **University of California, Berkeley**
- 5 **Stanford University**
- 6 **University of Cambridge**
- 7 **University of California, Los Angeles**
- 8 **University of Chicago**
- 9 **Australian National University**
- 10 **University of Amsterdam**
- 11 Princeton University
- 12= Columbia University
- 12= University of Wisconsin-Madison
- 12= Yale University
- 15 National University of Singapore
- 16 University of Michigan
- 17 New York University
- 18 University of Toronto
- 19 University of Melbourne
- 20 University of Manchester
- 21= Freie Universität Berlin
- 21= Peking University
- 21= University of Sydney
- 24 Duke University
- 25= Cornell University
- 25= University of Tokyo
- 25= University of British Columbia
- 28= Humboldt-Universität zu Berlin
- 28= Sciences Po Paris
- 28= University of Hong Kong
- 31 Seoul National University
- 32 University of North Carolina, Chapel Hill
- 33 Universidad Nacional Autónoma de México
- 34 Utrecht University
- 35 University of Edinburgh
- 36 University of Queensland
- 37 Monash University
- 38 University of Copenhagen
- 39 Chinese University of Hong Kong
- 40 McGill University
- 41 Stockholm University
- 42 Goldsmiths, University of London
- 43 Leiden University
- 44= Ecole des Hautes Etudes en Sc Sociales
- 44= University of Essex
- 46 National Taiwan University
- 47 University of Texas at Austin
- 48 University of Warwick
- 49 Northwestern University
- 50 Massachusetts Institute of Technology (MIT)

## Sports-related Subjects

- 1 **Loughborough University**
- 2 **University of British Columbia**
- 3 **University of Queensland**
- 4 **University of Sydney**
- 5 **University of Toronto**
- 6 **University of Birmingham**
- 7= **University of Alberta**
- 7= **University of Copenhagen**
- 9 **Deakin University**
- 10 **University of Exeter**
- 11 University of Bath
- 12 University of Michigan
- 13 University of Otago
- 14 Pennsylvania State University
- 15 University of Florida
- 16 Liverpool John Moores University
- 17 Ohio State University
- 18 Katholieke Universiteit Leuven
- 19 University of Calgary
- 20 University of Western Australia
- 21 University of Hong Kong
- 22= Seoul National University
- 22= Vrije Universiteit Amsterdam
- 24 McMaster University
- 25 University of Manchester
- 26 UCL University College London
- 27 MIT Massachusetts Institute of Technology
- 28 McGill University
- 29= University of Auckland
- 29= University of Edinburgh
- 31 Kyoto University
- 32= University College Dublin
- 32= Western University
- 34 National Taiwan University
- 35= Auckland University of Technology
- 35= Nanyang Technological University
- 37 University of Technology Sydney
- 38= La Trobe University
- 38= University of North Carolina, Chapel Hill
- 40= University of Illinois at Urbana-Champaign
- 40= Waseda University
- 42= National University of Singapore
- 42= Universidade de São Paulo
- 44 Boston University
- 45 Chinese University of Hong Kong
- 46= University of Ghent
- 46= University of Massachusetts, Amherst
- 48= Griffith University
- 48= University of Groningen
- 50 University of Jyväskylä

## Statistics & Operational Research

- 1 **MIT Massachusetts Inst of Technology**
- 2= **ETH Zurich (Swiss Federal Inst of Tech)**
- 2= **Stanford University**
- 4 **Harvard University**
- 5 **University of Oxford**
- 6 **University of Cambridge**
- 7 **University of California, Berkeley**
- 8 **Imperial College London**
- 9 **Georgia Institute of Technology**
- 10 **Carnegie Mellon University**
- 11 National University of Singapore
- 12 Princeton University
- 13 Columbia University
- 14 University of Michigan
- 15 University of Toronto
- 16= University of Warwick
- 16= Tsinghua University
- 18 Cornell University
- 19 LSE London Sch of Econ & Political Science
- 20 University of California, Los Angeles
- 21 Université PSL (Paris Sciences & Lettres)
- 22 University of Pennsylvania
- 23= UCL University College London
- 23= University of Chicago
- 23= University of Washington
- 26 Duke University
- 27 University of Wisconsin-Madison
- 28 University of Tokyo
- 29 Université de Montréal
- 30 Katholieke Universiteit Leuven
- 31 Eindhoven University of Technology
- 32= Peking University
- 32= University of Melbourne
- 34 University of British Columbia
- 35 Hong Kong Uni of Science & Technology
- 36 University of Manchester
- 37= KTH, Royal Institute of Technology
- 37= University of Southampton
- 39= Seoul National University
- 39= Sorbonne University
- 41 Northwestern University
- 42 Shanghai Jiao Tong University
- 43 Nanyang Technological University
- 44 Yale University
- 45= Purdue University
- 45= University of Bristol
- 45= University of North Carolina, Chapel Hill
- 48 University of Sydney
- 49 University of Texas at Austin
- 50= Johns Hopkins University
- 50= Lancaster University
- 50= University of Hong Kong

# OASES<sub>OF</sub> SCIENCE KNOWLEDGE

**38** Colleges   **210** Programs

Established in **2004**, Qassim Region, Saudi Arabia





QS Regional University Rankings 125

Asia 127

India 143

Emerging Europe and Central Asia 145

Latin America 157

The Arab Region 169

QS Best Student Cities Rankings 175

Korea No.1 University

# KYUNGPOOK NATIONAL UNIVERSITY

---



Creating New Trends and  
Setting New Standards,  
KNU is Leading the World.

**Contact** <http://en.knu.ac.kr>



**KNU**

**KYUNGPOOK**  
NATIONAL UNIVERSITY



# QS University Rankings: Asia

*by Martin Ince*

Asia is the world's most populous continent, and its people have a hunger for higher education. Consequently, it is home to the first, and most widely-used, of the QS regional rankings. The 2020 edition of the QS University Rankings: Asia lists 550 institutions of higher education in 18 nations. One corner of this vast continent will be happiest with the results: the island state of Singapore, home to just 5.8 million people, has the top two universities in Asia. Number one is the National University of Singapore (NUS). It dates back 115 years to 1905, and has always featured strongly in any Asian or world ranking. It is joined by Nanyang Technological University (NTU), up one place to second this year, after a steep rise from 18th place a decade ago. Founded only in 1981, NTU is much the most successful new university in the world. Singapore has invested huge sums of money in its universities and is deliberately open to the world's scholars, students and employers.

Also notable is mainland China's growing credibility for innovative higher education. It is home to 118 of the 550 ranked institutions, ahead of Japan with 87. These include four top-ten universities: Tsinghua, Peking, Zhejiang and Fudan, in fourth to seventh positions respectively. Meanwhile, the contrast between China and the world's other billion-strong nation, India, is a striking one. The top Indian institution in Asia is the Indian Institute of Technology, Bombay (IITB), 34th this year; seven Chinese universities outrank it. A dedicated table showing the performance of Indian universities follows this section.

This Ranking is compiled on the basis of 11 indicators. They are chosen to capture both academic excellence, and the boost that higher education can give students in both their working lives and their personal development. QS's unique annual global surveys of academic and employer opinion account for half the possible score in this ranking. These surveys now capture the opinions of more than 140,000 people. While academics are asked what subjects they know about and which are, in their view, the world's top universities in these fields, employers reveal which graduates they hire and where they find the best ones. The next set of indicators looks at whether universities are generating new knowledge. It identifies how many papers in research journals in the Scopus database appear per academic staff member, how often these papers are cited by other academics, and how much publishing they are undertaking in collaboration with colleagues from other countries.

To these are added indicators relating to the experience students might expect at one of Asia's rich range of universities. Alongside the percentage of faculty with a PhD, the accepted mark of academic credibility, the faculty to student ratio, is taken as a broad indicator of class sizes and therefore how likely a student is to have a good level of contact with their teachers. Two further indicators show whether a university is globally competitive, by measuring the percentage of international faculty and students at each institution. If people are willing to cross time zones to study or teach there, perhaps the institution is doing something right. The international orientation of Asian universities is also captured by the two indicators, which measure how many international exchange students go to each university and from it.

## QS University Rankings: ASIA

2020	2019		Institution		Score
1	1	→	<b>National University of Singapore</b>	SG	100
2	3=	↑	<b>Nanyang Technological University</b>	SG	98.8
3	2	↓	<b>University of Hong Kong</b>	HK	98.6
4	3=	↓	<b>Tsinghua University</b>	CN	98.3
5	5	→	<b>Peking University</b>	CN	97.6
6	13	↑	<b>Zhejiang University</b>	CN	96.4
7	6	↓	<b>Fudan University</b>	CN	96.3
8	7	↓	<b>Hong Kong University of Science &amp; Technology</b>	HK	95.1
9	8	↓	<b>Korea Advanced Institute of Science &amp; Tech</b>	KR	94.7
10	9	↓	<b>Chinese University of Hong Kong</b>	HK	94.3
11	10	↓	Seoul National University	KR	94.2
12	12	→	Korea University	KR	94.1
13=	11	↓	University of Tokyo	JP	94
13=	19=	↑	Universiti Malaya	MY	94
15	14	↓	Kyoto University	JP	93.1
16	15	↓	Sungkyunkwan University	KR	92.3
17=	19=	↑	Shanghai Jiao Tong University	CN	91.6
17=	18	↑	Tokyo Institute of Technology	JP	91.6
19	21	↑	City University of Hong Kong	HK	91.2
20	22	↑	National Taiwan University	TW	90.9
21	17	↓	Yonsei University	KR	90.6
22	16	↓	Osaka University	JP	90.4
23	23	→	Tohoku University	JP	87.4
24	25	↑	Hanyang University	KR	85.9
25	31	↑	Hong Kong Polytechnic University	HK	84
26	24	↓	Pohang University of Science & Technology	KR	82.9
27	28	↑	University of Science & Technology of China	CN	82.6
28	26=	↓	Nagoya University	JP	82.4
29	29	→	Hokkaido University	JP	82.2
30	30	→	Kyushu University	JP	82
31	26=	↓	Nanjing University	CN	80.6
32	32	→	National Tsing Hua University	TW	79.9
33	34=	↑	Universiti Putra Malaysia	MY	79.5
34	33	↓	Indian Institute of Technology Bombay (IITB)	IN	77
35	37=	↑	National Cheng Kung University	TW	75.5
36	34=	↓	Wuhan University	CN	75.3
37	43	↑	Universiti Sains Malaysia	MY	74.9
38	36	↓	Waseda University	JP	74.8
39	41	↑	Universiti Kebangsaan Malaysia	MY	73.7
40	37=	↓	Kyung Hee University	KR	73.3



2020	2019		Institution		Score
41	42	↑	Keio University	JP	72.1
42	39	↓	Sun Yat-sen University	CN	71.7
43	40	↓	Indian Institute of Technology Delhi (IITD)	IN	71.3
44	45	↑	National Chiao Tung University	TW	71.2
45	44	↓	Chulalongkorn University	TH	71.1
46	47	↑	Universiti Teknologi Malaysia	MY	70.1
47	49	↑	National Taiwan Uni of Science & Technology	TW	67.9
48	52	↑	Mahidol University	TH	66.3
49	46	↓	University of Tsukuba	JP	66.1
50	48	↓	Indian Institute of Technology Madras (IITM)	IN	65.2
51	50=	↓	Indian Institute of Science (IISc) Bangalore	IN	63.6
52	50=	↓	Ewha Womans University	KR	63.4
53	56	↑	Beijing Normal University	CN	63.2
54	54	→	Tongji University	CN	62.8
55	55	→	Xi'an Jiaotong University	CN	62.6
56	53	↓	Indian Institute of Technology Kharagpur	IN	62.5
57	58	↑	Renmin University of China	CN	60.2
58	65	↑	Hong Kong Baptist University	HK	59.8
59=	63	↑	National Central University	TW	58.9
59=	57	↓	University of Indonesia	ID	58.9
61	67	↑	National Taiwan Normal University	TW	58.4
62	64	↑	Huazhong University of Science & Technology	CN	58.2
63	68	↑	National Sun Yat-sen University	TW	57.8
64	59	↓	Kobe University	JP	57.2
65	61	↓	Indian Institute of Technology Kanpur (IITK)	IN	57
66	73	↑	Bandung Institute of Technology	ID	56.9
67	62	↓	University of Delhi	IN	56.6
68=	69	↑	Chung-Ang University	KR	55.8
68=	60	↓	Sogang University	KR	55.8
70	74	↑	Universitas Gadjah Mada	ID	55.6
71	70=	↓	Harbin Institute of Technology	CN	55.5
72	72	→	University of the Philippines	PH	55
73	66	↓	Nankai University	CN	54.4
74=	70=	↓	Hiroshima University	JP	53.6
74=	80	↑	Taipei Medical University	TW	53.6
76	78	↑	Singapore Management University	SG	52.9
77	84=	↑	National Chengchi University	TW	52.5
78=	82	↑	Shanghai University	CN	52.2
78=	75	↓	Xiamen University	CN	52.2
80	76	↓	Pusan National University	KR	52.1

## QS University Rankings: ASIA

2020	2019		Institution		Score
81	77	↓	Hitotsubashi University	JP	51.9
82	99	↑	Universiti Teknologi Petronas	MY	51.3
83=	87	↑	National Uni of Sciences & Tech, Islamabad	PK	51.2
83=	89	↑	Shandong University	CN	51.2
85	83	↓	Tianjin University	CN	50.9
86	100	↑	Universiti Brunei Darussalam	BN	50.3
87	81	↓	East China Normal University	CN	49.9
88	88	→	Beijing Institute of Technology	CN	49.4
89	84=	↓	Hankuk University of Foreign Studies	KR	49.2
90	86	↓	Indian Institute of Technology Roorkee (IITR)	IN	49.1
91=	90	↓	Sejong University	KR	48.8
91=	104	↑	Sichuan University	CN	48.8
93=	94	↑	Konkuk University	KR	48.7
93=	98	↑	University of Macau	MO	48.7
95=	79	↓	Jilin University	CN	48.5
95=	114	↑	National Taipei University of Technology	TW	48.5
97	91=	↓	Dongguk University	KR	48.2
98	91=	↓	National Yang Ming University	TW	47.9
99	93	↓	Gwangju Institute of Science & Technology	KR	47.4
100	96=	↓	Chiang Mai University	TH	47.1
101	105	↑	National Chung Hsing University	TW	45.8
102	103	↑	Kyungpook National University	KR	45.6
103	96=	↓	Jeonbuk National University	KR	45.2
104	101	↓	Beihang University	CN	45.1
105	102	↓	Tokyo Medical & Dental University	JP	44.8
106	112=	↑	Southeast University	CN	44.7
107	108	↑	Thammasat University	TH	44.5
108	116	↑	Tokyo Metropolitan University	JP	44.4
109	135=	↑	Taylor's University	MY	44.2
110	95	↓	Lahore University of Management Sciences	PK	43.7
111	109	↓	Quaid-i-Azam University	PK	43.6
112	107	↓	Indian Institute of Technology Guwahati (IITG)	IN	43.5
113	123	↑	Lingnan University	HK	43.1
114=	106	↓	University of Hyderabad	IN	42.5
114=	120	↑	University of Science & Technology Beijing	CN	42.5
116=	110	↓	Chiba University	JP	42.4
116=	128=	↑	Universiti Utara Malaysia	MY	42.4
118	112=	↓	University of Seoul	KR	42
119	137=	↑	Universiti Teknologi MARA	MY	41.9
120	118	↓	South China University of Technology	CN	41.7

2020	2019		Institution		Score
121	119	↓	Inha University	KR	41.4
122	178=	↑	UCSI University	MY	40.8
123	121	↓	Tokyo University of Agriculture & Technology	JP	40.4
124	115	↓	Ateneo de Manila University	PH	40.3
125	122	↓	Chonnam National University	KR	40.2
126	117	↓	East China University of Science & Technology	CN	39.7
127	130=	↑	Kasetsart University	TH	39.6
128	124=	↓	University of Ulsan	KR	39.1
129	128=	↓	Kanazawa University	JP	38.8
130	126	↓	Dalian University of Technology	CN	38.4
131	164	↑	Northwestern Polytechnical University	CN	38.1
132	130=	↓	Bogor Agricultural University	ID	38
133	139	↑	Beijing Jiaotong University	CN	37.5
134	188=	↑	Universiti Malaysia Pahang	MY	37.4
135	127	↓	University of Dhaka	BD	37.3
136	137=	↑	Jadavpur University	IN	37.2
137=	188=	↑	Southern University of Science & Technology	CN	37.1
137=	181=	↑	Universiti Teknologi Brunei	BN	37.1
139	134	↓	University of Calcutta	IN	36.9
140	143	↑	International Islamic University Malaysia	MY	36.8
141	163	↑	Ritsumeikan University	JP	36.7
142	133	↓	Tokyo University of Science	JP	36.1
143=	140	↓	Nagasaki University	JP	36
143=	148=	↑	Osaka City University	JP	36
143=	144	↑	Vietnam National Uni, Ho Chi Minh City	VN	36
146	153=	↑	King Mongkut's Uni of Technology Thonburi	TH	35.9
147	124=	↓	Vietnam National University, Hanoi	VN	35.8
148=	151=	↑	Jinan University	CN	35.7
148=	156=	↑	Prince of Songkla University	TH	35.7
148=	148=	→	Soochow University	CN	35.7
151	135=	↓	COMSATS Institute of Information Technology	PK	35.6
152=	146=	↓	Ajou University	KR	35.4
152=	167	↑	Institute of Chemical Technology, Mumbai	IN	35.4
154	151=	↓	Chungnam National University	KR	35.3
155	161	↑	Yokohama National University	JP	35.2
156=	155	↓	De La Salle University	PH	35.1
156=	132	↓	Okayama University	JP	35.1
156=	141=	↓	Yeungnam University	KR	35.1
159	153=	↓	Hunan University	CN	34.8
160=	145	↓	China Agricultural University	CN	34.6

QS University Rankings: ASIA

2020	2019		Institution		Score
160=	148=	↓	Khon Kaen University	TH	34.6
162	141=	↓	Kumamoto University	JP	34.4
163	166	↑	Kaohsiung Medical University	TW	33.9
164	181=	↑	China University of Geosciences	CN	33.7
165	156=	↓	Chang Gung University	TW	33.6
166	173	↑	National Chung Cheng University	TW	33.5
167	159	↓	Catholic University of Korea	KR	33.4
168	146=	↓	Pakistan Inst of Engineering & Applied Scis	PK	33.3
169	169	→	Anna University	IN	33
170	175=	↑	Multimedia University	MY	32.9
171=	199=	↑	Airlangga University	ID	32.8
171=	185	↑	Nanjing University of Science & Technology	CN	32.8
171=	171=	→	University of Engineering & Technology Lahore	PK	32.8
174	171=	↓	Uni of Electronic Science & Tech of China	CN	32.7
175	180	↑	Birla Institute of Technology & Science	IN	32.4
176	240	↑	Shenzhen University	CN	32.3
177=	156=	↓	Banaras Hindu University	IN	32.1
177=	187	↑	University of Mumbai	IN	32.1
179=	271-280	↑	Management & Science University	MY	32
179=	162	↓	University of Santo Tomas	PH	32
181=	181=	→	Chongqing University	CN	31.8
181=	160	↓	Osaka Prefecture University	JP	31.8
181=	165	↓	Sophia University	JP	31.8
181=	188=	↑	Universiti Tunku Abdul Rahman	MY	31.8
185	168	↓	Lanzhou University	CN	31.7
186	181=	↓	Beijing University of Chemical Technology	CN	31.5
187	194	↑	National Taiwan Ocean University	TW	31.4
188=	186	↓	Beijing University of Technology	CN	31.2
188=	197	↑	Central South University	CN	31.2
188=	241=	↑	Indian Institute of Technology Indore	IN	31.2
191	237	↑	Savitribai Phule Pune University	IN	31.1
192=	178=	↓	Feng Chia University	TW	31
192=	177	↓	Jamia Millia Islamia, New Delhi	IN	31
194	232=	↑	Sunway University	MY	30.4
195=	234=	↑	Universiti Tenaga Nasional	MY	30.3
195=	193	↓	University of the Punjab	PK	30.3
197	192	↓	Chung Yuan Christian University	TW	30.2
198=	170	↓	Niigata University	JP	29.9
198=	229=	↑	Sepuluh Nopember Institute of Technology	ID	29.9
198=	174	↓	University of Peradeniya	LK	29.9

2020	2019		Institution		Score
201=	195=	↓	Aga Khan University	PK	29.7
201=	198	↓	Indian Institute of Technology Hyderabad	IN	29.7
201=	201=	→	University of Tokushima	JP	29.7
204	203=	↓	Wuhan University of Technology	CN	29.5
205	219	↑	Indian Institute of Technology Ropar	IN	29.4
206	222	↑	Chungbuk National University	KR	29.3
207=	175=	↓	Bangladesh Uni of Engineering & Technology	BD	29.2
207=	203=	↓	Kyushu Institute of Technology	JP	29.2
207=	195=	↓	Nanjing Uni of Aeronautics & Astronautics	CN	29.2
207=	291-300	↑	Ton Duc Thang University	VN	29.2
211=	201=	↓	University Malaysia Perlis	MY	29.1
211=	206	↓	University of Malaysia Sabah	MY	29.1
213=	209=	↓	Gyeongsang National University	KR	29
213=	227=	↑	Nanjing Normal University	CN	29
215=	301-350	↑	Kangwon National University	KR	28.7
215=	209=	↓	Shinshu University	JP	28.7
215=	218	↑	Tezpur University, Tezpur	IN	28.7
218=	203=	↓	International Christian University	JP	28.3
218=	249	↑	Jiangnan University	CN	28.3
218=	211=	↓	National Institute of Tech, Tiruchirappalli	IN	28.3
218=	216=	↓	Shimane University	JP	28.3
222	216=	↓	Alagappa University, Karaikudi	IN	28.2
223	211=	↓	Yokohama City University	JP	28
224	271-280	↑	Jiangsu University	CN	27.8
225=	215	↓	National Institute of Technology Rourkela	IN	27.7
225=	238=	↑	Northwest University	CN	27.7
227	251-260	↑	Indian Institute of Tech Bhubaneswar	IN	27.6
228=	281-290	↑	Vellore Institute of Technology (VIT)	IN	27.4
228=	250=	↑	Xi'an Jiaotong-Liverpool University	CN	27.4
230	238=	↑	Doshisha University	JP	27.3
231	211=	↓	Central China Normal University	CN	27
232	208	↓	Kookmin University	KR	26.7
233	229=	↓	Macau University of Science & Technology	MO	26.6
234=	251-260	↑	Bina Nusantara University	ID	26.5
234=	223	↓	Kagoshima University	JP	26.5
236=	261-270	↑	Indian School of Mines University, Dhanbad	IN	26.4
236=	225	↓	Padjadjaran University	ID	26.4
238	227=	↓	Northeastern University	CN	26.3
239=	224	↓	Donghua University	CN	26
239=	261-270	↑	Manipal Academy of Higher Education	IN	26

## QS University Rankings: ASIA

2020	2019		Institution		Score
239=	251-260	↑	University of Karachi	PK	26
242	401-450	↑	Nagaoka University of Technology	JP	25.9
243=	251-260	↑	Gifu University	JP	25.8
243=	291-300	↑	Harbin Engineering University	CN	25.8
243=	250=	↑	Tokai University	JP	25.8
243=	236	↓	Universiti Malaysia Sarawak	MY	25.8
243=	291-300	↑	Universiti Malaysia Terengganu	MY	25.8
248=	301-350	↑	China University of Petroleum	CN	25.7
248=	207	↓	Sri Venkateswara University	IN	25.7
250	261-270	↑	Rikkyo University	JP	25.6
251-260	214	↓	Aligarh Muslim University, Aligarh	IN	25.1 - 25.5
251-260	232=	↓	Dankook University	KR	25.1 - 25.5
251-260	251-260	→	Fu Jen Catholic University	TW	25.1 - 25.5
251-260	247	↓	Kyoto Institute of Technology	JP	25.1 - 25.5
251-260	243=	↓	National University of Defense Technology	CN	25.1 - 25.5
251-260	221	↓	Saitama University	JP	25.1 - 25.5
251-260	271-280	↑	Seoul National Uni of Science & Technology	KR	25.1 - 25.5
251-260	226	↓	Shanghai Normal University	CN	25.1 - 25.5
251-260	271-280	↑	Tamkang University	TW	25.1 - 25.5
251-260	245=	↓	Yamaguchi University	JP	25.1 - 25.5
251-260	199=	↓	Yuan Ze University	TW	25.1 - 25.5
261-270	291-300	↑	China University of Mining & Technology	CN	24.8 - 25
261-270	271-280	↑	Hallym University	KR	24.8 - 25
261-270	261-270	→	Hanoi University of Science & Technology	VN	24.8 - 25
261-270	248	↓	Huazhong Agricultural University	CN	24.8 - 25
261-270	301-350	↑	Nanjing Uni of Info Science & Technology	CN	24.8 - 25
261-270	251-260	↓	National Dong Hwa University	TW	24.8 - 25
261-270	241=	↓	Ocean University of China	CN	24.8 - 25
261-270	291-300	↑	Suranaree University of Technology	TH	24.8 - 25
261-270	271-280	↑	Thapar Institute of Engineering & Technology	IN	24.8 - 25
271-280	234=	↓	Amrita Vishwa Vidyapeetham	IN	24.4 - 24.7
271-280	251-260	↓	King Mongkut's Institute of Tech, Ladkrabang	TH	24.4 - 24.7
271-280	301-350	↑	Kochi University	JP	24.4 - 24.7
271-280	281-290	↑	Meiji University	JP	24.4 - 24.7
271-280	261-270	↓	Soongsil University	KR	24.4 - 24.7
271-280	261-270	↓	Southwest University	CN	24.4 - 24.7
271-280	261-270	↓	Tunghai University	TW	24.4 - 24.7
271-280	281-290	↑	University of Agriculture, Faisalabad	PK	24.4 - 24.7
271-280	188=	↓	University of Colombo	LK	24.4 - 24.7
271-280	251-260	↓	Uni of International Business & Economics	CN	24.4 - 24.7

2020	2019		Institution		Score
281-290	251-260	↓	Beijing Foreign Studies University	CN	23.8 - 24.3
281-290	271-280	↓	Diponegoro University	ID	23.8 - 24.3
281-290	291-300	↑	Fuzhou University	CN	23.8 - 24.3
281-290	245=	↓	Incheon National University	KR	23.8 - 24.3
281-290	291-300	↑	Jeju National University	KR	23.8 - 24.3
281-290	261-270	↓	Nagoya City University	JP	23.8 - 24.3
281-290	251-260	↓	National Taipei University	TW	23.8 - 24.3
281-290	301-350	↑	Pukyong National University	KR	23.8 - 24.3
281-290	261-270	↓	Shantou University	CN	23.8 - 24.3
281-290	291-300	↑	Sookmyung Women's University	KR	23.8 - 24.3
281-290	281-290	→	South China Normal University	CN	23.8 - 24.3
291-300	291-300	→	Annamalai University	IN	23.2 - 23.7
291-300	301-350	↑	Asia University Taiwan	TW	23.2 - 23.7
291-300	301-350	↑	Nanjing Medical University	CN	23.2 - 23.7
291-300		new	Nanjing Tech University	CN	23.2 - 23.7
291-300	301-350	↑	North South University	BD	23.2 - 23.7
291-300	261-270	↓	Northwest Agriculture & Forestry University	CN	23.2 - 23.7
291-300	291-300	→	Panjab University	IN	23.2 - 23.7
291-300	271-280	↓	Soochow University	TW	23.2 - 23.7
291-300	271-280	↓	Symbiosis International (deemed University)	IN	23.2 - 23.7
301-350	301-350	→	Akita University	JP	19.8 - 23
301-350	271-280	↓	Amity University	IN	19.8 - 23
301-350	301-350	→	Aoyama Gakuin University	JP	19.8 - 23
301-350		new	Bahauddin Zakariya University	PK	19.8 - 23
301-350	301-350	→	Beijing Forestry University	CN	19.8 - 23
301-350	243=	↓	Beijing University of Posts & Telecomms	CN	19.8 - 23
301-350	301-350	→	BRAC University	BD	19.8 - 23
301-350	301-350	→	China Pharmaceutical University	CN	19.8 - 23
301-350	351-400	↑	China University of Political Science & Law	CN	19.8 - 23
301-350		new	Ehime University	JP	19.8 - 23
301-350	301-350	→	Fujian Normal University	CN	19.8 - 23
301-350	301-350	→	Gunma University	JP	19.8 - 23
301-350	301-350	→	Hohai University	CN	19.8 - 23
301-350	301-350	→	Indian Institute of Technology Patna	IN	19.8 - 23
301-350	301-350	→	Indraprastha Institute of Info Technology Delhi	IN	19.8 - 23
301-350	271-280	↓	Inje University	KR	19.8 - 23
301-350	301-350	→	Jamia Hamdard, New Delhi	IN	19.8 - 23
301-350	251-260	↓	Kindai University	JP	19.8 - 23
301-350	351-400	↑	King Mongkut's Uni of Tech North Bangkok	TH	19.8 - 23
301-350	301-350	→	Kwangwoon University	KR	19.8 - 23



## QS University Rankings: ASIA

2020	2019		Institution		Score
301-350	301-350	→	Kwansei Gakuin University	JP	19.8 - 23
301-350	351-400	↑	Minzu University of China	CN	19.8 - 23
301-350	291-300	↓	Nagoya Institute of Technology	JP	19.8 - 23
301-350	301-350	→	Nanjing Agricultural University	CN	19.8 - 23
301-350	301-350	→	National Changhua University of Education	TW	19.8 - 23
301-350		new	National University of Kaohsiung	TW	19.8 - 23
301-350	301-350	→	National Yunlin Uni of Science & Technology	TW	19.8 - 23
301-350	301-350	→	Nihon University	JP	19.8 - 23
301-350	301-350	→	North China Electric Power University	CN	19.8 - 23
301-350	281-290	↓	Northeast Normal University	CN	19.8 - 23
301-350	281-290	↓	Osmania University, Hyderabad	IN	19.8 - 23
301-350	301-350	→	Pondicherry University	IN	19.8 - 23
301-350		new	SEGi University	MY	19.8 - 23
301-350	301-350	→	Shaanxi Normal University	CN	19.8 - 23
301-350	271-280	↓	Shanghai International Studies University	CN	19.8 - 23
301-350	229=	↓	Shanghai University of Finance & Economics	CN	19.8 - 23
301-350	301-350	→	Shizuoka University	JP	19.8 - 23
301-350	301-350	→	Soonchunhyang University	KR	19.8 - 23
301-350	351-400	↑	Southwestern University of Finance & Economics	CN	19.8 - 23
301-350	351-400	↑	SRM Institute of Science and Technology	IN	19.8 - 23
301-350	301-350	→	Tamil Nadu Agricultural University, Coimbatore	IN	19.8 - 23
301-350	301-350	→	Toyota Technological Institute	JP	19.8 - 23
301-350	351-400	↑	Universiti Kuala Lumpur	MY	19.8 - 23
301-350	301-350	→	Universiti Tun Hussein Onn Uni of Malaysia	MY	19.8 - 23
301-350	301-350	→	University of Brawijaya	ID	19.8 - 23
301-350	271-280	↓	University of Miyazaki	JP	19.8 - 23
301-350	301-350	→	University of Mysore, Mysore	IN	19.8 - 23
301-350	301-350	→	Xidian University	CN	19.8 - 23
301-350	301-350	→	Yamagata University	JP	19.8 - 23
301-350	351-400	↑	Yangzhou University	CN	19.8 - 23
301-350	301-350	→	Zhengzhou University	CN	19.8 - 23
351-400	301-350	↓	Akita Prefectural University	JP	16.5 - 19.6
351-400	351-400	→	Andhra University	IN	16.5 - 19.6
351-400	351-400	→	Anhui University	CN	16.5 - 19.6
351-400	301-350	↓	Bangalore University, Bangalore	IN	16.5 - 19.6
351-400	351-400	→	Beijing University of Chinese Medicine	CN	16.5 - 19.6
351-400		new	Burdwan University, Bardhaman	IN	16.5 - 19.6
351-400	351-400	→	Chosun University	KR	16.5 - 19.6
351-400	301-350	↓	Cochin University of Science & Technology	IN	16.5 - 19.6
351-400	351-400	→	Dr Harisingh Gour Vishwavidyalaya Uni, Sagar	IN	16.5 - 19.6

2020	2019		Institution		Score
351-400	301-350	↓	Gakushuin University	JP	16.5 - 19.6
351-400	301-350	↓	GB Pant Uni of Agriculture & Tech, Pantnagar	IN	16.5 - 19.6
351-400	401-450	↑	Guangxi University	CN	16.5 - 19.6
351-400	351-400	→	HeFei University of Technology	CN	16.5 - 19.6
351-400	351-400	→	Hongik University	KR	16.5 - 19.6
351-400	301-350	↓	Indian Institute of Info Technology, Allahabad	IN	16.5 - 19.6
351-400	351-400	→	Institute of Space Technology, Islamabad	PK	16.5 - 19.6
351-400	351-400	→	International Islamic University Islamabad	PK	16.5 - 19.6
351-400		new	JSS Acad of Higher Ed & Research (Uni)	IN	16.5 - 19.6
351-400	351-400	→	Kansai University	JP	16.5 - 19.6
351-400	351-400	→	Kitasato University	JP	16.5 - 19.6
351-400		new	Madurai Kamaraj University	IN	16.5 - 19.6
351-400	401-450	↑	Mehran University of Engineering & Technology	PK	16.5 - 19.6
351-400	351-400	→	Ming Chuan University	TW	16.5 - 19.6
351-400	351-400	→	Myongji University	KR	16.5 - 19.6
351-400	351-400	→	Nanchang University	CN	16.5 - 19.6
351-400		new	National Institute of Tech, Karnataka, Surathkal	IN	16.5 - 19.6
351-400	351-400	→	National Kaohsiung Uni of Science & Tech	TW	16.5 - 19.6
351-400	351-400	→	NED University of Engineering & Technology	PK	16.5 - 19.6
351-400	301-350	↓	Ritsumeikan Asia Pacific University	JP	16.5 - 19.6
351-400	351-400	→	Saga University	JP	16.5 - 19.6
351-400	351-400	→	Sardar Patel University, Vallabh Vidyanagar	IN	16.5 - 19.6
351-400	301-350	↓	Shivaji University, Kolhapur	IN	16.5 - 19.6
351-400	351-400	→	Silpakorn University	TH	16.5 - 19.6
351-400	351-400	→	South China Agricultural University	CN	16.5 - 19.6
351-400	351-400	→	Southwest Jiaotong University	CN	16.5 - 19.6
351-400	301-350	↓	Srinakharinwirot University	TH	16.5 - 19.6
351-400	401-450	↑	Taiyuan University of Technology	CN	16.5 - 19.6
351-400	351-400	→	Tottori University	JP	16.5 - 19.6
351-400	301-350	↓	United International University	BD	16.5 - 19.6
351-400	401-450	↑	Universiti Pendidikan Sultan Idris	MY	16.5 - 19.6
351-400	301-350	↓	University of Kerala	IN	16.5 - 19.6
351-400	401-450	↑	University of Lahore	PK	16.5 - 19.6
351-400		new	University of Malakand, Chakdara	PK	16.5 - 19.6
351-400	351-400	→	University of Moratuwa	LK	16.5 - 19.6
351-400	301-350	↓	University of San Carlos	PH	16.5 - 19.6
351-400		new	Uni of Shanghai for Science & Technology	CN	16.5 - 19.6
351-400	351-400	→	University of Taipei	TW	16.5 - 19.6
351-400	401-450	↑	Xinjiang University	CN	16.5 - 19.6
351-400	351-400	→	Yunnan University	CN	16.5 - 19.6

## QS University Rankings: ASIA

2020	2019		Institution		Score
401-450	401-450	→	Akita International University	JP	13.7 - 16.4
401-450	351-400	↓	Bahria University	PK	13.7 - 16.4
401-450	351-400	↓	Can Tho University	VN	13.7 - 16.4
401-450	401-450	→	Central University of Finance & Economics	CN	13.7 - 16.4
401-450	351-400	↓	Chung Hua University	TW	13.7 - 16.4
401-450	351-400	↓	Chuo University	JP	13.7 - 16.4
401-450	401-450	→	Dong-A University	KR	13.7 - 16.4
401-450	401-450	→	Gachon University	KR	13.7 - 16.4
401-450	351-400	↓	GC University Lahore	PK	13.7 - 16.4
401-450	351-400	↓	Goa University	IN	13.7 - 16.4
401-450	351-400	↓	Guru Nanak Dev University, Amristar	IN	13.7 - 16.4
401-450	401-450	→	Hasanuddin University	ID	13.7 - 16.4
401-450		new	Hong Kong Shue Yan University	HK	13.7 - 16.4
401-450	401-450	→	Hosei University	JP	13.7 - 16.4
401-450	351-400	↓	Hunan Normal University	CN	13.7 - 16.4
401-450		new	Independent University Bangladesh	BD	13.7 - 16.4
401-450	401-450	→	Inner Mongolia University	CN	13.7 - 16.4
401-450	401-450	→	Kalinga Institute of Industrial Technology	IN	13.7 - 16.4
401-450	351-400	↓	K B Chaudhari N Maharashtra Uni, Jalgaon	IN	13.7 - 16.4
401-450	401-450	→	Keimyung University	KR	13.7 - 16.4
401-450	351-400	↓	Korea Maritime & Ocean University	KR	13.7 - 16.4
401-450	351-400	↓	Kyoto Sangyo University	JP	13.7 - 16.4
401-450	401-450	→	Liaoning University	CN	13.7 - 16.4
401-450	351-400	↓	Limkokwing University of Creative Technology	MY	13.7 - 16.4
401-450	401-450	→	Mae Fah Luang University	TH	13.7 - 16.4
401-450	401-450	→	Maharaja Sayajirao Uni of Baroda, Vadodara	IN	13.7 - 16.4
401-450	401-450	→	Maharakham University	TH	13.7 - 16.4
401-450	351-400	↓	Mie University	JP	13.7 - 16.4
401-450		new	Mokpo National University	KR	13.7 - 16.4
401-450	401-450	→	Nara Women's University	JP	13.7 - 16.4
401-450	351-400	↓	Naresuan University	TH	13.7 - 16.4
401-450	401-450	→	O P Jindal Global University	IN	13.7 - 16.4
401-450	401-450	→	Ochanomizu University	JP	13.7 - 16.4
401-450		new	Sathyabama Inst of Science & Tech (Uni)	IN	13.7 - 16.4
401-450	401-450	→	Shanghai Institute of Foreign Trade	CN	13.7 - 16.4
401-450	401-450	→	Shibaura Institute of Technology	JP	13.7 - 16.4
401-450		new	Siksha 'O' Anusandhan (University)	IN	13.7 - 16.4
401-450	451-500	↑	Sojo University	JP	13.7 - 16.4
401-450		new	Soka University	JP	13.7 - 16.4
401-450	351-400	↓	Sri Krishnadevaraya University, Anantpur	IN	13.7 - 16.4

2020	2019		Institution		Score
401-450		new	Sunchon National University	KR	13.7 - 16.4
401-450	401-450	→	Toyo University	JP	13.7 - 16.4
401-450		new	University of Allahabad, Allahabad	IN	13.7 - 16.4
401-450	351-400	↓	University of Calicut	IN	13.7 - 16.4
401-450	451-500	↑	University of Da Nang	VN	13.7 - 16.4
401-450		new	University of Jaffna	LK	13.7 - 16.4
401-450	401-450	→	University of Kashmir, Srinagar	IN	13.7 - 16.4
401-450	401-450	→	University of Sargodha	PK	13.7 - 16.4
401-450	401-450	→	University of Sri Jayawardenapura	LK	13.7 - 16.4
401-450	401-450	→	Uni of Veterinary & Animal Sciences, Lahore	PK	13.7 - 16.4
401-450	351-400	↓	Wonkwang University	KR	13.7 - 16.4
401-450	451-500	↑	Yanshan University	CN	13.7 - 16.4
451-500	451-500	→	Atma Jaya Catholic University Jakarta	ID	11.1 - 13.5
451-500		new	B S A Rahman Cres Inst of Sci & Tech (Uni)	IN	11.1 - 13.5
451-500	451-500	→	Banasthali Vidyapith	IN	11.1 - 13.5
451-500	401-450	↓	Bangkok University	TH	11.1 - 13.5
451-500	401-450	↓	Busan University of Foreign Studies	KR	11.1 - 13.5
451-500	451-500	→	Changan University	CN	11.1 - 13.5
451-500		new	Changwon National University	KR	11.1 - 13.5
451-500	401-450	↓	Communication University of China	CN	11.1 - 13.5
451-500		new	Daegu University	KR	11.1 - 13.5
451-500	401-450	↓	Dalian Maritime University	CN	11.1 - 13.5
451-500		new	Dow University of Health Sciences	PK	11.1 - 13.5
451-500		new	Duy Tan University	VN	11.1 - 13.5
451-500	451-500	→	Fukushima University	JP	11.1 - 13.5
451-500	401-450	↓	Gauhati University, Guwahati	IN	11.1 - 13.5
451-500		new	Guangdong University of Foreign Studies	CN	11.1 - 13.5
451-500		new	Guizhou University	CN	11.1 - 13.5
451-500	401-450	↓	Hebei University of Technology	CN	11.1 - 13.5
451-500		new	Himachal Pradesh University, Shimla	IN	11.1 - 13.5
451-500	351-400	↓	Hirosaki University	JP	11.1 - 13.5
451-500	451-500	→	Hue University	VN	11.1 - 13.5
451-500		new	Islamia College University Peshawar	PK	11.1 - 13.5
451-500		new	Jain (deemed to be University)	IN	11.1 - 13.5
451-500		new	Josai International University	JP	11.1 - 13.5
451-500		new	Khulna Uni of Engineering & Technology	BD	11.1 - 13.5
451-500		new	KLE Acad of Higher Ed & Research, Belagavi	IN	11.1 - 13.5
451-500	401-450	↓	Kogakuin University	JP	11.1 - 13.5
451-500	451-500	→	KongJu National University	KR	11.1 - 13.5
451-500	401-450	↓	Korea National University of Education	KR	11.1 - 13.5

## QS University Rankings: ASIA

2020	2019		Institution		Score
451-500		new	Kumoh National Institute of Technology	KR	11.1 - 13.5
451-500		new	Kuvempu University, Shankaraghatta	IN	11.1 - 13.5
451-500		new	Kyonggi University	KR	11.1 - 13.5
451-500	401-450	↓	Mangalore University, Mangalore	IN	11.1 - 13.5
451-500	401-450	↓	Mapua University	PH	11.1 - 13.5
451-500	401-450	↓	National Chi Nan University	TW	11.1 - 13.5
451-500		new	NITTE (deemed to be University)	IN	11.1 - 13.5
451-500	451-500	→	Northeast Forestry University	CN	11.1 - 13.5
451-500	451-500	→	Parahyangan Catholic University	ID	11.1 - 13.5
451-500		new	Riphah International University	PK	11.1 - 13.5
451-500	401-450	↓	SASTRA (deemed to be University)	IN	11.1 - 13.5
451-500		new	Saurashtra University, Rajkot	IN	11.1 - 13.5
451-500	401-450	↓	Sebelas Maret University	ID	11.1 - 13.5
451-500	451-500	→	Silliman University	PH	11.1 - 13.5
451-500		new	Syiah Kuala University	ID	11.1 - 13.5
451-500	451-500	→	Telkom University	ID	11.1 - 13.5
451-500	451-500	→	Tokyo Denki University	JP	11.1 - 13.5
451-500	451-500	→	Udayana University	ID	11.1 - 13.5
451-500	451-500	→	Universitas Islam Indonesia	ID	11.1 - 13.5
451-500	451-500	→	Universiti Sultan Zainal Abidin	MY	11.1 - 13.5
451-500		new	Universiti Teknikal Malaysia Melaka	MY	11.1 - 13.5
451-500	401-450	↓	University of Sindh	PK	11.1 - 13.5
451-500	451-500	→	University of the Thai Chamber of Commerce	TH	11.1 - 13.5
451-500	451-500	→	Zhongnan University of Economics & Law	CN	11.1 - 13.5
501-550	451-500	↓	Andong National University	KR	7.7 - 11
501-550		new	Bharati Vidyapeeth University, Pune	IN	7.7 - 11
501-550	401-450	↓	Burapha University	TH	7.7 - 11
501-550	451-500	↓	CHRIST (deemed to be Uni), Bengaluru	IN	7.7 - 11
501-550	451-500	↓	Dong-eui University	KR	7.7 - 11
501-550		new	Dongseo University	KR	7.7 - 11
501-550		new	FAST Nat Uni of Computer & Emerging Scis	PK	7.7 - 11
501-550	451-500	↓	Gulbarga University, Gulbarga	IN	7.7 - 11
501-550		new	HanDong Global University	KR	7.7 - 11
501-550		new	Hannam University	KR	7.7 - 11
501-550		new	Hanseu University	KR	7.7 - 11
501-550		new	Hindustan Institute of Technology & Science	IN	7.7 - 11
501-550	451-500	↓	ICFAI Foundation for Higher Ed, Hyderabad	IN	7.7 - 11
501-550		new	Iqra University IU Karachi	PK	7.7 - 11
501-550	401-450	↓	Iwate University	JP	7.7 - 11
501-550	451-500	↓	Japan Women's University	JP	7.7 - 11

2020	2019		Institution		Score
501-550	401-450	↓	Jawaharlal Nehru Technological University	IN	7.7 - 11
501-550		new	Jiwaji University, Gwalior	IN	7.7 - 11
501-550		new	Kanagawa University	JP	7.7 - 11
501-550		new	Karnatak University, Dharwad	IN	7.7 - 11
501-550	451-500	↓	Koneru Lakshmaiah Education Foundation	IN	7.7 - 11
501-550	451-500	↓	Kumaun University, Nainital	IN	7.7 - 11
501-550		new	Kunsan National University	KR	7.7 - 11
501-550		new	M A Kalam Azad Uni of Techn, West Bengal	IN	7.7 - 11
501-550	451-500	↓	Mohanlal Sukhadia University, Udaipur	IN	7.7 - 11
501-550		new	Mongolia University of Science & Technology	MN	7.7 - 11
501-550	451-500	↓	Tokyo City University	JP	7.7 - 11
501-550	451-500	↓	National Kaohsiung Normal University	TW	7.7 - 11
501-550		new	Northeast Agricultural University	CN	7.7 - 11
501-550		new	PaiChai University	KR	7.7 - 11
501-550	451-500	↓	Pelita Harapan University	ID	7.7 - 11
501-550		new	Sangmyung University	KR	7.7 - 11
501-550		new	Seoul Women's University	KR	7.7 - 11
501-550		new	Siam University	TH	7.7 - 11
501-550		new	Sun Moon University	KR	7.7 - 11
501-550	401-450	↓	TaTung University	TW	7.7 - 11
501-550	451-500	↓	Tokyo University of Foreign Studies	JP	7.7 - 11
501-550	451-500	↓	Universitas Pendidikan Indonesia	ID	7.7 - 11
501-550		new	Universiti Sains Islam Malaysia	MY	7.7 - 11
501-550	451-500	↓	University of Central Punjab	PK	7.7 - 11
501-550	401-450	↓	University of Jammu, Jammu	IN	7.7 - 11
501-550		new	University of Kalyani, Kalyani	IN	7.7 - 11
501-550	451-500	↓	University of Management & Technology	PK	7.7 - 11
501-550		new	Xi'an University of Architecture & Technology	CN	7.7 - 11
501-550	451-500	↓	Yanbian University	CN	7.7 - 11
501-550		new	Yongsan University	KR	7.7 - 11



# APPLE2020

*Asia Pacific*

## NEW WORLD PARTNERSHIPS FOR RESILIENCE AND CLIMATE ACTION



25 - 27 NOVEMBER 2020



FIND OUT MORE at [www.qsapple.org](http://www.qsapple.org)

Destination Partners

BUSINESS  
EVENTS  
PERTH

Tourism  
WESTERN AUSTRALIA



PERTH CONVENTION AND  
EXHIBITION CENTRE



# QS University Rankings: India

1	<b>Indian Institute of Technology Bombay</b>	51-55	Panjab University
2	<b>Indian Institute of Science Bangalore</b>	51-55	Pondicherry University
3	<b>Indian Institute of Technology Delhi</b>	51-55	Sathyabama Inst of Science & Tech (Uni)
4	<b>Indian Institute of Technology Madras</b>	51-55	Cochin Uni of Science & Technology
5	<b>Indian Institute of Technology Kharagpur</b>	51-55	Dr H Gour Vishwavidyalaya Uni Sagar
6	<b>Indian Institute of Technology Kanpur</b>	56-60	O P Jindal Global University
7	<b>University of Delhi</b>	56-60	University of Kashmir, Srinagar
8	<b>University of Hyderabad</b>	56-60	University of Mysore, Mysore
9	<b>Indian Institute of Technology Roorkee</b>	56-60	Jamia Hamdard, New Delhi
10	<b>Indian Institute of Technology Guwahati</b>	56-60	NITTE (University)
11	University of Calcutta	61-65	SRM Institute of Science & Technology
12	Jadavpur University	61-65	Sardar Patel Uni, Vallabh Vidyanaagar
13	Indian Institute of Technology Indore	61-65	Nat Institute of Tech Karnataka Surathkal
14	Savitribai Phule Pune University	61-65	Shivaji University, Kolhapur
15	Indian Institute of Technology Hyderabad	61-65	Goa University
16	Anna University	66-70	KB Chaudhari N Maharashtra Uni Jalgaon
17	University of Mumbai	66-70	Sri Krishnadevaraya University, Anantpur
18	Birla Institute of Technology & Science	66-70	SASTRA (University)
19	Banaras Hindu University	66-70	KLE Acad of H Ed & Research, Belagavi
20	Indian Institute of Technology Bhubaneswar	66-70	Kalinga Institute of Industrial Technology
21	Jamia Millia Islamia, New Delhi	71-75	Saurashtra University, Rajkot
22	Institute of Chemical Tech, Mumbai	71-75	Gauhati University, Guwahati
23	Symbiosis InterNat (University)	71-75	Guru Nanak Dev University, Amristar
24	Alagappa University, Karaikudi	71-75	Banasthali Vidyapith
25	Indian Institute of Technology Ropar	71-75	Jawaharlal Nehru Technological Uni
26	Manipal Academy of Higher Education	76-80	University of Jammu
27	Nat Institute of Technology Tiruchirappalli	76-80	ICFAI Foundation for H Ed, Hyderabad
28	Vellore Institute of Technology	76-80	M Sayajirao Uni of Baroda, Vadodara
29	Nat Institute of Technology Rourkela	76-80	Gulbarga University
30	Thapar Inst of Engineering & Technology	76-80	Mohanlal Sukhadia University, Udaipur
31=	Aligarh Muslim University, Aligarh	81-85	CHRIST (University), Bengaluru
31=	JSS Acad of H Ed & Research (University)	81-85	Kumaun University, Nainital
33	Osmania University, Hyderabad	81-85	Hindustan Inst of Technology & Science
34	Tamil Nadu Agric University, Coimbatore	81-85	Koneru Lakshmaiah Edu Foundation
35	Tezpur University, Tezpur	81-85	Bharati Vidyapeeth University, Pune
36	Indian Institute of Technology Patna	81-85	B S Abdur Rahman Cres Inst of Sci & Tech
37	G B Pant Uniof Agric & Tech, Pantnagar	86-90	M A Kalam Azad Uni of Tech, W Bengal
38	Bangalore University	86-90	Jiwaji University, Gwalior
39	Annamalai University	86-90	Madurai Kamaraj University
40	Indian Inst of Info Technology, Allahabad	86-90	University of Allahabad
41=	Amrita Vishwa Vidyapeetham (University)	91-95	Jain (University)
41=	Indraprastha Inst of Info Technology, Delhi	91-95	Karnatak University, Dharwad
43	Amity University	91-95	Burdwan University, Bardhaman
44	Sri Venkateswara University	91-95	Kuvempu University, Shankaraghatta
45	University of Calicut	91-95	Ranchi University
46	Indian School of Mines University Dhanbad	96-100	Himachal Pradesh University, Shimla
47	Andhra University	96-100	University of Kalyani, Kalyani
48	Mangalore University	96-100	SNDT Women's University, Mumbai
49=	University of Kerala	96-100	D D Upadhyay Gorakhpur University
49=	Siksha 'O' Anusandhan (University)	96-100	University of North Bengal



We are looking for Dark Matter  
and seeking answers to the 100 most  
important questions in modern science

[www.english.nsu.ru](http://www.english.nsu.ru)

**N\*** Novosibirsk  
State  
University  
**\* THE REAL SCIENCE**

# QS University Rankings: EECA

*by Martin Ince*

The QS Ranking of universities in Emerging Europe and Central Asia (EECA) covers a massive arc of the Earth's surface from Estonia to Siberia. Most of this landmass was once part of the Soviet Union or its Eastern European sphere of influence, but the QS EECA Ranking also includes nations such as Turkey and Cyprus, in a total of 24 countries. The top 200 EECA universities are ranked in numerical order and the subsequent 150 in bands.

The top 20 EECA universities are in eight countries, ranging geographically from Estonia to Kazakhstan. Five are specialist science and technology institutions. The nations of the EECA region have prioritised scientific and technological development, including the production of a technically-qualified workforce. In view of its rich scientific and cultural history, it is no surprise that the world's biggest country has the most entries in this ranking. Russia contributes 104 of the 350 institutions. Turkey is in second place with 51. Russian universities also claim the prize places, with Moscow, St Petersburg and Novosibirsk making up the top three.

This ranking has been compiled on the basis of ten indicators, some of which are also used in the main QS World University Rankings®. The first two are based on global surveys of academics and employers around the world. These surveys, the mainstay of QS ranking for 16 years, now involve a sample of more than 140,000 people. Academics are asked their informed opinion about the top universities in the world for research in their subject, while employers are asked where they recruit the best graduates. Two further indicators inform potential students about the learning experience they might expect. One is the ratio of students to academic staff; in other words: How big will my class be? The other is the percentage of these academics with a PhD, the standard indicator of academic credibility.

Two measures of research quality are also applied. The first is the number of research papers produced over five years from each university, as recorded in the Scopus database which underlies all QS rankings. The other is the frequency with which these papers are cited by other academics, the accepted measure of research influence. Four measures are used to capture universities' global presence. Two relate to their complement of international faculty and students. A third looks at their record of publishing research jointly with international partners. And the fourth is a measure of their online visibility, based on the Webometrics ranking of university web activity.

These diverse indicators yield fascinating insights. Lomonosov Moscow State University is the region's top institution for academic and employer opinion. But the second and third institutions for academic esteem are in Czechia and Poland respectively. While the University of Cyprus is top for citations, five of the top 10 on this indicator are Turkish. The EECA region is also home to specialist providers in every field from aviation to linguistics. For example, in an ever changing and emerging world, you may not have heard of the Tashkent Institute of Irrigation and Melioration, the only Uzbek university represented and in a world of growing water shortages, it could just be the right choice for the ambitious student.



**ALWAYS REACHING HIGHER!**



**Explore culture and hospitality of Kazakhstan**



2020	2019		Institution		Score
1	1	→	<b>Lomonosov Moscow State University</b>	RU	100
2	3=	↑	<b>Saint-Petersburg State University</b>	RU	95.4
3	2	↓	<b>Novosibirsk State University</b>	RU	94.9
4	5	↑	<b>University of Tartu</b>	EE	94.2
5	3=	↓	<b>Charles University</b>	CZ	93.4
6	7	↑	<b>Jagiellonian University</b>	PL	90.4
7	6	↓	<b>University of Warsaw</b>	PL	89.4
8	13	↑	<b>Tomsk State University</b>	RU	89
9	9	→	<b>Czech Technical University In Prague</b>	CZ	87.2
10	11	↑	<b>Masaryk University</b>	CZ	86.6
11=	12	↑	Koç University	TR	86.3
11=	16	↑	Moscow Inst of Physics & Tech State Uni	RU	86.3
13	8	↓	Middle East Technical University	TR	86
14	15	↑	Warsaw University of Technology	PL	85
15	10	↓	Boğaziçi Üniversitesi	TR	84.5
16	14	↓	Bilkent University	TR	83.4
17	23=	↑	Nat Research Uni, Higher Sch of Economics (HSE)	RU	81.5
18=	19	↑	Al-Farabi Kazakh National University	KZ	81
18=	17	↓	Vilnius University	LT	81
20	21=	↑	Istanbul Technical University	TR	79.5
21	18	↓	Sabancı University	TR	79
22	21=	↓	Tallinn University of Technology	EE	77.2
23	25	↑	Brno University of Technology	CZ	76.6
24	26=	↑	Nat Res Nucl Uni Moscow Engineering Physics Inst	RU	76.2
25	23=	↓	Belarus State University	BY	75.6
26=	28	↑	Istanbul University	TR	74.2
26=	32	↑	University of Ljubljana	SI	74.2
28	20	↓	Eötvös Loránd University	HU	74.1
29	30	↑	Taras Shevchenko National University of Kyiv	UA	73.5
30	35	↑	Tomsk Polytechnic University	RU	73.1
31	36	↑	Bauman Moscow State Technical University	RU	72.4
32	39	↑	Vilnius Gediminas Technical University	LT	71.9
33	26=	↓	University of Szeged	HU	71.8
34	29	↓	Budapest University of Technology & Economics	HU	71.5
35	43	↑	Ural Federal University	RU	70.7
36	42	↑	Kazan Federal University	RU	70.3
37	30	↓	University of Debrecen	HU	69.9
38	37=	↓	University of Zagreb	HR	69.2
39	50=	↑	University of Latvia	LV	68.8
40	34	↓	Babes-Bolyai University	RO	68.5
41	33	↓	Hacettepe University	TR	68.3
42	37=	↓	University of Bucharest	RO	67.1
43	44	↑	Wrocław University of Science & Technology	PL	66.9

## QS University Rankings: EECA

2020	2019		Institution		Score
44	46	↑	Palacký University Olomouc	CZ	66.7
45	52	↑	National Uni of Science & Technology MISIS	RU	65.7
46	56	↑	ITMO University	RU	65.6
47	41	↓	Peter the Great St Petersburg Polytech Uni	RU	65.1
48	45	↓	Comenius University in Bratislava	SK	64.7
49	47	↓	Sofia University St Kliment Ohridski	BG	64.3
50	48	↓	Corvinus University of Budapest	HU	64.2
51	40	↓	L N Gumilyov Eurasian National University	KZ	63.1
52	55	↑	AGH University of Science and Technology	PL	62.6
53	50=	↓	Kaunas University of Technology	LT	62.3
54	57	↑	Riga Technical University	LV	61.4
55	58	↑	Slovak Uni of Technology in Bratislava	SK	59.6
56	54	↓	Moscow State Inst of Int Rels MGIMO Uni	RU	59.4
57	49	↓	University of Wrocław	PL	58.2
58	71	↑	RUDN University	RU	57.9
59	53	↓	University of Pécs	HU	57.6
60	64	↑	Adam Mickiewicz University	PL	56.8
61	74	↑	Vytautas Magnus University	LT	55
62	68	↑	Uni of Chemistry & Technology, Prague	CZ	54.5
63	60=	↓	University of Belgrade	RS	54.2
64	65	↑	Lobachevsky State Uni of Nizhni Novgorod	RU	54.1
65	66	↑	Czech Uni of Life Sciences in Prague	CZ	54
66	63	↓	Ankara Üniversitesi	TR	53.8
67	62	↓	Nat Tech Uni Ukraine, Kyiv Polytech Inst	UA	53.6
68=	59	↓	Alexandru Ioan Cuza University	RO	53.4
68=	60=	↓	V N Karazin Kharkiv National University	UA	53.4
70	67	↓	University of Maribor	SI	51.5
71	73	↑	Tallinn University	EE	50.8
72	69	↓	University Politehnica of Bucharest	RO	49.8
73	70	↓	Kazakh Nat Technical Uni K I Satpayev	KZ	48.3
74	72	↓	West University of Timisoara	RO	48.2
75	106	↑	Mendel University in Brno	CZ	47.9
76	75	↓	University of Nova Gorica	SI	47.4
77=	76	↓	Technical University of Ostrava	CZ	47
77=	79	↑	University of Silesia	PL	47
79	83	↑	Cracow University of Technology	PL	46.8
80=	84=	↑	Poznan University of Technology	PL	45.5
80=	80	→	Gheorghe Asachi Technical Uni of Iasi	RO	45.5
82	81	↓	University of Gdansk	PL	45
83	78	↓	University of Łódź	PL	44.9
84	84=	→	Plekhanov Russian Uni of Economics	RU	44.1
85	92=	↑	Tomas Bata University in Zlin	CZ	43.4
86	109=	↑	Ivane Javakhishvili Tbilisi State Uni	GE	43.1

2020	2019		Institution		Score
87		new	Yildiz Technical University	TR	43
88=	88	→	Nicolaus Copernicus University	PL	42.6
88=	84=	↓	Southern Federal University	RU	42.6
90	87	↓	Far Eastern Federal University	RU	42.4
91	161-170	↑	University of Pannonia	HU	42.3
92	82	↓	Novosibirsk State Technical Uni	RU	42
93	90	↓	Gazi Üniversitesi	TR	40.8
94	77	↓	Kazakh-British Technical Uni	KZ	40.6
95	118=	↑	Silesian Uni of Technology, Gliwice	PL	40.4
96		new	University of Cyprus	CY	40.3
97	96	↓	Kazakh National Agrarian University	KZ	40.2
98=	94	↓	New Economic School, Russia	RU	39.7
98=	98	→	Samara National Research University	RU	39.7
100	89	↓	Ege Üniversitesi	TR	39.6
101=	92=	↓	Łódź University of Technology	PL	39.5
101=	112	↑	Warsaw University of Life Sciences	PL	39.5
103	95	↓	Belarusian National Technical Uni	BY	39.3
104	100	↓	Technical University of Kosice	SK	39.2
105	103=	↓	Kazakh Nat Pedagogical Uni Abai	KZ	38.6
106=	91	↓	University of Nicosia	CY	38.5
106=	97	↓	University of Split	HR	38.5
108	108	→	Gdansk University of Technology	PL	38
109	107	↓	Polytechnic University of Timișoara	RO	37.7
110	101	↓	Szent István University Gödöllő	HU	37.6
111		new	Poznan University of Life Sciences	PL	37.1
112	118=	↑	Technical University of Liberec	CZ	36.9
113=	103=	↓	National Uni Lviv Polytechnic	UA	36.8
113=	102	↓	University of Rijeka	HR	36.8
115		new	Lithuanian Uni of Health Sciences	LT	35.5
116	115	↓	Klaipeda University	LT	35.4
117=	109=	↓	Sumy State University	UA	35.2
117=	105	↓	University of West Bohemia	CZ	35.2
119	113=	↓	Technical University of Cluj-Napoca	RO	34.8
120	146=	↑	University of Sarajevo	BA	34.7
121	125=	↑	University of Miskolc	HU	34.5
122	132	↑	Siberian Federal University	RU	34.2
123	122	↓	University of South Bohemia	CZ	34.1
124	99	↓	M O Auezov South Kazakhstan Sta Uni	KZ	34
125	116	↓	Nat Uni of Kyiv-Mohyla Academy	UA	33.5
126		new	Ss Cyril & Methodius Uni of Skopje	MK	32.9
127	136	↑	Istanbul Bilgi Üniversitesi	TR	32.7
128=	120	↓	Nat Tech Uni Kharkiv Polytech Inst	UA	32.6
128=	135	↑	South Ural State University	RU	32.6

## QS University Rankings: EECA

2020	2019		Institution		Score
130	129	↓	University of Pardubice	CZ	32.4
131	121	↓	Nat Research Saratov State Uni	RU	32.3
132	113=	↓	Dokuz Eylül Üniversitesi	TR	32.1
133=	124	↓	Izmir Yüksek Teknoloji Enstitüsü	TR	31.9
133=	125=	↓	University of Novi Sad	RS	31.9
133=	141	↑	University of Primorska	SI	31.9
136	111	↓	Gebze Yüksek Teknoloji Enstitüsü	TR	31.8
137=	123	↓	Erciyes Üniversitesi	TR	31.2
137=	171-180	↑	Transilvania University of Brasov	RO	31.2
137=	161-170	↑	Uni Dunarea de Jos of Galati	RO	31.2
140	130=	↓	Russ Pres Acad Nat Econ & Public Admin	RU	30.8
141	117	↓	Riga Stradins University	LV	30.4
142=	144	↑	Altai State University	RU	30.2
142=	148	↑	Mykolas Romeris University	LT	30.2
144	142=	↓	University of Suceava	RO	30.1
145=	133	↓	Saint-Petersburg Electrotechnical Uni	RU	29.9
145=	130	↓	Voronezh State University	RU	29.9
147	138=	↓	University of Niš	RS	29.8
148		new	Anadolu University	TR	29.7
149		new	KIMEP	KZ	29.5
150	134	↓	Pavol Josef Safarik University	SK	29.2
151	127=	↓	E A Buketov Karaganda State Uni	KZ	29.1
152		new	Kazakh National Medical Uni	KZ	28.9
153	140	↓	Nat Res Uni Moscow Aviation Inst	RU	28.5
154	138	↓	First Moscow State Medical Uni	RU	28.3
155=	127=	↓	Bucharest Uni of Economic Studies	RO	28.2
155=	151-160	→	Technical University of Lublin	PL	28.2
157		new	Marmara University	TR	28.1
158=	137	↓	State Uni Informatics & Radioelecs	BY	28
158=		new	Medical University Sofia	BG	28
160	151-160	→	Mendeleev Uni of Chemical Tech	RU	27.6
161	151-160	↓	University of Ostrava	CZ	27.5
162		new	University of Opole	PL	27.2
163	151-160	↓	American University of Central Asia	KG	27.1
164	149=	↓	Nat Res Uni Moscow Power Eng Inst	RU	26.9
165	151-160	↓	University of Žilina	SK	26.8
166	149=	↓	Sarajevo School of Science & Tech	BA	26.7
167	151-160	↓	Belgorod State University	RU	26.6
168=	181-190	↑	Eastern Mediterranean University	TR	26.5
168=	151-160	↓	University of Hradec Kralove	CZ	26.5
170	131	↓	American University in Bulgaria	BG	26.4
171	151-160	↓	Yerevan State University	AM	26.3
172	171-180	→	University of Zielona Góra	PL	26.2

2020	2019		Institution		Score
173	146=	↓	St.Petersburg Mining University	RU	25.9
174=	161-170	↓	Financial Uni Gov of the Russian Fed	RU	25.6
174=	161-170	↓	Latvia Uni of Life Sciences & Tech	LV	25.6
176	171-180	→	University of Sibiu	RO	25.2
177=	181-190	↑	Atatürk Üniversitesi	TR	25.1
177=	161-170	↓	Constantine the Philosopher Uni	SK	25.1
177=	171-180	→	Cukurova University	TR	25.1
180	145	↓	TOBB Uni of Economics & Technology	TR	24.8
181	181-190	→	Perm Nat Research Polytechnic Uni	RU	24.6
182	161-170	↓	NRU Gubkin Russian Sta Uni of Oil & Gas	RU	24.4
183		new	Abdullah Gul University	TR	24.3
184	151-160	↓	NRU of Electronic Technology MIET	RU	24
185	191-200	↑	Russian-Armenian (Slavonic) Sta Uni	AM	23.8
186	161-170	↓	Tomsk State Pedagogical University	RU	23.7
187	191-200	↑	Akdeniz Üniversitesi	TR	23.6
188	161-170	↓	Immanuel Kant Baltic Federal Uni	RU	23.5
189	161-170	↓	Ozyegin University	TR	23.4
190=	161-170	↓	D Serikbayev E Kazakhstan Sta Tech Uni	KZ	23.3
190=		new	Kyrgyzstan-Turkey Manas University	KG	23.3
190=	181-190	→	University of Craiova	RO	23.3
193	181-190	↓	Kazan National Research Technical Uni	RU	22.7
194		new	Pázmány Péter Catholic University	HU	22.5
195=	171-180	↓	University of Bialystok	PL	22.4
195=	151-160	↓	Yanka Kupala State University of Grodno	BY	22.4
197=	191-200	→	Galatasaray Üniversitesi	TR	22.3
197=	171-180	↓	Karaganda State Technical University	KZ	22.3
199=		new	Moscow State Uni of Food Production	RU	22.2
199=		new	Óbuda University	HU	22.2
201-210	142=	↓	Baku State University	AZ	20.7 - 22.1
201-210	191-200	↓	Firat Üniversitesi	TR	20.7 - 22.1
201-210	201-250	→	Herzen Sta Pedagogical Uni Russia	RU	20.7 - 22.1
201-210	201-250	→	J J Strossmayer Uni in Osijek	HR	20.7 - 22.1
201-210	171-180	↓	Kazan Nat Research Technological Uni	RU	20.7 - 22.1
201-210	181-190	↓	Nat Uni of Life & Environ Sciences	UA	20.7 - 22.1
201-210	181-190	↓	Ogarev Mordovia State University	RU	20.7 - 22.1
201-210	161-170	↓	Perm State University	RU	20.7 - 22.1
201-210	201-250	→	St Petersburg State Inst of Tech	RU	20.7 - 22.1
201-210	201-250	→	Széchenyi István University	HU	20.7 - 22.1
201-210	201-250	→	University of Sopron	HU	20.7 - 22.1
211-220	171-180	↓	Donetsk National Technical Uni	UA	20 - 20.6
211-220	191-200	↓	Izmir Ekonomi Üniversitesi	TR	20 - 20.6
211-220	201-250	→	K A Yassawi Int Kazakh-Turkish Uni	KZ	20 - 20.6
211-220	201-250	→	Moscow State Uni of Civil Engineering	RU	20 - 20.6



## QS University Rankings: EECA

2020	2019		Institution		Score
211-220	201-250	→	Moscow Sta Uni of Technology STANKIN	RU	20 - 20.6
211-220	201-250	→	Nat Bohdan Khmelnytsky Uni of Cherkasy	UA	20 - 20.6
211-220	191-200	↓	Tomsk Sta Uni Contr Systems & Radioelec	RU	20 - 20.6
211-220	201-250	→	Tyumen State University	RU	20 - 20.6
211-220	201-250	→	University of Oradea	RO	20 - 20.6
221-230	191-200	↓	Almaty Technological University	KZ	18.7 - 19.9
221-230	181-190	↓	Cankaya Üniversitesi	TR	18.7 - 19.9
221-230		new	Harran Üniversitesi	TR	18.7 - 19.9
221-230	201-250	→	Irkutsk State University	RU	18.7 - 19.9
221-230	161-170	↓	Khazar University	AZ	18.7 - 19.9
221-230	191-200	↓	Moscow State Linguistic University	RU	18.7 - 19.9
221-230		new	Omsk State Technical University	RU	18.7 - 19.9
221-230	201-250	→	Russian Sta Uni for Humanities RGGU	RU	18.7 - 19.9
221-230		new	University of Nyíregyháza	HU	18.7 - 19.9
221-230	201-250	→	University of Rzeszów	PL	18.7 - 19.9
221-230		new	Varna University of Management	BG	18.7 - 19.9
231-240	201-250	→	Canakkale Onsekiz Mart Üni	TR	18.1 - 18.5
231-240		new	Daugavpils University	LV	18.1 - 18.5
231-240	201-250	→	Gdynia Maritime University	PL	18.1 - 18.5
231-240	181-190	↓	Moscow Technological University	RU	18.1 - 18.5
231-240	201-250	→	N Eastern Federal Uni in Yakutsk	RU	18.1 - 18.5
231-240	201-250	→	N Arctic Federal Uni M V Lomonosov	RU	18.1 - 18.5
231-240	201-250	→	Penza State University	RU	18.1 - 18.5
231-240	201-250	→	Ulyanovsk State University	RU	18.1 - 18.5
231-240		new	University of Kaposvár	HU	18.1 - 18.5
231-240		new	Uzhhorod National University	UA	18.1 - 18.5
241-250	201-250	→	American University of Armenia	AM	17.2 - 18
241-250	191-200	↓	Atilim Üniversitesi	TR	17.2 - 18
241-250	201-250	→	Baskent Üniversitesi	TR	17.2 - 18
241-250	201-250	→	Donetsk National University	UA	17.2 - 18
241-250	161-170	↓	Ablai Khan Uni Int Rels & Wrld Langs	KZ	17.2 - 18
241-250		new	Kharkiv Nat Uni of Radioelectronics	UA	17.2 - 18
241-250	201-250	→	Moscow Tech Uni of Comms & Informatics	RU	17.2 - 18
241-250	201-250	→	National Aviation University	UA	17.2 - 18
241-250	201-250	→	Petrozavodsk State University	RU	17.2 - 18
241-250	251-300	↑	Sakarya University	TR	17.2 - 18
241-250		new	St Petersburg State Uni of Economics	RU	17.2 - 18
251-300	201-250	↓	Abant İzzet Baysal Üniversitesi	TR	13.3 - 17.1
251-300	251-300	→	Adnan Menderes Üniversitesi	TR	13.3 - 17.1
251-300	181-190	↓	Azerbaijan State Uni of Economics	AZ	13.3 - 17.1
251-300	251-300	→	Celal Bayar Üniversitesi	TR	13.3 - 17.1
251-300	251-300	→	Cumhuriyet Üniversitesi	TR	13.3 - 17.1
251-300	251-300	→	Don State Technical University	RU	13.3 - 17.1

2020	2019		Institution		Score
251-300	251-300	→	Dumlupınar Üniversitesi	TR	13.3 - 17.1
251-300		new	Eszterházy Károly University, Eger	HU	13.3 - 17.1
251-300	251-300	→	Gaziosmanpaşa Üniversitesi	TR	13.3 - 17.1
251-300	251-300	→	I I Polzunov Altai State Technical Uni	RU	13.3 - 17.1
251-300	251-300	→	I Zhansugurov Zhetysay State University	KZ	13.3 - 17.1
251-300	251-300	→	İnönü Üniversitesi	TR	13.3 - 17.1
251-300		new	Irkutsk Nat Research Technical Uni	RU	13.3 - 17.1
251-300	201-250	↓	İsik Üniversitesi	TR	13.3 - 17.1
251-300	251-300	→	Istanbul Aydın University	TR	13.3 - 17.1
251-300	251-300	→	Istanbul Ticaret Üniversitesi	TR	13.3 - 17.1
251-300	251-300	→	Jan Evangelista Purkyně University	CZ	13.3 - 17.1
251-300	201-250	↓	Kadir Has Üniversitesi	TR	13.3 - 17.1
251-300	201-250	↓	Moscow Pedagogical State University	RU	13.3 - 17.1
251-300	251-300	→	Moscow Polytechnic University	RU	13.3 - 17.1
251-300	201-250	↓	Namik Kemal University	TR	13.3 - 17.1
251-300	201-250	↓	Narxoz University	KZ	13.3 - 17.1
251-300	201-250	↓	National Mining University	UA	13.3 - 17.1
251-300	251-300	→	North-Caucasus Federal University	RU	13.3 - 17.1
251-300	251-300	→	Nosov Magnitogorsk Sta Technical Uni	RU	13.3 - 17.1
251-300	201-250	↓	Ovidius University of Constanta	RO	13.3 - 17.1
251-300	201-250	↓	Pavlodar State Uni Toraighyrov	KZ	13.3 - 17.1
251-300	251-300	→	Petersburg State Transport University	RU	13.3 - 17.1
251-300	201-250	↓	Sta Agrarian Uni K A Timiryazev	RU	13.3 - 17.1
251-300		new	Russian State Social University	RU	13.3 - 17.1
251-300	201-250	↓	S Seifullin Kazakh Agro Technical Uni	KZ	13.3 - 17.1
251-300		new	St Petersburg Uni Man Tech & Economics	RU	13.3 - 17.1
251-300	201-250	↓	Samara Polytech State Technical Uni	RU	13.3 - 17.1
251-300	251-300	→	Siberian State Aerospace University	RU	13.3 - 17.1
251-300	251-300	→	Silesian University in Opava	CZ	13.3 - 17.1
251-300	201-250	↓	S Kuznets Kharkiv Nat Uni of Economics	UA	13.3 - 17.1
251-300	201-250	↓	Southwest State University	RU	13.3 - 17.1
251-300	201-250	↓	Tambov State Technical University	RU	13.3 - 17.1
251-300	201-250	↓	National University of Ostroh Academy	UA	13.3 - 17.1
251-300	251-300	→	Ufa State Aviation Tech Uni (USATU)	RU	13.3 - 17.1
251-300		new	Uni Agric Scis & Veterinary Medicine	RO	13.3 - 17.1
251-300	201-250	↓	University of Dubrovnik	HR	13.3 - 17.1
251-300		new	University of Mostar	BA	13.3 - 17.1
251-300	251-300	→	University of Prishtina	CS-KM	13.3 - 17.1
251-300		new	Volgograd State Technical University	RU	13.3 - 17.1
251-300	201-250	↓	Volgograd State University	RU	13.3 - 17.1
251-300		new	Yıldırım Beyazıt Üniversitesi	TR	13.3 - 17.1
251-300		new	Yuri Gagarin Sta Technical Uni Saratov	RU	13.3 - 17.1
301-350	251-300	↓	Vasile Goldiș Western Uni of Arad	RO	7.7 - 13.1

## QS University Rankings: EECA

2020	2019		Institution		Score
301-350	251-300	↓	Afyon Kocatepe Üniversitesi	TR	7.7 - 13.1
301-350	201-250	↓	AZ Architecture & Construction Uni	AZ	7.7 - 13.1
301-350	201-250	↓	Azerbaijan Diplomatic Academy	AZ	7.7 - 13.1
301-350	251-300	↓	Balikesir Üniversitesi	TR	7.7 - 13.1
301-350		new	Bashkir State University	RU	7.7 - 13.1
301-350	251-300	↓	Belgorod State Tech Uni V G Shoukhov	RU	7.7 - 13.1
301-350		new	Dostoevsky Omsk State University	RU	7.7 - 13.1
301-350		new	European University	MK	7.7 - 13.1
301-350	251-300	↓	Georgian Technical University	GE	7.7 - 13.1
301-350	251-300	↓	Istanbul Kültür Üniversitesi	TR	7.7 - 13.1
301-350	251-300	↓	Ivanovo Sta Power Eng Uni V I Lenin	RU	7.7 - 13.1
301-350	251-300	↓	Kalashnikov Izhevsk Sta Technical Uni	RU	7.7 - 13.1
301-350		new	Károli Gáspár Uni of Reformed Church	HU	7.7 - 13.1
301-350		new	KZ State Women's Teacher Training Uni	KZ	7.7 - 13.1
301-350	251-300	↓	Kiev National Linguistics University	UA	7.7 - 13.1
301-350	251-300	↓	Kremenchuk M Ostrohradskyi Nat Uni	UA	7.7 - 13.1
301-350	251-300	↓	Kuban State University	RU	7.7 - 13.1
301-350	251-300	↓	Kyzylorda State University	KZ	7.7 - 13.1
301-350	251-300	↓	Moldova State University	MD	7.7 - 13.1
301-350	251-300	↓	Moldova Technical University	MD	7.7 - 13.1
301-350	251-300	↓	Moscow City University	RU	7.7 - 13.1
301-350		new	Moscow Sta Uni Railway Engineering MIIT	RU	7.7 - 13.1
301-350	201-250	↓	N KZ State University M Kozybayev	KZ	7.7 - 13.1
301-350		new	Rostov State University of Economics	RU	7.7 - 13.1
301-350		new	St Petersburg Sta Uni of Arch & Civil Eng	RU	7.7 - 13.1
301-350	251-300	↓	St Petersburg Sta Uni of Aerospace Instr	RU	7.7 - 13.1
301-350	251-300	↓	Samara State University of Economics	RU	7.7 - 13.1
301-350	251-300	↓	Semey State Uni named after Shakarim	KZ	7.7 - 13.1
301-350	201-250	↓	Siauliai University	LT	7.7 - 13.1
301-350		new	Taraz State Uni named after M Kh Dulaty	KZ	7.7 - 13.1
301-350		new	Tashkent Inst of Irrigation & Melioration	UZ	7.7 - 13.1
301-350		new	Ural State University of Economics	RU	7.7 - 13.1
301-350		new	Transport & Telecomm Institute, Riga	LV	7.7 - 13.1
301-350		new	Tver State Technical University (TSTU)	RU	7.7 - 13.1
301-350		new	Tyumen industrial University	RU	7.7 - 13.1
301-350	251-300	↓	Ufa State Petroleum Technological Uni	RU	7.7 - 13.1
301-350	251-300	↓	Uni Arch, Civil Engineering & Geodesy	BG	7.7 - 13.1
301-350	251-300	↓	University of Banja Luka	BA	7.7 - 13.1
301-350		new	University of Kragujevac	RS	7.7 - 13.1
301-350		new	University of Tirana	AL	7.7 - 13.1
301-350	251-300	↓	University of Tuzla	BA	7.7 - 13.1
301-350	251-300	↓	University of Zadar	HR	7.7 - 13.1
301-350		new	V I Vernadsky Crimean Federal Uni	RU	7.7 - 13.1

2020	2019		Institution		Score
301-350	251-300	↓	Vinnitsia National Technical University	UA	7.7 - 13.1
301-350		new	Vistula University	PL	7.7 - 13.1
301-350		new	Voronezh Institute of High Technologies	RU	7.7 - 13.1
301-350	251-300	↓	Voronezh Sta Uni of Engineering Techs	RU	7.7 - 13.1
301-350	251-300	↓	Yaroslavl State University	RU	7.7 - 13.1
301-350	251-300	↓	Yaroslav-the-Wise Novgorod State Uni	RU	7.7 - 13.1



# Enabling higher education institutions to achieve their objectives through evidence based decision making

## QS Stars

The QS rating system is an evidence-based quality standard that evaluates an institution on a range of key performance areas awarding them between 1 and 5+ stars. As well as guiding internal improvement strategies, QS Stars highlights an institution's main strengths to potential students and partners.

## Rankings Tracker

Provides comparative data regarding an institution's ranking performance relative to a set of selected peer universities.

## Subject Rankings Tracker

Enables higher education institutions to acquire exclusive, detailed data underlying ranks and scores in up to 48 academic areas.

## Academic Reputation Tracker

Gives you insights into your institution's academic performance based on QS Academic Survey responses.

## Employer Reputation Tracker

Grants you access to our comprehensive analysis of your institution's employer performance based on QS Employer Survey responses.

## Rankings Entry Evaluation

Provides non-ranked institutions with a thorough evaluation into the QS World University Rankings entry requirements.

## MoveON

Improves mobility programs that support thousands of incoming and outgoing students throughout the year.



# QS University Rankings: Latin America

*by John O'Leary*

The leading Latin American universities have been moving up the QS World University Rankings® (WUR) in recent years, and their growing strength shows in a highly competitive regional ranking. The top two institutions did not change in the 2020 comparisons, but there were impressive performances in a number of the 20 countries represented.

Pontificia Universidad Católica de Chile (PUC) enjoyed a third successive year at the top of the QS University Rankings: Latin America (LATUR). But its nearest challenger, the Universidade de São Paulo (USP), is closing the gap and was less than a point behind in the 2020 edition of the regional ranking, which included 400 universities for the first time. Those in the top 150 were given precise positions, while the remainder were banded in groups of 10 as far as 200, and in groups of 50 below that.

The Latin American ranking brings together universities in Central and South America, a natural region for comparisons in research and international student recruitment. Like other regional rankings published by QS, it uses different measures to those in the WUR to reflect the priorities of the region and facilitate the expansion of the number of universities featured. The eight indicators include the proportion of academics with PhDs, the number of papers per faculty member, and a measure of international research networks, which assesses the level of international collaboration in research through joint authorship of papers.

This methodology naturally produces some contrasts with positions in the WUR. Top-placed PUC, which is based in Santiago, rose to 127th in the 2020 edition of the WUR, but was still 11 places behind USP in the global comparison. Both had some way to go to catch Universidad Nacional Autónoma de México (UNAM) in the world rankings, in which the Mexican university's strong academic reputation helped it to rise 10 places to the verge of the top 100 in 2020.

Five different universities led in at least one of the eight regional measures. Academics responding to QS's reputational survey regarded UNAM as the leading university in Latin America, while PUC was the top performer in the equivalent employers' survey. UNAM also made the greatest impact online, according to the research by Webometrics used for LATUR. Academics at USP published the most papers and had the most extensive international networks. El Colegio de México, although sharing 82nd rank, had the best staffing levels and the second-highest proportion of staff with a PhD. The university with the most citations per paper, Colombia's Universidad de Santander, performed outside the top 200 in the overall ranking, perhaps because data was not available for several of the indicators.

## QS University Rankings: Latin America

2020	2019		Institution		Score
<b>1</b>	1	→	<b>Pontificia Uni Católica de Chile</b>	CL	100
<b>2</b>	2	→	<b>Universidade de São Paulo</b>	BR	99.4
<b>3</b>	6	↑	<b>Tecnológico de Monterrey</b>	MX	98.4
<b>4</b>	5	↑	<b>Universidad de Los Andes Colombia</b>	CO	97.2
<b>5</b>	3	↓	<b>Universidade Estadual de Campinas</b>	BR	96.4
<b>6</b>	4	↓	<b>Uni Nacional Autónoma de México</b>	MX	96.3
<b>7</b>	7	→	<b>Universidad de Chile</b>	CL	96.1
<b>8</b>	8	→	<b>Universidad de Buenos Aires</b>	AR	93.4
<b>9</b>	9	→	<b>Universidade Federal do Rio de Janeiro</b>	BR	90
<b>10</b>	10	→	<b>Universidad Nacional de Colombia</b>	CO	89.4
11	11	→	Uni Est Paulista Júlio de Mesquita Filho	BR	83.9
12	14	↑	Universidad de Concepción	CL	83.1
13	13	→	Universidad de Santiago de Chile	CL	82.1
14	15=	↑	Universidad de Antioquia	CO	80.7
15	12	↓	Pontificia Uni Católica do Rio de Janeiro	BR	80
16	17	↑	Pontificia Universidad Javeriana	CO	79.4
17	15=	↓	Universidade Federal de Minas Gerais	BR	78.4
18	21	↑	Pontificia Universidad Católica del Perú	PE	77.4
19=	19=	→	Universidad de Costa Rica	CR	74.9
19=	18	↓	Uni Federal do Rio Grande Do Sul	BR	74.9
21	25	↑	Pontificia Uni Católica de Valparaíso	CL	73.6
22	22	→	Universidade Federal de Santa Catarina	BR	73.3
23	19=	↓	Universidad de la Habana	CU	73.2
24	28	↑	Universidad Adolfo Ibáñez	CL	72.6
25	23	↓	Instituto Politécnico Nacional	MX	72.5
26	26	→	Universidad Nacional de La Plata	AR	71.3
27	24	↓	Universidad Torcuato Di Tella	AR	70.9
28	29=	↑	Universidad Autónoma Metropolitana	MX	70.7
29	27	↓	Universidade de Brasília	BR	70
30	31	↑	Universidade Federal de São Paulo	BR	69.2
31	29=	↓	Universidad Nacional de Córdoba	AR	67.7
32	33	↑	Universidade Federal do Paraná	BR	67.1
33	32	↓	Universidad Austral	AR	67
34	35	↑	Universidad Austral de Chile	CL	66.2
35	34	↓	Universidade Federal de São Carlos	BR	66
36	37=	↑	Universidad Diego Portales	CL	65.6
37	36	↓	Uni Técnica Federico Santa María	CL	65.4
38	44	↑	Universidad Simón Bolívar Venezuela	VE	65.3
39	42	↑	Instituto Tec Autonomo de México	MX	64.7
40	45	↑	Universidad de Puerto Rico	PR	63.5
41	40	↓	Universidad de San Andrés	AR	63.4
42	39	↓	Universidad Iberoamericana	MX	63.2
43	37=	↓	Universidad Central de Venezuela	VE	62.7

2020	2019		Institution		Score
44	43	↓	P Uni Cat S María de los Buenos Aires	AR	62.1
45	41	↓	Universidade Federal do Pernambuco	BR	61.9
46	47	↑	Universidad de Guadalajara	MX	61.4
47	52	↑	Universidad del Rosario	CO	60.3
48	55	↑	Universidad Autónoma de Nuevo León	MX	59.9
49	48	↓	Universidad de la República	UY	57.4
50	56	↑	Universidad de las Américas Puebla	MX	56.7
51=	46	↓	Pontificia Uni Católica de São Paulo	BR	55.8
51=	53	↑	Uni do Estado do Rio de Janeiro	BR	55.8
53	61	↑	Universidad de Talca	CL	55.2
54	50	↓	Universidade Federal Fluminense	BR	55.1
55=	49	↓	P Uni Católica do Rio Grande do Sul	BR	54.9
55=	51	↓	Universidad de San Francisco de Quito	EC	54.9
57	58	↑	Instituto Tecnológico de Buenos Aires	AR	54.4
58	59	↑	Universidad del Valle	CO	54.1
59	60	↑	Universidad Nacional de Rosario	AR	53.7
60	57	↓	Universidade Federal do Ceará	BR	53.6
61	54	↓	Universidad Nacional Costa Rica	CR	53.1
62	68	↑	Universidad de La Sabana	CO	52.6
63	67	↑	Universidad EAFIT	CO	52.2
64	64	→	Esc Superior Politécnica del Litoral	EC	51.8
65	76	↑	Universidad del Norte	CO	51.2
66	66	→	Uni Autónoma del Estado de México	MX	51.1
67	83	↑	Universidad de los Andes Chile	CL	50.5
68	74=	↑	Uni Nacional Mayor de San Marcos	PE	49.6
69	72	↑	Universidad Pontificia Bolivariana	CO	49.2
70=	62	↓	Tecnológico de Costa Rica	CR	49.1
70=	82	↑	Universidad Andrés Bello	CL	49.1
70=	73	↑	Universidad Industrial de Santander	CO	49.1
73=	81	↑	Universidad de la Frontera	CL	48.8
73=	70=	↓	Uni Peruana Cayetano Heredia	PE	48.8
75=	70=	↓	Pontificia Uni Católica del Ecuador	EC	48.6
75=	63	↓	Universidad Anahuac	MX	48.6
77	69	↓	Universidade Federal de Viçosa	BR	48.3
78	65	↓	Universidade Federal da Bahia	BR	48.2
79	78=	↓	Universidade Federal de Pelotas	BR	48
80	84	↑	Universidad de Valparaíso	CL	47.3
81	77	↓	Uni Federal do Rio Grande do Norte	BR	47.1
82=	86=	↑	Colegio de México	MX	47
82=	90	↑	Universidad de los Andes Mérida	VE	47
84	74=	↓	Universidad Católica Andrés Bello	VE	46.9
85	80	↓	Universidad de Montevideo	UY	45.7
86	102	↑	Universidade Estadual de Londrina	BR	45.6



## QS University Rankings: Latin America

2020	2019		Institution		Score
87	89	↑	Universidade Federal de Santa Maria	BR	45.3
88	98	↑	Uni Autónoma de San Luis de Potosí	MX	45.1
89=	91=	↑	Benemérita Uni Autónoma de Puebla	MX	45
89=	96	↑	Universidad de Guanajuato	MX	45
91	93	↑	Uni de Oriente Santiago de Cuba	CU	44.9
92	99=	↑	Universidade Estadual de Maringá	BR	44.6
93=	85	↓	Universidad Nacional del Litoral	AR	44.5
93=	94	↑	Universidade Federal de Juiz de Fora	BR	44.5
95	99=	↑	Universidad Católica del Norte	CL	44.2
96	88	↓	Universidad Nacional del Sur	AR	44.1
97	91=	↓	Universidade Federal de Goiás	BR	43.9
98=	126=	↑	Escuela Politécnica Nacional	EC	43.8
98=	113	↑	Universidad Panamericana	MX	43.8
100	111	↑	Universidad Tecnológica Nacional	AR	43.3
101=	114	↑	Universidad ICESI	CO	43.2
101=	104	↑	Universidad ORT Uruguay	UY	43.2
103	122=	↑	Universidad del Desarrollo	CL	42.3
104	99=	↓	Universidad Externado de Colombia	CO	42.1
105	105	→	Universidad Católica del Uruguay	UY	41.8
106	106=	→	Universidad de Monterrey	MX	41.6
107=	118	↑	Universidad de Palermo	AR	41.2
107=	109=	↑	Universidade Federal da Paraíba	BR	41.2
107=	106=	↓	Universidade Federal de Ouro Preto	BR	41.2
110=	115	↑	Universidad del Bio-Bio	CL	41.1
110=	86=	↓	Universidad Nacional de Mar del Plata	AR	41.1
112	112	→	Universidade Federal de Uberlândia	BR	40.6
113	103	↓	Universidade Presbiteriana Mackenzie	BR	40.5
114	109=	↓	Universidade Federal do Espírito Santo	BR	40.3
115	78=	↓	Universidad de Belgrano	AR	40.2
116	116=	→	Universidade Federal de Lavras	BR	39.9
117	97	↓	Universidad Nacional de Cuyo	AR	39.4
118		new	Universidade Federal do ABC	BR	39.2
119	128	↑	Uni Nacional de Ingeniería Peru	PE	39
120	120	→	Universidad de Tarapaca	CL	38.9
121	129	↑	Uni Tecnológica Federal do Paraná	BR	38.4
122	126=	↑	Uni Federal de Campina Grande	BR	38
123	131=	↑	Universidade Federal de Itajubá	BR	37.4
124=	125	↑	Universidad Nacional de Quilmes	AR	37.2
124=	121	↓	Universidade Federal do Pará	BR	37.2
126	119	↓	Universidad Tecnológica de Panamá	PA	37.1
127	124	↓	Pontificia Uni Católica do Paraná	BR	37
128	95	↓	Universidad Nacional de San Martín	AR	36.7
129	146=	↑	Universidade Federal do Rio Grande	BR	36.4

2020	2019		Institution		Score
130		new	Uni de las Ciencias Informáticas	CU	36.2
131	106=	↓	Universidad Nacional de Asunción	PY	36.1
132	133	↑	Uni Estadual de Ponta Grossa	BR	35.9
133	144=	↑	Universidad Católica de Córdoba	AR	35.6
134	141=	↑	Uni do Vale do Rio dos Sinos	BR	35.5
135	161-170	↑	Universidad del Pacifico	PE	35.3
136=	122=	↓	Universidad Iberoamericana	DO	35
136=	148	↑	Universidad Veracruzana	MX	35
138	135	↓	Universidade Federal de Mato Grosso	BR	34.9
139	138	↓	Universidad Central del Ecuador	EC	34.4
140=	137	↓	Universidad Nacional de Tucumán	AR	34.3
140=	161-170	↑	Universidade Federal de Alagoas	BR	34.3
142=	146=	↑	Universidad de Antofagasta	CL	34.2
142=	151-160	↑	Universidade Federal de Sergipe	BR	34.2
144=	171-180	↑	Universidad Nacional Agraria la Molina	PE	34
144=	151-160	↑	Uni Federal do Mato Grosso do Sul	BR	34
146=	116=	↓	Universidad Mayor de San Andrés	BO	33.8
146=	150	↑	Uni do Estado de Santa Catarina	BR	33.8
148	136	↓	Universidad Autónoma de Querétaro	MX	33.3
149=	171-180	↑	Universidad de Panamá	PA	33.2
149=	131=	↓	Uni Federal do Triângulo Mineiro	BR	33.2
151-160	151-160	→	Universidad Alberto Hurtado	CL	32.2 - 33.1
151-160	161-170	↑	Uni Autónoma de Baja California	MX	32.2 - 33.1
151-160	161-170	↑	Universidad Autónoma de Yucatán	MX	32.2 - 33.1
151-160	130	↓	Uni Autónoma del Estado de Morelos	MX	32.2 - 33.1
151-160	201-250	↑	Uni Central Marta Abreu de Las Villas	CU	32.2 - 33.1
151-160	134	↓	Universidad de La Serena	CL	32.2 - 33.1
151-160	139	↓	Universidad del Valle de Guatemala	GT	32.2 - 33.1
151-160	144=	↓	Universidad Nacional de San Luis	AR	32.2 - 33.1
151-160	181-190	↑	Uni Peruana de Ciencias Aplicadas	PE	32.2 - 33.1
151-160	151-160	→	Uni Federal de São João del-Rei	BR	32.2 - 33.1
161-170	151-160	↓	Universidad de Cuenca	EC	30.6 - 32.1
161-170	141=	↓	Universidad del Salvador	AR	30.6 - 32.1
161-170	151-160	↓	Universidad del Zulia	VE	30.6 - 32.1
161-170	151-160	↓	Uni Michoacana S Nicolás de Hidalgo	MX	30.6 - 32.1
161-170	161-170	→	Universidade do Vale do Paraíba	BR	30.6 - 32.1
161-170	151-160	↓	Uni Estadual do Oeste do Paraná	BR	30.6 - 32.1
161-170	143	↓	Universidade Federal de Alfenas	BR	30.6 - 32.1
161-170	201-250	↑	Universidade Federal do Amazonas	BR	30.6 - 32.1
161-170	181-190	↑	Universidade Federal do Maranhão	BR	30.6 - 32.1
161-170	151-160	↓	Universidade Federal do Pampa	BR	30.6 - 32.1
171-180	181-190	↑	Uni Autónoma de Ciudad de Juárez	MX	28.9 - 30.4
171-180	149	↓	Uni de las Fuerzas Armadas	EC	28.9 - 30.4

## QS University Rankings: Latin America

2020	2019		Institution		Score
171-180	181-190	↑	Universidad de Lima	PE	28.9 - 30.4
171-180	171-180	→	Universidad de Medellin	CO	28.9 - 30.4
171-180	181-190	↑	Universidad de Sonora	MX	28.9 - 30.4
171-180	171-180	→	Universidad El Bosque	CO	28.9 - 30.4
171-180	161-170	↓	Uni Lat-Am de Ciencia y Tecnología	CR	28.9 - 30.4
171-180	171-180	→	Uni Nac d Centro Prov d Buenos Aires	AR	28.9 - 30.4
171-180	191-200	↑	Universidad Tecnica Particular De Loja	EC	28.9 - 30.4
171-180	161-170	↓	Uni Federal Rural do Rio de Janeiro	BR	28.9 - 30.4
181-190	161-170	↓	Pontificia Uni Católica do Campinas	BR	27.2 - 28.6
181-190	201-250	↑	Universidad Antonio Nariño	CO	27.2 - 28.6
181-190	181-190	→	Universidad de Carabobo	VE	27.2 - 28.6
181-190	161-170	↓	Universidad de Colima	MX	27.2 - 28.6
181-190	201-250	↑	Universidad de Piura	PE	27.2 - 28.6
181-190	171-180	↓	Universidad Metropolitana	VE	27.2 - 28.6
181-190	151-160	↓	Universidad Santa María la Antigua	PA	27.2 - 28.6
181-190	191-200	↑	Universidade do Estado da Bahia	BR	27.2 - 28.6
181-190	161-170	↓	Uni Estadual de Feira de Santana	BR	27.2 - 28.6
181-190	171-180	↓	Uni Estadual do Norte Fluminense	BR	27.2 - 28.6
191-200	140	↓	Fund Uni de Bogotá J T Lozano	CO	26.3 - 27.1
191-200	191-200	→	Universidad Autónoma de Chapingo	MX	26.3 - 27.1
191-200	201-250	↑	Universidad Autónoma de Chile	CL	26.3 - 27.1
191-200	191-200	→	UniAutónoma del Estado de Hidalgo	MX	26.3 - 27.1
191-200	201-250	↑	Universidad de Cartagena	CO	26.3 - 27.1
191-200	201-250	↑	Unide Especialidades Espiritu Santo	EC	26.3 - 27.1
191-200	181-190	↓	Universidad de Magallanes	CL	26.3 - 27.1
191-200	181-190	↓	Uni de San Carlos de Guatemala	GT	26.3 - 27.1
191-200	191-200	→	Universidad Nacional del Comahue	AR	26.3 - 27.1
191-200	171-180	↓	Universidade de Caxias do Sul	BR	26.3 - 27.1
201-250	251-300	↑	Escuela de Ingeniería de Antioquia	CO	19.8 - 26.1
201-250	181-190	↓	Fund Uni Fed Vale do São Francisco	BR	19.8 - 26.1
201-250	201-250	→	Inst Tecnológico de Santo Domingo	DO	19.8 - 26.1
201-250	201-250	→	Instituto Tecnológico de Sonora	MX	19.8 - 26.1
201-250	201-250	→	Pontificia Uni Catolica Madre y Maestra	DO	19.8 - 26.1
201-250	171-180	↓	Pontificia Uni Católica do Minas Gerais	BR	19.8 - 26.1
201-250	181-190	↓	Universidad Argentina de la Empresa	AR	19.8 - 26.1
201-250	201-250	→	Uni Autónoma de Aguascalientes	MX	19.8 - 26.1
201-250	201-250	→	Universidad Autónoma de Chiapas	MX	19.8 - 26.1
201-250	251-300	↑	Universidad Autónoma de Guadalajara	MX	19.8 - 26.1
201-250	201-250	→	Universidad Autónoma de Zacatecas	MX	19.8 - 26.1
201-250	201-250	→	Uni Cat de la Santísima Concepción	CL	19.8 - 26.1
201-250	201-250	→	Universidad Católica de Temuco	CL	19.8 - 26.1
201-250	201-250	→	Uni Cat Nuestra Señora de la Asunción	PY	19.8 - 26.1
201-250	201-250	→	Universidad de Caldas	CO	19.8 - 26.1

2020	2019		Institution		Score
201-250	201-250	→	Universidad de Córdoba	CO	19.8 - 26.1
201-250	201-250	→	Universidad de La Salle	CO	19.8 - 26.1
201-250	201-250	→	Universidad de Las Américas Ecuador	EC	19.8 - 26.1
201-250	251-300	↑	Universidad de Quintana Roo	MX	19.8 - 26.1
201-250	201-250	→	Universidad de San Martín de Porres	PE	19.8 - 26.1
201-250	301-350	↑	Universidad de Santander	CO	19.8 - 26.1
201-250	201-250	→	Universidad del Cauca	CO	19.8 - 26.1
201-250	201-250	→	Universidad del Tolima	CO	19.8 - 26.1
201-250	201-250	→	Universidad del Valle de México	MX	19.8 - 26.1
201-250		new	Universidad Favaloro	AR	19.8 - 26.1
201-250	191-200	↓	Uni Interamericana de Puerto Rico	PR	19.8 - 26.1
201-250	201-250	→	Universidad Jesuita de Guadalajara	MX	19.8 - 26.1
201-250	201-250	→	Uni Juárez del Estado de Durango	MX	19.8 - 26.1
201-250	201-250	→	Universidad La Salle	MX	19.8 - 26.1
201-250	201-250	→	Universidad Latina de Costa Rica	CR	19.8 - 26.1
201-250		new	Uni Nac d l Patagonia S Juan Bosco	AR	19.8 - 26.1
201-250	171-180	↓	Universidad Nacional de Río Cuarto	AR	19.8 - 26.1
201-250	201-250	→	Universidad Nacional de Salta	AR	19.8 - 26.1
201-250	301-350	↑	Uni Nac d S Antonio Abad del Cusco	PE	19.8 - 26.1
201-250	201-250	→	Universidad Privada Boliviana	BO	19.8 - 26.1
201-250	181-190	↓	Universidad Santo Tomás	CO	19.8 - 26.1
201-250	301-350	↑	Universidad Santo Tomás - Chile	CL	19.8 - 26.1
201-250	251-300	↑	Universidad Sergio Arboleda	CO	19.8 - 26.1
201-250	201-250	→	Uni Tec Habana J A Echeverría Cujae	CU	19.8 - 26.1
201-250	201-250	→	Universidad Tecnológica de Pereira	CO	19.8 - 26.1
201-250	191-200	↓	Universidade de Ribeirão Preto	BR	19.8 - 26.1
201-250	201-250	→	Universidade do Vale Itajaí	BR	19.8 - 26.1
201-250	201-250	→	Universidade Estadual da Paraíba	BR	19.8 - 26.1
201-250	201-250	→	Uni Estadual de Montes Claros	BR	19.8 - 26.1
201-250	201-250	→	Uni Estadual do Centro-Oeste	BR	19.8 - 26.1
201-250	191-200	↓	Uni Estadual do Rio Grande do Sul	BR	19.8 - 26.1
201-250	181-190	↓	Universidade Federal do Acre	BR	19.8 - 26.1
201-250	191-200	↓	Uni Fed do Estado do Rio de Janeiro	BR	19.8 - 26.1
201-250	191-200	↓	Uni Fed Vales d Jequitinhonha e Mucuri	BR	19.8 - 26.1
201-250	201-250	→	Universidade Luterana do Brasil	BR	19.8 - 26.1
201-250	201-250	→	Universidade Regional de Blumenau	BR	19.8 - 26.1
251-300	251-300	→	Esc Colombiana Ingeniería J Garavito	CO	15.6 - 19.6
251-300	351+	↑	Inst Fed d Ed Ciência e Tec d Paraná	BR	15.6 - 19.6
251-300	251-300	→	University of Fortaleza	BR	15.6 - 19.6
251-300	251-300	→	Universidad Autónoma de Asunción	PY	15.6 - 19.6
251-300	301-350	↑	Uni Autónoma de Bucaramanga	CO	15.6 - 19.6
251-300	251-300	→	Uni Autónoma de Campeche	MX	15.6 - 19.6
251-300	301-350	↑	Uni Autónoma de Chihuahua	MX	15.6 - 19.6

2020	2019		Institution		Score
251-300	251-300	→	Universidad Autónoma de Coahuila	MX	15.6 - 19.6
251-300	251-300	→	Uni Autónoma de Santo Domingo	DO	15.6 - 19.6
251-300	301-350	↑	Universidad Autónoma del Caribe	CO	15.6 - 19.6
251-300	251-300	→	Uni Aut Nac de Nicaragua- Managua	NI	15.6 - 19.6
251-300	251-300	→	Universidad Católica Boliviana	BO	15.6 - 19.6
251-300	251-300	→	Universidad Católica de Colombia	CO	15.6 - 19.6
251-300	201-250	↓	Uni Cat de Santiago de Guayaquil	EC	15.6 - 19.6
251-300	201-250	↓	Universidad Católica del Maule	CL	15.6 - 19.6
251-300	251-300	→	Universidad Central de Chile	CL	15.6 - 19.6
251-300	251-300	→	Uni Centroamericana J S Cañas	SV	15.6 - 19.6
251-300	201-250	↓	Universidad CES	CO	15.6 - 19.6
251-300	251-300	→	Uni d Cienfuegos C Rafael Rodríguez	CU	15.6 - 19.6
251-300	201-250	↓	Universidad de El Salvador	SV	15.6 - 19.6
251-300	301-350	↑	Universidad de Holguín	CU	15.6 - 19.6
251-300	251-300	→	Universidad de Los Lagos	CL	15.6 - 19.6
251-300	301-350	↑	Universidad de Pamplona	CO	15.6 - 19.6
251-300	251-300	→	Universidad de San Buenaventura	CO	15.6 - 19.6
251-300	251-300	→	Universidad del Atlántico	CO	15.6 - 19.6
251-300	201-250	↓	Universidad del Valle de Atemajac	MX	15.6 - 19.6
251-300	251-300	→	Uni Distrital Francisco José de Caldas	CO	15.6 - 19.6
251-300	251-300	→	Universidad Iberoamericana Puebla	MX	15.6 - 19.6
251-300	201-250	↓	Uni Interamericana de Panamá	PA	15.6 - 19.6
251-300	251-300	→	Universidad Latina de Panamá	PA	15.6 - 19.6
251-300	251-300	→	Universidad Mayor	CL	15.6 - 19.6
251-300	251-300	→	Uni Nacional Autónoma de Honduras	HN	15.6 - 19.6
251-300	251-300	→	Universidad Nacional de Entre Ríos	AR	15.6 - 19.6
251-300	201-250	↓	Universidad Nacional de Itapúa	PY	15.6 - 19.6
251-300	201-250	↓	Universidad Nacional de San Juan	AR	15.6 - 19.6
251-300	251-300	→	Uni Nacional Pedro Henríquez Ureña	DO	15.6 - 19.6
251-300	251-300	→	Uni Popular Aut del Estado de Puebla	MX	15.6 - 19.6
251-300	251-300	→	Universidad San Ignacio de Loyola	PE	15.6 - 19.6
251-300	251-300	→	Universidad San Sebastián	CL	15.6 - 19.6
251-300	251-300	→	Uni Tecnológica Centroamericana	HN	15.6 - 19.6
251-300	201-250	↓	Uni Tecnológica de El Salvador	SV	15.6 - 19.6
251-300	251-300	→	Universidad Tecnológica de México	MX	15.6 - 19.6
251-300	201-250	↓	Universidade de Passo Fundo	BR	15.6 - 19.6
251-300	251-300	→	Universidade de Santa Cruz do Sul	BR	15.6 - 19.6
251-300	251-300	→	Universidade do Estado do Pará	BR	15.6 - 19.6
251-300	201-250	↓	Universidade Estadual de Goiás	BR	15.6 - 19.6
251-300	251-300	→	Universidade Federal de Roraima	BR	15.6 - 19.6
251-300		new	Universidade Nove de Julho	BR	15.6 - 19.6
251-300	251-300	→	Universidade Paulista	BR	15.6 - 19.6
251-300	251-300	→	Universidade Positivo	BR	15.6 - 19.6

2020	2019		Institution		Score
251-300		new	Universidade Potiguar	BR	15.6 - 19.6
301-350	251-300	↓	CETYS Universidad	MX	10.3 - 15.4
301-350		new	Fundación Uni Konrad Lorenz	CO	10.3 - 15.4
301-350	251-300	↓	Instituto Tecnológico Metropolitano	CO	10.3 - 15.4
301-350	251-300	↓	Universidad Arturo Prat	CL	10.3 - 15.4
301-350	301-350	→	Universidad Autónoma de Guerrero	MX	10.3 - 15.4
301-350	251-300	↓	Universidad Autónoma de Manizales	CO	10.3 - 15.4
301-350	301-350	→	Universidad Autónoma de Nayarit	MX	10.3 - 15.4
301-350	301-350	→	Universidad Autónoma De Occidente	CO	10.3 - 15.4
301-350	251-300	↓	Universidad Autónoma de Sinaloa	MX	10.3 - 15.4
301-350	301-350	→	Universidad Autónoma de Tamaulipas	MX	10.3 - 15.4
301-350	301-350	→	Universidad Autónoma del Carmen	MX	10.3 - 15.4
301-350	301-350	→	Universidad Centroamericana	NI	10.3 - 15.4
301-350	301-350	→	Universidad Científica del Sur	PE	10.3 - 15.4
301-350	301-350	→	Universidad de Atacama	CL	10.3 - 15.4
301-350	251-300	↓	Uni de Cien Empresariales y Sociales	AR	10.3 - 15.4
301-350	351+	↑	Universidad de Guayaquil	EC	10.3 - 15.4
301-350	351+	↑	Universidad de la Costa	CO	10.3 - 15.4
301-350	301-350	→	Universidad de Nariño	CO	10.3 - 15.4
301-350	301-350	→	Universidad de Playa Ancha	CL	10.3 - 15.4
301-350	301-350	→	Universidad del Istmo	PA	10.3 - 15.4
301-350	301-350	→	Universidad del Magdalena	CO	10.3 - 15.4
301-350	301-350	→	Universidad Del Quindío	CO	10.3 - 15.4
301-350	251-300	↓	Universidad EAN	CO	10.3 - 15.4
301-350	301-350	→	Universidad ESAN	PE	10.3 - 15.4
301-350	301-350	→	Universidad Finis Terrae	CL	10.3 - 15.4
301-350	251-300	↓	Universidad Francisco Marroquín	GT	10.3 - 15.4
301-350	301-350	→	Uni Juárez Autónoma de Tabasco	MX	10.3 - 15.4
301-350	301-350	→	Universidad Libre	CO	10.3 - 15.4
301-350	251-300	↓	Uni Mayor de S Simón Cochabamba	BO	10.3 - 15.4
301-350		new	Universidad Militar Nueva Granada	CO	10.3 - 15.4
301-350	301-350	→	Uni Nacional de General Sarmiento	AR	10.3 - 15.4
301-350	301-350	→	Universidad Nacional de Lujan	AR	10.3 - 15.4
301-350	301-350	→	Uni Nac de S Agustín de Arequipa	PE	10.3 - 15.4
301-350	301-350	→	Universidad Nacional de Trujillo	PE	10.3 - 15.4
301-350	301-350	→	Universidad Nacional del Nordeste	AR	10.3 - 15.4
301-350	301-350	→	Uni Nacional Federico Villarreal	PE	10.3 - 15.4
301-350		new	Universidad Politecnica Salesiana	EC	10.3 - 15.4
301-350	251-300	↓	Universidad Politécnica de Puerto Rico	PR	10.3 - 15.4
301-350	251-300	↓	Universidad Privada del Valle - Bolivia	BO	10.3 - 15.4
301-350	301-350	→	Universidad Ricardo Palma	PE	10.3 - 15.4
301-350	301-350	→	Uni Tecnológica Metropolitana	CL	10.3 - 15.4
301-350	351+	↑	Universidade Anhembi Morumbi	BR	10.3 - 15.4

## QS University Rankings: Latin America

2020	2019		Institution		Score
301-350	251-300	↓	Universidade de Taubaté	BR	10.3 - 15.4
301-350	301-350	→	Uni do Estado de Minas Gerais	BR	10.3 - 15.4
301-350	251-300	↓	Universidade Estadual do Maranhão	BR	10.3 - 15.4
301-350	301-350	→	Uni Noroeste d Est d Rio Grande d Sul	BR	10.3 - 15.4
301-350		new	Universidade Salvador	BR	10.3 - 15.4
301-350	251-300	↓	Universidade Santo Amaro	BR	10.3 - 15.4
351-400	351+	→	Centro de Est Sup d Estado de Sonora	MX	3.9 - 10.2
351-400	351+	→	Colegio Mayor de Antioquia	CO	3.9 - 10.2
351-400	351+	→	Esc Colomb d Carreras Industriales	CO	3.9 - 10.2
351-400	351+	→	Esc Superior d Administracion Publica	CO	3.9 - 10.2
351-400	301-350	↓	Pontificia Uni Católica de Puerto Rico	PR	3.9 - 10.2
351-400	351+	→	Senac São Paulo	BR	3.9 - 10.2
351-400		new	Universiad Cristóbal Colón	MX	3.9 - 10.2
351-400	301-350	↓	Uni Abierta Interamericana	AR	3.9 - 10.2
351-400	301-350	↓	Universidad Americana	PY	3.9 - 10.2
351-400	351+	→	Universidad APEC	DO	3.9 - 10.2
351-400	351+	→	Uni Argentina John F Kennedy	AR	3.9 - 10.2
351-400	351+	→	Uni Aut â Benito Juárez de Oaxaca	MX	3.9 - 10.2
351-400	301-350	↓	Universidad Autónoma de Chiriquí	PA	3.9 - 10.2
351-400	351+	→	Universidad Bellosó Chacín	VE	3.9 - 10.2
351-400	351+	→	Uni Cat Cardenal R Silva Henríquez	CL	3.9 - 10.2
351-400	351+	→	Uni Católica de Santo Domingo	DO	3.9 - 10.2
351-400	351+	→	Universidad Católica del Salvador	SV	3.9 - 10.2
351-400		new	Universidad Central del Este	DO	3.9 - 10.2
351-400		new	Uni Cooperativa de Colombia	CO	3.9 - 10.2
351-400	351+	→	Universidad de Ibagué	CO	3.9 - 10.2
351-400		new	Universidad de La Amazonía	CO	3.9 - 10.2
351-400	351+	→	Universidad de las Américas	CL	3.9 - 10.2
351-400	351+	→	Universidad de los Llanos	CO	3.9 - 10.2
351-400	351+	→	Universidad de Manizales	CO	3.9 - 10.2
351-400	351+	→	Universidad de Occidente	MX	3.9 - 10.2
351-400	301-350	↓	Universidad del Azuay	EC	3.9 - 10.2
351-400	301-350	↓	Universidad del Caribe	MX	3.9 - 10.2
351-400	351+	→	Universidad del Caribe	DO	3.9 - 10.2
351-400	351+	→	Universidad del Viña del Mar	CL	3.9 - 10.2
351-400	351+	→	Uni Evangelica de El Salvador	SV	3.9 - 10.2
351-400	351+	→	Universidad Francisco Gavidia	SV	3.9 - 10.2
351-400	351+	→	Uni Nacional de Ingeniería	NI	3.9 - 10.2
351-400	351+	→	Uni Nacional de La Matanza	AR	3.9 - 10.2
351-400	301-350	↓	Uni Nacional de la Pampa	AR	3.9 - 10.2
351-400		new	Universidad Nacional de Lanús	AR	3.9 - 10.2
351-400	351+	→	Uni Nacional de Lomas de Zamora	AR	3.9 - 10.2
351-400	301-350	↓	Universidad Nacional de Misiones	AR	3.9 - 10.2

2020	2019		Institution		Score
351-400		new	Uni Nacional de Tres de Febrero	AR	3.9 - 10.2
351-400	351+	→	Universidad Nacional del Altiplano	PE	3.9 - 10.2
351-400	351+	→	Uni p la Cooperación Internacional	CR	3.9 - 10.2
351-400	351+	→	Uni Ped Nac Francisco Morazán	HN	3.9 - 10.2
351-400	351+	→	Universidad Privada del Norte	PE	3.9 - 10.2
351-400	301-350	↓	Universidad Rafael Landívar	GT	3.9 - 10.2
351-400	301-350	↓	Universidad Regiomontana	MX	3.9 - 10.2
351-400	351+	→	Universidad Santiago De Cali	CO	3.9 - 10.2
351-400	301-350	↓	Universidad Tec Milenio	MX	3.9 - 10.2
351-400	351+	→	Uni Tecnológica del Centro	VE	3.9 - 10.2
351-400	351+	→	Universidad UNIACC	CL	3.9 - 10.2
351-400		new	Universidad UTE	EC	3.9 - 10.2
351-400	301-350	↓	Universidade Ibirapuera	BR	3.9 - 10.2





DENTISTRY  
DEPARTMENT



PHARMACY  
DEPARTMENT



MEDICAL PHYSICS  
DEPARTMENT



CHEMICAL ENGINEERING &  
PETROLEUM INDUSTRIES  
DEPARTMENT



ACCOUNTING  
DEPARTMENT



BUILDING & CONSTRUCTION  
TECHNIQUES ENGINEERING  
DEPARTMENT



LAW DEPARTMENT



BUSINESS ADMINISTRATION  
DEPARTMENT



COMPUTER TECHNIQUES  
ENGINEERING DEPARTMENT



PATHOLOGICAL ANALYSIS  
TECHNIQUES DEPARTMENT



AIR CONDITIONING & REFRIGERATION  
TECHNIQUES ENGINEERING DEPARTMENT



PHYSICAL EDUCATION AND  
SPORT SCIENCES DEPARTMENT



BIOMEDICAL  
ENGINEERING  
DEPARTMENT



RADIOLOGICAL  
TECHNIQUES  
DEPARTMENT



ANESTHESIA TECHNIQUES  
DEPARTMENT

Towards Better  
*FUTURE*

AL-MUSTAQBAL  
UNIVERSITY COLLEGE



WWW.MUSTAQBAL-COLLEGE.EDU.IQ

# QS University Rankings: The Arab Region

*by John O'Leary*

Top place in the QS ranking for The Arab Region changed for the third year in a row in 2020. Saudi Arabia's King Abdulaziz University (KAU), based in Jeddah, moved up from third position to lead the ranking for the first time, unseating King Fahd University of Petroleum and Minerals (KFUPM). The ranking was extended for 2020 to include 130 universities, including five new entrants. The listing also included Saudi Arabia's King Abdullah University of Science and Technology (KAUST), which has the highest score, not just in the region, but in the world, for citations per faculty member, but does not get normally included in the QS World University Rankings® because it does not offer undergraduate courses.

KAU, with 32,000 students, has improved its position in the overall QS World University Rankings® for six years in a row, breaking into the top 200 in 2020 after a rise of more than 40 places. It registered strong scores across the board in the regional ranking, but still without topping any of the 10 indicators. The nearest challenger to KAU was the American University of Beirut (AUB), the only other university, apart from KFUPM, to have topped the ranking for the Arab Region over its seven years of publication. AUB was less than three points off the lead, topping the employers' poll once again.

Sustained government investment has helped Saudi Arabia to become the dominant force in higher education in the Arab World. It has three of the top four universities and 24 of the 130 institutions in this ranking. But seven different countries have a university in the top 10, underlining the growing spread of quality higher education across the region. Lebanon has seven universities in the top 40 – an impressive haul for a relatively small country without the wealth of others in the region. Egypt has 22 universities in the ranking, while Jordan has 16 and the United Arab Emirates 14. As in 2019, it was not possible to collect reliable data in Yemen or in most of Syria because of the security situations. However, the University of Damascus remained close to the top 50. The ranking also covered a dozen universities in Iraq, led by the University of Baghdad, in 19th place.

The Arab Region ranking covers the 22 countries belonging to the Arab League, 16 of which were represented in the 2020 edition. The top 50 institutions are ranked, after which universities are banded together in groups of 10 because the scores are too close to separate universities reliably; 277 institutions were evaluated, but many did not publish sufficient data to be included in the final ranking. As is the case for other regional rankings, The Arab Region includes several measures that do not feature in the main QS World University Rankings®, to reflect regional considerations. These include web impact, and the strength of international research networks, both of which are headed by King Saud University (KSU), and the proportion of staff with a PhD, where the University of Dubai is the leader, as it is for the proportion of international faculty. There are different leaders for most of the indicators and academics responding to the QS polling placed Cairo University top.



جامعة العين  
AL AIN UNIVERSITY

**COLLEGE OF ENGINEERING**

**COLLEGE OF PHARMACY**

**COLLEGE OF LAW**

**COLLEGE OF EDUCATION, HUMANITIES & SOCIAL SCIENCES**

**COLLEGE OF BUSINESS**

**COLLEGE OF COMMUNICATION & MEDIA**



HCERES  
Haut conseil de l'évaluation de la recherche  
et de l'enseignement supérieur



Engineering  
Accreditation  
Commission



aau.uae



aau\_uae



alainuniversity

+971 2 6133 555

+971 3 7024 888

**aau.ac.ae**

2020	2019		Institution		Score
1	3	↑	<b>King Abdulaziz University</b>	SA	100
2	2	→	<b>American University of Beirut</b>	LB	97.7
3	1	↓	<b>King Fahd Uni of Petroleum &amp; Minerals</b>	SA	96.6
4	6	↑	<b>Qatar University</b>	QA	96.5
5	5	→	<b>United Arab Emirates University</b>	AE	95.9
6	4	↓	<b>King Saud University</b>	SA	93.6
7	7	→	<b>American University of Sharjah</b>	AE	89.6
8	10	↑	<b>Sultan Qaboos University</b>	OM	85.3
9	8	↓	<b>American University in Cairo</b>	EG	85.1
10	9	↓	<b>University of Jordan</b>	JO	82.8
11	11	→	Cairo University	EG	78.2
12	14=	↑	Khalifa University	AE	77.8
13	14=	↑	Jordan University of Science & Technology	JO	74.2
14	12	↓	Ain Shams University	EG	73.3
15	16	↑	Lebanese American University	LB	71.7
16	13	↓	Alexandria University	EG	71.5
17	18	↑	University of Sharjah	AE	67.4
18	20	↑	Université Saint-Joseph de Beyrouth	LB	64.8
19	17	↓	University of Baghdad	IQ	64
20	22	↑	Zayed University	AE	63.2
21	19	↓	Kuwait University	KW	59.6
22	21	↓	Umm Al-Qura University	SA	59.4
23	25	↑	University of Bahrain	BH	57.4
24	23	↓	American University in Dubai	AE	57.2
25=	24	↓	King Khalid University	SA	55.8
25=	26	↑	Lebanese University	LB	55.8
27	27	→	Abu Dhabi University	AE	52.2
28	33	↑	Yarmouk University	JO	50.9
28	35	↑	Notre Dame University-Louaize	LB	52
30	34	↑	Holy Spirit University of Kaslik	LB	49.7
31	30	↓	Mansoura University	EG	48.8
32	32	→	Assiut University	EG	47.4
33	28	↓	King Faisal University	SA	47.2
34	31	↓	Arabian Gulf University	BH	47.1
35	29	↓	University of Kufa	IQ	46.9
36	36	→	University of Balamand	LB	46.3
37	45	↑	Applied Science University of Bahrain	BH	45.2
38	39	↑	Alfaisal University	SA	45
39	38	↓	Hashemite University	JO	42.9
40	51-60	↑	Imam Abdulrahman Bin Faisal University	SA	42.7
41	42	↑	Canadian University of Dubai	AE	41.8
42	51-60	↑	Princess Sumaya University for Technology	JO	41.4
43	50	↑	Ahlia University	BH	41

## QS University Rankings: The Arab Region

2020	2019		Institution		Score
44	41	↓	Al Azhar University	EG	40.2
45	51-60	↑	Ajman University	AE	39.9
46	51-60	↑	An-Najah National University	PS	39.8
47	61-70	↑	German Jordanian University	JO	39.4
48	71-80	↑	Beirut Arab University	LB	38.5
49	51-60	↑	Helwan University	EG	38.3
50=	61-70	↑	American University of Ras Al Khaimah	AE	37.1
50=	61-70	↑	Suez Canal University	EG	37.1
51-60	44	↓	Al Nahrain University	IQ	34.2 - 37
51-60	47	↓	Birzeit University	PS	34.2 - 37
51-60	51-60	→	Damascus University	SY	34.2 - 37
51-60	111-120	↑	German University in Cairo	EG	34.2 - 37
51-60	61-70	↑	Islamic University in Madinah	SA	34.2 - 37
51-60	49	↓	Prince Sultan University	SA	34.2 - 37
51-60	37	↓	University of Babylon	IQ	34.2 - 37
51-60		new	University of Dubai	AE	34.2 - 37
61-70	61-70	→	Al Quds - The Arab University in Jerusalem	PS	31.3 - 33.9
61-70	61-70	→	Al-Imam Mohamed Ibn Saud Islamic University	SA	31.3 - 33.9
61-70	51-60	↓	Gulf University for Science & Technology	KW	31.3 - 33.9
61-70	71-80	↑	Jeddah University	SA	31.3 - 33.9
61-70	43	↓	Mustansiriyah University	IQ	31.3 - 33.9
61-70	61-70	→	Najran University	SA	31.3 - 33.9
61-70	91-100	↑	Princess Nourah bint Abdulrahman University	SA	31.3 - 33.9
61-70	40	↓	University of Basrah	IQ	31.3 - 33.9
61-70	51-60	↓	University of Khartoum	SD	31.3 - 33.9
61-70	61-70	→	University of Technology, Iraq	IQ	31.3 - 33.9
71-80	46	↓	Al Akhawayn University Ifrane	MA	28.6 - 30.7
71-80	91-100	↑	British University in Egypt	EG	28.6 - 30.7
71-80	71-80	→	Islamic University of Gaza	PS	28.6 - 30.7
71-80	81-90	↑	Philadelphia University at Jordan	JO	28.6 - 30.7
71-80	81-90	↑	Qassim University	SA	28.6 - 30.7
71-80	61-70	↓	Tanta University	EG	28.6 - 30.7
71-80	61-70	↓	Université de Carthage	TN	28.6 - 30.7
71-80	81-90	↑	Université de Monastir	TN	28.6 - 30.7
71-80	61-70	↓	Université de Tunis El Manar	TN	28.6 - 30.7
71-80	71-80	→	University of Nizwa	OM	28.6 - 30.7
81-90	81-90	→	Al Balqa Applied University	JO	25.7 - 28.5
81-90	101-110	↑	Effat University	SA	25.7 - 28.5
81-90	81-90	→	Prince Mohammad Bin Fahd University	SA	25.7 - 28.5
81-90	81-90	→	Prince Sattam Bin Abdulaziz University	SA	25.7 - 28.5
81-90	71-80	↓	Sudan University of Science & Technology	SD	25.7 - 28.5
81-90	91-100	↑	Taibah University	SA	25.7 - 28.5
81-90	81-90	→	Université de Sousse	TN	25.7 - 28.5

2020	2019		Institution		Score
81-90	51-60	↓	Université Mohammed V de Rabat	MA	25.7 - 28.5
81-90	71-80	↓	University of Kerbala	IQ	25.7 - 28.5
81-90	71-80	↓	Zagazig University	EG	25.7 - 28.5
91-100	91-100	→	Al Zaytoonah University	JO	23.4 - 25.6
91-100	81-90	↓	American University of Science & Technology	LB	23.4 - 25.6
91-100	101-110	↑	Applied Science Private University, Jordan	JO	23.4 - 25.6
91-100	71-80	↓	Arab Acad for Science, Tech & Maritime Transport	EG	23.4 - 25.6
91-100	81-90	↓	Benha University	EG	23.4 - 25.6
91-100	101-110	↑	Beni-Suef University	EG	23.4 - 25.6
91-100	91-100	→	Minia University	EG	23.4 - 25.6
91-100	101-110	↑	Mutah University	JO	23.4 - 25.6
91-100	48	↓	Uni des Sciences et de la Tech Houari-Boumediene	DZ	23.4 - 25.6
91-100	71-80	↓	Université Hassan II de Casablanca	MA	23.4 - 25.6
101-110	91-100	↓	Al Ain University of Science & Technology	AE	22 - 23.1
101-110		new	Al-Ahliyya Amman University	JO	22 - 23.1
101-110	91-100	↓	Cadi Ayyad University	MA	22 - 23.1
101-110	81-90	↓	Fayoum University	EG	22 - 23.1
101-110	111-120	↑	Majmaah University	SA	22 - 23.1
101-110	101-110	→	Petra University	JO	22 - 23.1
101-110	91-100	↓	Université Abou Bekr Belkaid Tlemcen	DZ	22 - 23.1
101-110		new	Université Sidi Mohamed Ben Abdellah	MA	22 - 23.1
101-110	91-100	↓	University of Anbar	IQ	22 - 23.1
101-110		new	University of Tabuk	SA	22 - 23.1
111-120	111-120	→	Al Hussein Bin Talal University	JO	20.4 - 21.6
111-120	111-120	→	American University in the Emirates	AE	20.4 - 21.6
111-120		new	Future University in Egypt	EG	20.4 - 21.6
111-120		new	Jazan University	SA	20.4 - 21.6
111-120	111-120	→	National University of Science & Technology	OM	20.4 - 21.6
111-120	111-120	→	Sohar University	OM	20.4 - 21.6
111-120	111-120	→	South Valley University	EG	20.4 - 21.6
111-120	101-110	↓	Taif University	SA	20.4 - 21.6
111-120	101-110	↓	Université de Bejaia	DZ	20.4 - 21.6
111-120	101-110	↓	Université de Tunis	TN	20.4 - 21.6
121-130	111-120	↓	Al Albayt University	JO	17.9 - 20.3
121-130		new	Al Baha University	SA	17.9 - 20.3
121-130		new	Amman Arab University	JO	17.9 - 20.3
121-130	91-100	↓	Dar Al-Hekma University	SA	17.9 - 20.3
121-130	111-120	↓	Kafrelsheikh University	EG	17.9 - 20.3
121-130		new	Minufiya University	EG	17.9 - 20.3
121-130	101-110	↓	Salahaddin University, Erbil	IQ	17.9 - 20.3
121-130		new	Université Antonine	LB	17.9 - 20.3
121-130		new	University of Alqadisiyah	IQ	17.9 - 20.3
121-130	101-110	↓	University of Sulaimani	IQ	17.9 - 20.3



1

Ranked number 1  
for 5 years in a row  
in student satisfaction

2014~2018

8<sup>th</sup>

Selected  
as a startup-leading  
hub university

Highest rating for 8 straight years

68<sup>th</sup>

Anniversary of  
CBNU's foundation

248

CBNU signed an MOU  
with about 248 universities  
around the world

1,442

The number of  
foreign students studying at  
CBNU in 2018

# A Dynamic Future

Through collaboration of the university's community

**CHUNGBUK NATIONAL UNIVERSITY**



**Contact** <http://www.chungbuk.ac.kr/site/english/main.do>



**CHUNGBUK  
NATIONAL UNIVERSITY**

# QS Best Student Cities Rankings

*by Monica Hornung Cattán*

There are many factors involved in choosing a university at which to study, and QS surveys of students indicate that cities have played a role in their considerations. Students not only look at university rankings but also at what a destination city can offer them for the duration of their studies. To inform students' choice, QS created its Best Student Cities Ranking eight years ago.

The ranking is a snapshot of what students can expect before they depart for their new home city, and highlights factors such as the quality of the city's universities, additional activities outside of the classroom and after graduation, as well as the views of other students. To be included in consideration for the ranking, a city must have a population in excess of 250,000 and at least two institutions in the QS World University Rankings®.

For the first time since 2015-2016, the top three student cities remained unchanged in the latest ranking, published in 2019. London strengthened its position at the top of the table, Tokyo improved slightly in second, and Melbourne remained steady in third. While the top three saw little movement, the same could not be said for rest of the 2019 ranking. Of the top twenty-five cities, fewer than half retained their position from 2018, swapping places amongst themselves, and three new cities entered the top group: Barcelona, Amsterdam and Los Angeles. Both Barcelona and Los Angeles gained an impressive 10 places, while Singapore fell to twentieth, its fourth consecutive drop after peaking at six in 2015.

Overall scores don't necessarily show which city will meet a student's particular needs, however, and the indicators that shape the ranking also reveal fascinating insights. If there were concerns the UK's exit from the European Union, the first stage of which was finalised in January 2020, would dampen students' perceptions of London, they were not borne out, and attitudes towards the city even improved since 2018. While viewed favourably by students, London did not meet the needs of the budget conscious, ranking in the bottom twenty for affordability. Instead, 43rd ranked Budapest scored top marks for affordability, followed by Kuala Lumpur, which ranked 29th overall. One of the largest contrasts between overall rank and indicator, however, belonged to Novosibirsk, which came in at 92 overall in the ranking, but was the third most affordable.

Students considering their post-graduate employment options were also given a lot to think about. Only one city in the top 100, Tokyo, received a score of 100, while five scored 10 or less. The 2019 ranking also showed that the collective performance of a city's universities is not necessarily reflected in employment perspectives. Zurich, for example, came in at 20 for the local universities ranking indicator but was up in fourth place for employer activity. Affordability, student views and employer activity are only a handful of the measurement indicators which contribute to the evaluation process, and new ones are added periodically. Please see [topuniversities.com](https://topuniversities.com) for links to profiles of the top cities.





# Taking the Fight Against Global Viruses to a New Level



**Prof. Poh Chit Laa**  
Distinguished Professor & Head

## Centre for Virus and Vaccine Research

For more details

[university.sunway.edu.my/research/Virus-Vaccine-Research](http://university.sunway.edu.my/research/Virus-Vaccine-Research)

**A CLASS ABOVE**

				Ranking	Student Mix	Desirability	Employer Activity	Affordability	Student View	
2019	2018		City							Overall
1	1	→	London	100	91.9	83.5	92.9	21.8	93.8	484
2	2	→	Tokyo	82.7	59	100	100	53.4	84.7	480
3	3	→	Melbourne	69	100	92	88.2	27	98.9	475
4	6	↑	Munich	54.2	87.4	90.2	80.2	62.2	100	474
5	7	↑	Berlin	50.3	79.3	89.2	80.3	66.6	98.2	464
6	4	↓	Montreal	57.1	91.6	89.6	78	43.4	99.3	459
7	5	↓	Paris	80.6	80.3	86.4	88.1	40.6	82	458
8	8	→	Zurich	62.9	84	95.7	89.8	43.1	80.2	456
9	9	→	Sydney	64.5	97.3	98.9	85.7	22.2	85.9	455
10=	10	→	Seoul	95.3	72	71.8	88.5	41.4	85.3	454
10=	12	↑	Hong Kong SAR	74.2	80	80.3	84.8	53.8	80.9	454
11	13	↑	Toronto	53.5	89.7	98.8	77.6	38.8	91.4	450
12	13	↑	Boston	78.3	85.6	78.2	94.1	13.7	94.3	444
13	11	↓	Vienna	38.5	85.4	92.8	77.8	56.2	92.4	443
15	16	↑	Edinburgh	60.6	92.8	76.6	68.5	39.4	92.8	431
16	17	↑	Vancouver	46.2	91.8	89.9	72.2	49.5	80.1	430
17	20	↑	Taipei	64.4	60.2	60	71.8	76	91.4	424
18	19	↑	Kyoto-Osaka-Kobe	68.2	47.1	80.3	81.9	58.1	84.3	420
19	18	↓	New York	77.5	76.8	78	83	10.1	93.8	419
20	15	↓	Singapore	63.7	71	90.9	83.7	26.2	80.3	416
21	31	↑	Barcelona	54.5	74.9	75.3	74.6	42.2	83	405
22	21	↓	Brisbane	51.6	94.2	77.6	63.2	30.3	84	401
23	22	↓	Canberra	51.3	88.4	77	68.7	34.2	80.3	400
24	27	↑	Amsterdam	46.4	71.4	94.7	64.2	23.6	96.3	397
25	35	↑	Los Angeles	66.3	70.3	75.5	80.2	9.5	89	391
26	41	↑	Adelaide	41.1	93.6	79.2	55.8	32.7	87.1	390
27	23	↓	Auckland	43	93.6	85.6	61.7	34.2	71.1	389
27	32	↑	Madrid	44.5	71.2	72.4	70.9	43.9	86	389
29	24	↓	Manchester	53.6	86.2	66.1	67.3	36	78.5	388
29	37	↑	Kuala Lumpur	58.3	55.4	49.6	63.3	95.5	66.2	388
31	25	↓	Buenos Aires	67.5	72.5	50.6	79.7	25.9	91.2	387
32	26	↓	Beijing	81.6	51.6	51.4	90.3	40.3	68.7	384
33	29	↓	Shanghai	68.5	49.6	50.6	81	40.5	89.5	380
34	28	↓	Moscow	68.5	60.4	46.1	68	60.6	69.3	373
35	38	↑	San Francisco	65.7	67.1	77.1	84	8.8	68	371
35	30	↓	Prague	34.9	77.7	49	60.9	54.3	93.9	371
37	34	↓	Dublin	47.7	88.9	72.4	69.8	15.1	76.5	370
37	33	↓	Stockholm	48.9	62.1	85.2	77.7	4.2	92.1	370
39	43	↑	Glasgow	49.9	85.9	65	54.5	35.7	77.1	368
40	36	↓	Milan	41	66	66	81	35.6	75.7	365

## QS Best Student Cities

2019	2018		City	Ranking	Student Mix	Desirability	Employer Activity	Affordability	Student View	Overall
41	39	↓	Perth	48.6	85.5	75.4	53.3	25.6	69.6	358
41	40	↓	Chicago	69.9	66.7	73.5	76.4	13.2	58.3	358
43	48	↑	Brussels	35.2	85.4	69.2	49.4	49	59.3	348
43	49	↑	Budapest	10.2	52.1	58	57.3	100	70.7	348
45	46	↑	Ottawa	23.6	81.9	78.8	34.7	43.8	83.9	347
46	45	↓	Copenhagen	50.3	69	88.6	37.5	17.2	82.3	345
47	44	↓	Coventry	44	95.6	46.6	64.7	29	64.4	344
48	47	↓	Nottingham	42.2	79.8	53.9	43.5	36.4	82.7	339
49	51	↑	Birmingham	46.8	77.2	59.5	45.5	32	74.5	336
50	42	↓	Lyon	39	61.6	56.1	50.8	62.3	62.9	333
51	53	↑	Warsaw	19.4	49.6	51.5	66.8	67.4	72.7	327
52	50	↓	Lisbon	24.7	79	64.9	56.5	52.8	45.4	323
53	52	↓	Mexico City	52.2	44.3	30.8	74.4	72.8	46.8	321
54	63	↑	Santiago	52.3	42.1	44.4	80.6	33.2	61.7	314
55	57	↑	Gothenburg	36.7	65.2	59.3	52.3	8.9	90.5	313
56	75	↑	Helsinki	39.9	56.3	79.7	49.1	45.7	40.5	311
57	62	↓	Atlanta	53.5	58.4	60.3	54.9	22.2	58.3	308
57	56	↑	Newcastle upon Tyne	53.2	84.7	54.9	1.1	40.5	73.8	308
59	54	↓	Bangkok	38.2	27.1	39	59.5	59.5	83.3	307
60	61	↑	Dubai-Sharjah-Ajman	18.9	69.6	66.4	35.5	43.8	66.9	301
60	63	↑	Brno	3.2	77.4	28.6	29.1	67.8	94.6	301
62	58	↓	Philadelphia	60.6	59	55.1	68.8	14.4	40.7	299
63	60	↓	Washington DC	45.6	67	70.1	22.8	12.2	74.3	292
64	55	↓	Aberdeen	33.1	80.3	56.9	27.6	41.2	51.3	290
65	69	↑	Christchurch	27.8	72	65.5	45.5	47.9	28.3	287
66	76	↑	St. Petersburg	30.8	52	35.2	41.8	84.3	42.2	286
67	68	↑	Pittsburgh	53.6	70.5	49.6	52.8	24.2	34	285
68	73	↑	Hsinchu	35.9	57.1	38.9	54.4	79.3	17.7	283
68	58	↓	Stuttgart	23.7	63.6	68.1	38.9	72	16.4	283
70	66	↓	Rome	29.1	61.6	58.9	18.4	44.6	64.2	277
71	67	↓	Istanbul	27.1	35	38.8	52.9	53.7	64.9	272
72	76	↑	Athens	16.5	55.1	48.8	31.4	64.5	54.2	271
73	74	↑	Tomsk	26.7	59.4	23.4	36.9	84.3	39.6	270
74	90	↑	Valencia	16.5	56.7	54.9	43.5	56.7	34.1	262
74	78	↑	Toulouse	11.1	77.8	51.3	29.2	61.6	31.3	262
76	70	↓	Sao Paulo	50.1	30.7	29.7	70.4	50.3	29	260
76	80	↑	San Diego	52.4	66.6	60.9	10	24.5	45.4	260
78	79	↑	Johannesburg	15	42	36.1	21.2	80	64.5	259
79	85	↑	Graz	16.9	64.5	67	41	43.2	25.5	258
80	71	↓	Cape Town	32.9	44.1	45.6	1	62.7	71.1	257

2019	2018		City	Ranking	Student Mix	Desirability	Employer Activity	Affordability	Student View	Overall
81	-	new	Bangalore	33.4	7.8	34.9	34.2	84	55.6	250
82	81	↓	Bogota	43.5	21.1	22.8	71.5	50.7	38.2	248
83	92	↑	Brighton	24.5	80.3	54.4	7.7	20.4	59.3	247
84	87	↑	Gold Coast	25.1	75.2	61.8	21.1	35.7	25.8	245
85	99	↑	Mumbai	34.3	7.7	43	65.8	48.4	44.8	244
85	95	↑	Manila	26.4	23.2	31	33	80.9	49.5	244
87	90	↑	Baltimore	57.9	58.8	48.5	47.4	21.4	9.3	243
88		new	Abu Dhabi	24.2	55.3	43.9	10.2	47.8	58.3	240
89	86	↓	Daejeon	49.1	39.3	39.7	65.9	32.9	11.5	238
89	82	↓	Ankara	17.8	37.1	25.6	43.1	62.1	51.9	238
91	83	↓	Monterrey	34.1	27.4	16.5	62.5	68.2	27.4	236
92	96	↑	Novosibirsk	25.1	41.4	22.3	43.2	84.3	17.3	234
93	97	↑	Houston	42.5	50.1	51.5	30	21.2	35.4	231
94	100	↑	Miami	23.9	48.3	65.4	33	15.5	43.7	230
95	84	↓	Vilnius	9.8	48.2	26.1	43.7	68.7	32.8	229
95	92	↓	Nagoya	35.3	36.2	62.9	24.3	67.7	2.1	229
97	-	new	Bristol	48.4	77.1	39.6	51.6	9.4	1	227
98		new	Lima	16.2	18.9	28.5	65.1	67	28.7	224
99	88	↓	Nanjing	35	24.4	29	32.3	47.5	54.9	223
100	97	↓	Montpellier	9.3	81.5	46.5	17.4	62.3	3.5	221
101		new	Beirut	24.7	32.3	17.6	52.5	32.3	56.7	216
102	100	↓	Rio de Janeiro	26.2	25.2	28.8	52.5	45	31.1	209
103	-	new	Sheffield	43	77.8	38.8	37.7	9.8	1	208
104		new	Krakow	19.6	50.9	37.8	25.1	25.4	44	203
105		new	Wuhan	30.1	31.9	22.9	30	41.2	45.6	202
106	-	new	Liverpool	33.6	74.9	37.7	38.9	12.7	1	199
107	94	↓	Cairo	15.1	29.2	24.5	49.5	36.6	42.9	198
108		new	Wroclaw	1.4	43.2	37.9	23.2	87.2	1.7	195
109		new	Jakarta	26.8	21	27.4	13.5	77.1	28.3	194
110		new	Riga	9.5	52.6	23.7	30.6	35.5	40.6	193
111		new	Islamabad	28.5	16.3	23.1	29.3	69.5	25.6	192
112		new	Almaty	35.5	36.8	17.8	43.9	31.8	25.3	191
113		new	Delhi	36.4	9.9	28.6	29.7	68.7	17	190
114		new	Dallas	3.8	58	54	14	17.2	41.4	188
115	88	↓	Quebec City	10.3	70.8	59.9	1.1	41.6	1	185
115		new	Chennai	23.9	9	30.8	40.9	63.1	17.5	185
115		new	Lahore	9.7	11	22.6	49.1	65.5	27.2	185
118		new	Kiev	3.3	21.1	19	35.2	69.4	34.9	183
118	-	new	Leicester	24.8	82.3	39.2	21.6	14.5	1	183
120		new	Minsk	16	44.7	20.3	39.2	35	26.9	182



A Leading University of Korea  
Leaping onto the World Stage

# C HUNG NAM N ATIONAL U NIVERSITY

## Contact

99 Daehak-ro, Yuseong-gu, Daejeon 34134, Korea  
[www.cnu.ac.kr](http://www.cnu.ac.kr)



충남대학교  
CHUNGNAM NATIONAL UNIVERSITY

QS Stars University Ratings	183
Asia	184
Australia & New Zealand	187
Europe	188
Latin America	193
Middle East & Africa	195
North America	197



# PRIDE OF KOREA

---

## Leading the Future in University Education

Innovative education platform  
Collaborative curriculum  
Evolving academic ecosystem



**Contact**

[www.kangwon.ac.kr/english](http://www.kangwon.ac.kr/english)

 **KNU** KANGWON NATIONAL  
UNIVERSITY

---

## QS Stars University Ratings 2020

---

*by Leigh Kamolins*

The QS Stars rating system is a quality standard that provides a different lens through which to explore university performance. As part of the evaluation, each institution undergoes a rigorous audit process based on a detailed methodology in which performance in at least eight out of 13 categories of importance to prospective students is explored: Teaching, Employability, Internationalization, Research, Academic Development, Facilities, Online Learning, Subject Ranking, Program Strength, Arts & Culture, Innovation, Inclusiveness, and Social Responsibility.

QS Stars assessment uses dozens of data points from which an Overall rating from 1-Star to 5+-Stars is reached, and ratings in each category in which the institution has been assessed are also provided.

As a rating system, QS Stars differs from rankings, which, by their very nature, compare universities against one another and put them in order based on how they perform across a limited set of selected indicators. Only one institution can come out as number one and universities with particular strengths which are not covered in the measurement indicators, may have difficulty demonstrating those. QS Stars therefore assesses institutions against a set of fixed standards. So long as an institution meets those, there is no limit to how many institutions can achieve a particular rating, and each and every institution has the opportunity to shine and showcase its strengths in the areas in which it performs best.

QS Stars has proven to be a useful tool both for students and prospective institutional partners. Using a data-driven approach, it helps them understand the performance of an institution and acts as a definitive guide in the decision-making process.

The following overview shines a light on some of the most recent regional findings relating to institutions that have participated in the Stars rating program, which are listed below with their respective ratings.



## ASIA

Asian universities tend to perform well in Teaching and in Employability. They generally showed a good rate of overall student and teaching satisfaction. For Employability, strong graduate employment rates were evident, with most showing a rate of at least 80%, as well as strong career support services. Broadly, however, Research and Internationalization proved a challenge for a number of Asian institutions.

Asian universities also performed well in the advanced criteria categories. Those assessed in Arts & Culture boasted strong facilities. Investment in community development, environmental impact, and regional human capital development demonstrated real strengths in Social Responsibility initiatives for a number of institutions across the region. Innovation was one category in which highly-ranked institutions outperformed others - demonstrating large numbers of industrial collaborations and active patents. In respect of Inclusiveness, most Asian institutions provided scholarships and bursaries to their students, as well as other assistance to low-income groups.

### Brunei

Universiti Teknologi Brunei



### China (Mainland)

Central Academy of Drama



Huazhong University of Science & Technology



Jiangsu Normal University



Nanjing Medical University



School of Management, Uni of Science & Tech of China



Yangzhou University



Zhejiang University School of Management



### India

B S Abdur Rahman Crescent University



Banasthali Vidyapith



CEPT University



Galgotias University



Hindustan University




## India *(continued)*

JSS Academy of Higher Education & Research  
 JIS College of Engineering  
 Karunya Institute of Tech & Services (Deemed Uni)  
 Maharishi Markandeshwar University  
 Narula Institute of Technology  
 Sathyabama Institute of Science & Technology  
 SRM University



## Indonesia

Universitas Andalas  
 Atma Jaya Catholic University Jakarta  
 Bina Nusantara University  
 Islamic University of Madinah  
 Universitas Muhammadiyah Yogyakarta  
 Universitas Negeri Semarang  
 Universitas Pendidikan Indonesia  
 Universitas Sebelas Maret  
 Universitas Sumatera Utara  
 Syarif Hidayatullah State Islamic University Jakarta  
 Universitas Tarumanagara  
 Telkom University



## Japan

Ritsumeikan University



**Kazakhstan**

Karaganda State Medical University



Kazan National Research Technical University



**Macau SAR**

University of Macau



**Malaysia**

Asia Pacific University of Technology & Innovation



Cyberjaya University College of Medical Sciences



International Islamic University Malaysia



Universiti Kebangsaan Malaysia



Universiti Kuala Lumpur



Limkokwing University of Creative Technology



Universiti Malaya



Universiti Malaysia Pahang



Universiti Malaysia Perlis



Universiti Malaysia Sarawak



Malaysia University of Science & Technology



Sunway University



Taylor's University



Universiti Teknologi Malaysia



Universiti Teknologi Petronas



Universiti Tun Hussein Onn Malaysia



Universiti Utara Malaysia



## Philippines

Mapua Institute of Technology



University of Santo Tomas



## Taiwan

Chang Jung Christian University



## Thailand

Silpakorn University



## Vietnam

FPT University



# Australia & New Zealand

Universities in Australia and New Zealand were shown to be all-round strong performers in QS Stars, with an average Overall rating of 5-Stars. The regional institutions' two strongest categories were Employability and Internationalization, and every assessed university received a 5-Star rating in both categories. Institutions demonstrated positive experiences for international students and faculty, attracting the best and the brightest from around the world in spite of their globally remote locations. Teaching and Facilities were further categories achieving excellent results: more than 75% of those assessed achieved 5-Stars for Teaching, and nearly 90% of institutions achieved 5-Stars for their on-campus Facilities.

In specialist areas, most institutions achieved 5-Stars in the categories in which they were evaluated. Both Innovation and Inclusiveness were strengths for this region, with 85% and 81% achieving 5-Stars in these categories respectively.

## Australia

Australian Catholic University



Bond University



Central Queensland University



Curtin University



La Trobe University



**Australia** *(continued)*

University of New South Wales



RMIT University



University of South Australia



University of South Australia Business School



University of Southern Queensland



University of Technology, Sydney



University of Wollongong



UTS Business School



Western Sydney University



**New Zealand**

Auckland University of Technology



University of Canterbury



Massey University



University of Otago



Victoria University of Wellington



## Europe

In Europe there are many institutions with well-established global reputations. Many of these institutions are highly sought after by students from around the world. Their QS Stars ratings appear to imply many of these reputations were grounded in strong institutional performance. Around 75% of institutions audited received an Overall rating of 4-Stars or higher.

European institutions also performed well in Teaching and Employability with 95% and 90% achieving 4 Stars or above in these categories respectively. Internationalization was also a strong category, demonstrating their attractiveness to students from abroad, although this attribute was more evenly distributed than some other categories with more than 30% of institutions achieving 2-Stars or 3-Stars. Institutions demonstrated quality learning environments, and 80% of institutions achieved 5-Stars in either the Online Learning or Facilities categories.

## Cyprus

European University Cyprus



University of Nicosia



## Denmark

Aalborg University



## France

EURECOM



## Hungary

Széchenyi István University



## Ireland

National College of Ireland



## Latvia

Riga Technical University



## Northern Cyprus

Eastern Mediterranean University



European University of Lefke



## Portugal

University of Coimbra



## Romania

Babes-Bolyai University



Technical University Cluj-Napoca



1 2 9 0



UNIVERSIDADE D  
COIMBRA



73 <sup>years</sup>  
anos

ahead of its  
time

à frente do seu tempo



**25 188**

Students/*Estudantes*

**105**

Nationalities/*Nacionalidades*

**1197**

Researchers/*Investigadores*

**1753**

Faculty/*Docentes*

**330**

Courses/*Cursos*

**480**

Research projects/  
*Projetos de Investigação*

**247**

National and international  
patents/*Patentes nacionais  
e internacionais*

Find out more about this UNESCO World Heritage University at [uc.pt/en](http://uc.pt/en)



## Russia

Kazan Federal University	★★★★
MGIMO University	★★★★★
Nat Research Uni, Moscow Power Engineering Institute	★★★★
Plekhanov Russian University of Economics	★★★★★
Russian State Social University	★★★
St Petersburg State Uni Architecture & Civil Engineering	★★★★
Samara National Research University	★★★★
Tomsk State Uni of Control Systems & Radioelectronics	★★★★
Volgograd State University	★★★

## Spain

CESINE University	★★★
Universidad Camilo José Cela	★★★
EAE Business School	★★★★★
Universidad Europea de Madrid	★★★★
GBSB Global Business School	★★★★
University of Nebrija	★★★
Universidad Rey Juan Carlos	★★★★

























## Switzerland

EU Business School	★★★★
Sustainability Management School	★★★★

## Turkey

İstanbul Bilgi Üniversitesi	★★★★
-----------------------------	------

**United Kingdom**

University of Bristol	
University of Central Lancashire	
University of Chichester	
Coventry University	
Edinburgh Napier University	
University of Exeter	
University of Glasgow	
Goldsmiths, University of London	
University of Huddersfield	
Leeds Beckett University	
London South Bank University	
Loughborough University	
Newcastle University	
Northumbria University	
Nottingham Business School	
Nottingham Trent University	
University of Portsmouth	
Sheffield Hallam University	
Southampton Solent University	
University of Stirling	
University of Strathclyde	
University of Sunderland	
University of Surrey	
University of Wolverhampton	

## Latin America

Many Latin American institutions assessed in the QS Stars program are nationally well-regarded and have also attracted international recognition. These universities tend to maintain a reputable level of research and could demonstrate that their graduates were highly attractive to prospective employers. Many also showed excellence in areas such as Employability, Teaching, and Research, as well as providing excellent learning environments for both students and faculty.

Two assessed Latin American institutions obtained an Overall rating of 5-Stars, having a strong international reputation, cutting-edge facilities, and internationally renowned research and teaching faculty members. One of Latin America's best performing categories was Teaching for which 80% of assessed institutions received a rating of 4-Stars or 5-Stars, due to high levels of student and teaching satisfaction. The majority of institutions also achieved 5-Stars for Employability due to strong career support services, high graduate employment rates, and well-established employer reputations.

### Argentina

Universidad Nacional del Litoral



Universidad Nacional Tres de Febrero



### Bolivia

Universidad Católica Boliviana



### Chile

Universidad de Las Américas Chile



### Colombia

Universidad de Antioquia



Universidad Católica de Colombia



Corporación Universitaria Minuto de Dios



Universidad Externado de Colombia



Fundación Universitaria del Área Andina



Universidad Industrial de Santander



Universidad de Los Andes Colombia



**Colombia** *(continued)*

Universidad del Magdalena



Universidad de Medellín



Universidad del Rosario



Universidad de la Salle



Universidad de Santander



Universidad Santo Tomás



**Ecuador**

Universidad Espiritu Santo



Universidad UTE



**Mexico**

Universidad de las Americas Puebla



Universidad Autonoma del Estado de Hidalgo



Universidad Autonoma del Estado de Mexico



CETYS University



CETYS University School of Business



Universidad de Guadalajara



Universidad Iberoamericana



Universidad Panamericana



Instituto Politécnico Nacional



Universidad TecMilenio



Universidad Tecnológica de México



## Peru

Universidad Científica del Sur



Universidad de Lima



Universidad Peruana de Ciencias Aplicadas



Universidad Privada del Norte



## Middle East & Africa

Universities in the Middle East and Africa delivered a range of outcomes in their QS Stars ratings revealing some of the region's varied priorities. 45% of assessed institutions achieved a rating of 4-Stars or above, demonstrating their strong contribution to providing quality education in line with the United Nations' Sustainable Development Goals.

High levels of student and teaching satisfaction saw Teaching as the best performing core category, with 75% of the assessed institutions reaching 5-Stars. Employability was another area of strength for several institutions. Some scope for growth was evident in the Research category and it will be an interesting space to watch in this region as it evolves over the coming years. Of those institutions assessed, many demonstrated world-class facilities; more than 70% achieved a 5-Star rating in the Facilities category. Many institutions also demonstrated quality sporting and medical facilities as well as a strong IT infrastructure on campus.

## Bahrain

Ahlia University



Applied Science University of Bahrain



## Egypt

Ain Shams University



Benha University



## Iraq

Al-Mustaqbal University College



**Jordan**

Al-Ahliyya Amman University	★★★★★
Applied Science Private University	★★★★★
Hashemite University	★★★
University of Jordan	★★★★★
Jordan University of Science & Technology	★★★★★
Middle East University	★★★

**Lebanon**

Holy Spirit University of Kaslik	★★★
----------------------------------	-----

**Saudi Arabia**

Imam Abdulrahman Bin Faisal University	★★★
King Khalid University	★★★
King Saud University	★★★★★
Princess Nora Bint Abdulrahman University	★★★

**South Africa**

North-West University	★★★★
-----------------------	------

**United Arab Emirates**

Ajman University	★★★
Al Ain University	★★★
Gulf Medical University	★★★
Mohammed Bin Rashid Uni of Medicine & Sci Health	★★★
University of Sharjah	★★★★
United Arab Emirates University	★★★★★
Zayed University	★★★★

# North America






North America continues to be a popular destination for many students and proved to be a high performing region with 71% of assessed institutions achieving 5-Stars. Teaching, Employability, Internationalization, Innovation, Arts & Culture and Facilities all shone through as strong performing areas.

In the Employability category, high graduate employment rates and quality career support services shone through. Institutions also demonstrated strong levels of student satisfaction. Among the advanced criteria, Arts & Culture and Innovation were the two most popular categories, and every institution assessed in these categories received 5-Stars.

## Canada

Dalhousie University	
University of the Fraser Valley	
McMaster University	

## United States of America

Kansas State University	
Missouri University of Science & Technology	
North Carolina State University	
Northern Arizona University	
Oklahoma State University	

Enjoy the Nature,  
Find Your Future, JNU

# JEJU NATIONAL UNIVERSITY

## Contact

102, Jejudaehak-ro, Jeju-si, Jeju-do, Republic of Korea  
<http://www.jeju.ac.kr>







# الجامعة الأمريكية في رأس الخيمة

## AMERICAN UNIVERSITY OF RAS AL KHAIMAH

Accredited by SACSCOC and Licensed by Ministry of Education

Discover  
your Future

- ✓ 22 accredited degree programs
- ✓ More than 40 different nationalities
- ✓ World-class, international faculty
- ✓ Range of merit Scholarship available
- ✓ International exchange programs with universities across North America and Europe

### School of Arts & Sciences



#### B.S. Biotechnology

- Cell & Molecular Biotechnology
- Medical Biotechnology



#### B.A. English Language

- Translation - Literature
- Teaching of English



#### B.A. Mass Communications

- Digital Media - Public Relation



#### Master of Education in Educational Leadership (MEEL)

### School of Engineering



#### Bachelor of Architecture



#### B.S. Chemical Engineering



#### B.S. Civil and Infrastructure Engineering



#### B.S. Computer Engineering



#### B.S. Computer Science



#### Master of Science in Engineering Project Management (MEPM)



#### B.S. Electrical Engineering



#### B.S. Electronics and Communications Engineering



#### B.S. Industrial Engineering



#### B.S. Mechanical Engineering



#### B.S. Petroleum Engineering



Computing  
Accreditation  
Commission



Engineering  
Accreditation  
Commission

### School of Business



#### B.S. Accounting



#### B.S. Business Administration (International Business, Marketing, Finance)



#### B.S. Finance



#### B.S. Marketing



#### B.S. Human Resource Management



#### Master of Business Administration (MBA)



#### Executive Master of Business Administration (EMBA)

The School of Business has received a letter from the AACSB accepting its initial self-evaluation report



SACSCOC  
Accreditation  
Status

# QS World University Rankings® Global MBA

*by Daniel Kahn*

The QS World University Rankings® - Global MBA is now in its fourth year. In contrast to many of the QS Rankings developed over the last 15 years, this Ranking looks at the full-time MBA at program level within business schools worldwide. 240 business schools from around the world were ranked in the 2020 edition with Stanford coming out on top.

Based on its long rankings experience, together with the constant contact with the market through its events and editorial content, QS is well positioned to add insight to the crowded world of MBA Rankings. Martin Boehm, Dean of IE Business School commented: "QS has been a respected source of rankings since its founding, providing a much-needed global view of higher education – not only from a geographical perspective but subject as well." QS has a solid understanding of those current trends top of mind for students and alumni, educators, and employers alike, which have informed its approach to the Global MBA Ranking.

Millions of potential business school applicants have started their MBA journey by researching program opportunities using the QS Ranking, published on TopMBA.com. It represents a vital resource to compare different programs and help decide where to study. Before finding out which schools have been ranked the best in the world, here is how QS assessed these programs.

## Methodology

The university rankings methodologies developed by the QS Intelligence Unit (QSIU) were examined to use existing indicators and metrics relevant to business schools. Significantly, the team used QS research to identify which factors are most important to a prospective applicant when choosing a graduate business program. Data for the 2020 edition was collected in early 2019, using three surveys; the QS Global Employer Survey, the QS Global Academic Survey, and a survey completed by business schools themselves, which included quantitative indicators such as the salary of graduates, class profile and diversity. For the purpose of the Global MBA Rankings 2020, QS did not ask schools to survey their alumni. Thirteen criteria form the basis of five key indicators that programs were ranked on: Employability, Entrepreneurship and Alumni Outcomes, Return on Investment, Thought Leadership, and Class and Faculty Diversity. Andrea Masini, Associate Dean of the HEC Paris MBA describes the process as: "An analytical, statistically based ranking."

## Measurement indicators

### **Employability (40%)**

The backbone of the rankings is the QS Global Employer Survey, which asks employers from which business schools they prefer to hire. The Survey has been running for more than 20 years. Between 2015-2019, hundreds of thousands of university and business school nominations from nearly 45,000 global employers to the QS Global Employer Survey were collected; more recent responses are given the greatest weight in this ranking. Employers across all sectors and industries take part in the survey, and include companies such as Facebook, Google, Uber, Wells Fargo, and Bank of America. The total score for this indicator also considers the employment rate for students, three months post-graduation, based on MBA CSEA standards.

### **Entrepreneurship and Alumni Outcomes (15%)**

The Alumni Outcomes Index looks at the schools associated with over 30,000 CEOs, executives and board members at some of the biggest companies in the world including Apple, Amazon, UBS, IBM, Microsoft, JPMorgan Chase, ExxonMobil, AT&T, and PepsiCo. To do this, QS considered more than 150 global and regional lists, including the Forbes 2000, the Global Fortune 500, top social media influencers, and various specialist publications. This is combined with the proportion of students from each program who have gone on to set up their own businesses. Indeed, the growing trend of students interested in setting up their own companies post-graduation, means that entrepreneurship accounts for a considerable proportion of the Entrepreneurship and Alumni Outcomes indicator.

### **Return on Investment (20%)**

QS uses a number of data points to determine Return on Investment of an MBA. A 10-year return on investment is calculated, mapping average post-MBA salaries against average salaries before enrolment, taking into account forgone salary as well as tuition fees and cost of living (using Mercer Quality of City Living Ranking). Salary increases are factored into both the pre and post-MBA salary, with the latter increasing at a higher rate. Schools are given a graded bonus for the number of entrepreneurs produced, to account for the slower, but potentially much higher return for those starting a business. The percentage of graduates accepting employment within three months of finishing their studies is also taken into account.

### **Thought Leadership (15%)**

This indicator uses three sub-metrics. The QS Academic Survey has been running for 15 years and for 2020, collected university and business school nominations between 2015-2019 from 95,000 academics from around the world, who elected which institutions they believe are the strongest in their subject area. Research impact is evaluated using Elsevier's SciVerse Scopus™ database, measuring citations per paper. Thirdly, the percentage of faculty with a doctoral degree in the business school faculty is included.

### **Class & Faculty Diversity (10%)**

To give a representation of diversity on a program, QS looks at the percentage of students and faculty members who are female, the percentage of international faculty at the business school, and the number of nationalities in the MBA classroom.

## **QS Business Masters Rankings**

Business Masters rankings in Business Analytics, Finance, Management and Marketing, are also published annually and the 2020 results appear here after the Global MBA Ranking. These four subjects were chosen because they are the most popular in terms of applicants and demand at business schools. The QS Business Masters Rankings present an alternative resource for people who are not sure whether a traditional MBA program is the best fit for their needs. The methodology is similar to that of the Global MBA Ranking with the addition of a Value for Money indicator which is adapted for the younger masters candidate. Roland Siegers, Executive Director at CEMS Global Alliance confirmed: "I believe that the QS methodology captures nicely aspects of quality from all relevant vantage points and this makes for a mature and comprehensive representation of the current Masters offer on global scale."

2020	2019		Institution		Score
1=	3	↑	The Wharton School	US	90.9
1=	1	→	Stanford Graduate School of Business	US	90.9
3=	6	↑	INSEAD	FR	90.8
3=	5	↑	MIT Sloan School of Management	US	90.8
5	2	↓	Harvard Business School	US	89.0
6	4	↓	London Business School	UK	88.0
7	7	→	HEC Paris	FR	87.9
8	9	↑	Chicago Booth	US	86.8
9	17	↑	UC Berkeley Haas	US	86.4
10	14	↑	Kellogg School of Management at Northwestern	US	86.0
11	10	↓	Columbia Business School	US	85.7
12	18	↑	IESE Business School	ES	85.5
13	11	↓	UCLA Anderson School of Management	US	84.7
14	8	↓	IE Business School	ES	84.6
15	21	↑	Cambridge Judge Business School	UK	83.2
16	12	↓	Oxford Saïd Business School	UK	82.9
17	13	↓	ESADE	ES	81.8
18	16	↓	Yale School of Management	US	80.7
19=	20	↑	Duke Fuqua School of Business	US	80.5
19=	19	→	Imperial College Business School	UK	80.5
19=	15	↓	Michigan Ross	US	80.5
22	22	→	NYU Stern School of Business	US	79.8
23	23	→	SDA Bocconi School of Management	IT	77.2
24	24	→	IMD	CH	76.5
25	25	→	CEIBS China International Business School	CN	70.4
26=	31	↑	Copenhagen Business School	DK	70.1
26=	28	↑	Melbourne Business School	AU	70.1
28	29=	↑	USC Marshall School of Business	US	69.5
29	26=	↓	Rotterdam School of Management	NL	69.2
30	26=	↓	ESSEC Business School	FR	68.1
31	32	↑	BU Questrom School of Business	US	68.0
32	40	↑	NUS Business School	SG	67.7
33	36=	↑	Kelley School of Business Indiana University	US	66.7
34	36=	↑	Warwick Business School	UK	66.5
35	38	↑	Cornell S C Johnson College of Business	US	64.7
36	33=	↓	University of Hong Kong	HK	64.5
37	29=	↓	McCombs School of Business Uni Texas at Austin	US	64.4
38	42	↑	Mannheim Business School	DE	64.1
39	33=	↓	Tepper School of Business	US	64.0
40	48=	↑	Indian Institute of Management Ahmedabad	IN	63.9

QS World University Rankings®: Global MBA

2020	2019		Institution		Score
41	65	↑	Frankfurt School of Finance & Management	DE	63.4
42	39	↓	AGSM @ UNSW Business School	AU	62.2
43	52	↑	Nanyang Business School	SG	61.8
44	71	↑	Indian Institute of Management Bangalore	IN	61.6
45	41	↓	Tuck School of Business at Dartmouth	US	61.1
46	35	↓	EDHEC Business School	FR	60.2
47	46	↓	HSG University of St Gallen	CH	60.1
48	47	↓	Alliance Manchester Business School	UK	58.4
49=	59	↑	Georgetown McDonough School of Business	US	57.7
49=	53=	↑	HKUST Business School	HK	57.7
51=	44	↓	Cranfield School of Management	UK	57.6
51=	48=	↓	Goizueta Business School Uni Emory	US	57.6
51=	58	↑	Michigan State Broad College of Business	US	57.6
54	43	↓	Rotman School of Management	CA	57.1
55	78=	↑	EGADE Business School	MX	56.0
56	50	↓	Darden School of Business UVA	US	55.6
57	51	↓	UNC Kenan-Flagler Business School	US	55.5
58	67	↑	Warrington College of Business Uni Florida	US	55.4
59	45	↓	Vlerick Business School	BE	55.3
60	66	↑	Georgia Tech Scheller College of Business	US	55.1
61	60=	↓	Uni Washington Foster School of Business	US	55.0
62	55=	↓	Vanderbilt Owen Graduate School of Management	US	54.5
63	53=	↓	Babson College FW Olin Grad School of Business	US	54.3
64	84	↑	Fisher College of Business Ohio State	US	54.1
65	57	↓	Carlson School of Management Uni of Minnesota	US	54.0
66	69=	↑	WHU Otto Beisheim School of Management	DE	53.5
67=	64	↓	CUHK Business School	HK	52.5
67=	75	↑	Jones Graduate School of Business Rice University	US	52.5
67=	63	↓	Mays Business School Texas A&M	US	52.5
70	73	↑	Penn State Smeal College of Business	US	52.3
71=	60=	↓	McGill Desautels	CA	52.2
71=	69=	↓	WashU Olin Business School	US	52.2
73	111-120	↑	Antai College of Economics & Management SJTU	CN	52.1
74	68	↓	Durham University Business School	UK	51.5
75	60=	↓	Ivey Business School	CA	50.2
76	86	↑	University of Edinburgh Business School	UK	49.9
77	92	↑	Wisconsin School of Business	US	49.5
78	85	↑	Smith School of Business Queen's University	CA	49.4
79	88	↑	Naveen Jindal School of Management UT Dallas	US	49.0
80	94	↑	ESMT Berlin	DE	48.9

2020	2019		Institution		Score
81	91	↑	Carroll School of Management Boston College	US	48.8
82	101-110	↑	Joseph M Katz Grad Sch of Business Uni Pittsburgh	US	48.7
83	76	↓	Schulich School of Business York University	CA	48.5
84=	78=	↓	W P Carey School of Business ASU	US	48.4
84=	96=	↑	INCAE Business School	CR	48.4
86	89	↑	Mendoza College of Business Notre Dame	US	48.3
87		new	Colorado State Uni College of Business	US	48.2
88	72	↓	Krannert School of Management Purdue University	US	48.1
89	87	↓	Monash Business School	AU	47.6
90	90	→	Cass Business School	UK	47.0
91	82=	↓	Grenoble Ecole de Management	FR	46.7
92	74	↓	UCD Michael Smurfit Graduate Business School	IE	46.6
93	81	↓	The Lisbon MBA	PT	46.5
94	99	↑	Simon Business School Uni Rochester	US	46.3
95	111-120	↑	Jenkins Grad College of Management NC State Uni	US	46.1
96	101-110	↑	Kogod School of Business American U Washington	US	45.6
97	77	↓	EM Lyon Business School	FR	45.5
98=	100	↑	Indian School of Business	IN	45.2
98=	82=	↓	UC Davis Graduate School of Management	US	45.2
100	121-130	↑	Lehigh University College of Business	US	44.8
101-110	141-150	↑	Alberta School of Business	CA	
101-110	111-120	↑	Gabelli School of Business Fordham University	US	
101-110	93	↓	Terry College of Business University of Georgia	US	
101-110	111-120	↑	Indian Institute of Management Calcutta	IN	
101-110	101-110	→	D'Amore McKim School of Business at Northeastern	US	
101-110	101-110	→	MIP Politecnico di Milano Graduate Sch of Business	IT	
101-110	95	↓	Rutgers Business School	US	
101-110	78=	↓	Strathclyde Business School	UK	
101-110		new	TIAS School for Business & Society	NL	
101-110	96=	↓	Trinity Business School Trinity College Dublin	IE	
111-120	131-140	↑	Birmingham Business School	UK	
111-120	111-120	→	John Molson School of Business Concordia Uni	CA	
111-120	151-200	↑	ESAN Graduate School of Business	PE	
111-120	111-120	→	Florida International University School of Business	US	
111-120	111-120	→	George Washington School of Business	US	
111-120	111-120	→	HHL Leipzig Graduate School of Management	DE	
111-120	131-140	↑	IPADE Business School	MX	
111-120	111-120	→	SMU Cox School of Business	US	
111-120	101-110	↓	UBC Sauder School of Business	CA	
111-120	96=	↓	UCI Paul Merage School of Business	US	



2020	2019		Institution		Score
111-120	121-130	↑	University of Queensland Business School	AU	
121-130	131-140	↑	Raymond J Harbert College of Business Auburn Uni	US	
121-130	101-110	↓	Baylor University Hankamer School of Business	US	
121-130	121-130	→	Weatherhead School of Management Case Western	US	
121-130	101-110	↓	City University of Hong Kong Business School	HK	
121-130	121-130	→	Lancaster University Management School	UK	
121-130	111-120	↓	Robert H Smith School of Business Uni of Maryland	US	
121-130	121-130	→	Macquarie Graduate School of Business	AU	
121-130	131-140	↑	Pepperdine Graziadio Business Schoo	US	
121-130	111-120	↓	Miami University Farmer School	US	
131-140	151-200	↑	Athens University of Economics & Business	GR	
131-140	151-200	↑	Uni of Cape Town Graduate School of Business	ZA	
131-140		new	EAE Business School	ES	
131-140	101-110	↓	HEC Montréal	CA	
131-140	151-200	↑	Kingston Business School	UK	
131-140	111-120	↓	Management School University of Liverpool	UK	
131-140	151-200	↑	University of Palermo Graduate School of Business	AR	
131-140	151-200	↑	Uni of San Francisco Masagung Grad Sch of Business	US	
131-140	151-200	↑	Sungkyunkwan University GSB	KR	
131-140	151-200	↑	American University in Cairo School of Business	EG	
131-140	121-130	↓	University of Western Australia Business School	AU	
141-150	141-150	→	Eller College of Management University of Arizona	US	
141-150	121-130	↓	University of Bath School of Management	UK	
141-150	151-200	↑	Brunel Business School	UK	
141-150	151-200	↑	EADA Business School	ES	
141-150	141-150	→	EU Business School	ES	
141-150	151-200	↑	Bauer College of Business University of Houston	US	
141-150	141-150	→	IAE Business School	AR	
141-150	151-200	↑	IÉSEG School of Management	FR	
141-150	121-130	↓	Uni of South Carolina Darla Moore Sch of Business	US	
141-150	141-150	→	Universidad de Chile	CL	
151-200		new	Almaty Management University	KZ	
151-200	131-140	↓	Aston Business School	UK	
151-200	201+	↑	AUB Suliman S Olayan School of Business	LB	
151-200	151-200	→	Audencia Business School	FR	
151-200	131-140	↓	ANU College of Business & Economics	AU	
151-200	151-200	→	Bentley Uni McCallum Graduate School of Business	US	
151-200	201+	↑	Brandeis International Business School	US	
151-200	151-200	→	Brigham Young Uni Marriott School of Business	US	
151-200	201+	↑	CENTRUM PUCP Business School	PE	



2020	2019		Institution		Score
151-200	201+	↑	Lindner College of Business University of Cincinnati	US	
151-200	151-200	→	Leeds School of Business Uni of Colorado Boulder	US	
151-200	131-140	↓	UConn School of Business	US	
151-200	141-150	↓	Deakin Business School	AU	
151-200	151-200	→	Daniels College of Business University of Denver	US	
151-200	151-200	→	LeBow College of Business Drexel University	US	
151-200	131-140	↓	ESIC Business & Marketing School	ES	
151-200	201+	↑	University of Glasgow Adam Smith Business School	UK	
151-200	151-200	→	Howard University School of Business	US	
151-200	201+	↑	Kent Business School	UK	
151-200	201+	↑	La Trobe Business School	AU	
151-200	151-200	→	Leeds University Business School	UK	
151-200	201+	↑	School of Business & Economics Loughborough Uni	UK	
151-200	201+	↑	LUISS Business School	IT	
151-200	151-200	→	Trulaske College of Business University of Missouri	US	
151-200	201+	↑	Newcastle University Business School	UK	
151-200	151-200	→	Nottingham Business School	UK	
151-200	151-200	→	NUCB Business School	JP	
151-200	151-200	→	Lundquist College of Business University of Oregon	US	
151-200	151-200	→	University of Otago Business School	NZ	
151-200	151-200	→	Porto Business School	PT	
151-200	151-200	→	School of Business University of California Riverside	US	
151-200	151-200	→	RMIT University School of Business & Law	AU	
151-200	151-200	→	Aberdeen Business School Robert Gordon University	UK	
151-200	201+	↑	SP Jain Institute of Management & Research	IN	
151-200	151-200	→	Sobey School of Business Saint Mary's University	CA	
151-200	151-200	→	University of San Diego	US	
151-200	151-200	→	Sheffield University Management School	UK	
151-200	131-140	↓	University of Stellenbosch Business School	ZA	
151-200	151-200	→	Whitman School of Management Syracuse Uni	US	
151-200	141-150	↓	Neely School of Business Texas Christian University	US	
151-200	151-200	→	Rawls College of Business Texas Tech University	US	
151-200	201+	↑	Toulouse Business School	FR	
151-200	151-200	→	Rady School of Management UCSD	US	
151-200	201+	↑	Business School EAFIT University	CO	
151-200	151-200	→	Waseda Business School	JP	
151-200	151-200	→	Willamette Uni Atkinson Grad Sch of Management	US	
151-200	141-150	↓	William & Mary Mason School of Business	US	
151-200	201+	↑	University of Wollongong Sydney Business School	AU	
151-200		new	Yonsei School of Business	KR	
151-200		new	Zagreb School of Economics & Management	HR	

ULTIMATE EDUCATIONAL HARMONY



*Top 1000*

best business schools in  
the world (Eduniversal  
ranking)

*Top 01*

international publication  
in the field of economics  
and business in Vietnam  
(2019)

*17*

joint programs with key  
academic partners in  
Europe, US, Australia,  
and New Zealand

*12*

07 programs accredited  
under AUN-QA and 04  
programs awarded  
under FIBAA and 01  
award under Epas

*96%*

graduates are employed  
within 6 months after  
graduation



**CONTACT US:**

- Phone: 84.28.38295299
- Email: [info@ueh.edu.vn](mailto:info@ueh.edu.vn)
- Website: [http://en.ueh.edu.vn/default\\_en.aspx](http://en.ueh.edu.vn/default_en.aspx)
- Fanpage: <https://www.facebook.com/DHKT.UEH/>

## Business Analytics

<b>1</b>	<b>MIT Sloan School of Management</b>	51+	Aston Business School
<b>2</b>	<b>UCLA Anderson School of Management</b>	51+	Athens University of Economics & Business
<b>3</b>	<b>ESSEC/CentraleSupélec</b>	51+	Bentley Uni Graduate School of Business
<b>4</b>	<b>McCombs Sch of Bus Uni Texas at Austin</b>	51+	Brandeis International Business School
<b>5</b>	<b>Imperial College Business School</b>	51+	Brunel Business School
<b>6</b>	<b>USC Marshall School of Business</b>	51+	Orfalea College of Business Cal Poly
<b>7</b>	<b>ESADE</b>	51+	Central European Un Business School
<b>8</b>	<b>Alliance Manchester Business School</b>	51+	Clark University School of Management
<b>9</b>	<b>Warwick Business School</b>	51+	UConn School of Business
<b>10</b>	<b>University of Edinburgh Business School</b>	51+	EAE Business School
11	Carlson School of Management	51+	ESIC Business & Marketing School
12	Michigan State Broad College of Business	51+	Gabelli School of Business Fordham Uni
13	Krannert School of Management	51+	Robinson College of Business Georgia State
14	SMU - School of Information Systems	51+	HEC Montréal
15	NUS Business School	51+	Higher School of Economics
16	IE Sch of Human Sciences & Technology	51+	IÉSEG School of Management
17	Rotman School of Management	51+	Kent Business School
18	UCD Michael Smurfit Grad Business Sch	51+	Coll of Business Admin Kent State Uni
19	W P Carey Sch of Business ArizonaSU	51+	La Trobe Business School
20	Melbourne Business School	51+	Leeds University Business School
22	Mendoza Coll of Business Notre Dame	51+	Management School Uni of Liverpool
24	EDHEC Business School	51+	Sch of Business & Econ Loughborough Uni
25	UC Davis Graduate Sch of Management	51+	LUISS Business School
26	Rady School of Management UCSD	51+	Cairnes School of Business NUI Galway
27	Goizueta Business School Uni Emory	51+	Sabancı Business School
28	Wake Forest Uni School of Business	51+	Southampton Business School
29	University of Bath Sch of Management	51+	Stevens Institute of Technology
30	Lindner College of Bus Uni Cincinnati	51+	Strathclyde Business School
31	UBC Sauder School of Business	51+	Sawyer Business School Suffolk University
32	George Washington Sch of Business	51+	Tilburg Sch of Economics & Management
33	Miami Herbert Business School	51+	Toulouse Business School
34	Naveen Jindal Sch of Management	51+	College of Management U Mass Boston
35	University of San Francisco	51+	Porto Business School
36	UIC Liautaud Grad Sch of Business	51+	College of Business Uni Texas at Arlington
37	SMU Cox School of Business	51+	David Eccles School of Business Uni Utah
38	Indian Inst of Management Calcutta	51+	Worcester Polytechnic Institute
39	WashU Olin Business School	51+	Frank G Zarb School of Business Hofstra Uni
40	Weatherhead Sch of Man Case Western		
41=	LeBow Coll of Business Drexel Uni		
41=	Rensselaer Lally Sch of Management		
43	Kogod Sch of Bus Am Uni Washington		
44	Suliman S Olayan School of Business		
45	William & Mary Mason Sch of Business		
46	Whitman Sch of Man Syracuse Uni		
47	Uni of Sth Florida Muma Sch of Business		
48	MIP Politec di Milano Grad Sch of Bus		
49	Lancaster Uni Management School		
50	Simon Business School Uni Rochester		

## Finance

1	<b>Oxford Saïd Business School</b>	51	Wisconsin School of Business
2	<b>MIT Sloan School of Management</b>	52	Cass Business School
3	<b>HEC Paris</b>	53	Durham University Business School
4	<b>London Business School</b>	54	KEDGE Business School
5	<b>Berkeley Haas</b>	55	Mays Business School Texas A&M
6=	<b>Cambridge Judge Business School</b>	56	Grenoble Ecole de Management
6=	<b>ESSEC Business School</b>	57	Uni Queensland Business School
8	<b>LSE London Sch of Economics &amp; Pol Sci</b>	58	MIP Politec di Milano Grad Sch of Bus
9	<b>UCLA Anderson School of Management</b>	59	Nottingham Business School
10	<b>ESADE</b>	60	Sheffield Uni Management School
11	SDA Bocconi School of Management	61	Suliman S Olayan Sch of Business
12	ESCP Europe Business School	62	Vanderbilt Owen Grad Sch of Man
13	IE Business School	63	Carroll Sch of Man Boston College
14	Imperial College Business School	64	Uni of Bath Sch of Management
15	EM Lyon Business School	65	Frankfurt Sch of Finance & Man
16	Copenhagen Business School	66	EADA Business School
17=	Alliance Manchester Business School	67	Birmingham Business School
17=	HSG University of St Gallen	68	George Washington Sch of Bus
19	WU Vienna Uni of Economics & Business	69	Carlson School of Management
20	Rotman School of Management	70	Babson Coll FW Olin Grad Sch Bus
21	Warwick Business School	71=	Loyola Uni Chicago Quinlan Sch Bus
22	WHU Otto Beisheim Sch of Management	71=	NEOMA Business School
23	Rotterdam School of Management	73	Athens Uni of Econ & Business
24	EDHEC Business School	74	CENTRUM PUCP Business School
25	HKUST Business School	75=	DCU Business School
26	USC Marshall School of Business	75=	Tilburg Sch of Econ & Management
27	SKEMA Business School	77	Católica Lisbon Sch of Bus & Econ
28	Uni of Edinburgh Business School	78=	Krannert School of Management
29=	Trinity Business Sch Trinity Coll Dublin	78=	Rensselaer Lally Sch of Man
29=	UCD Michael Smurfit Grad Business Sch	80	HEC Montréal
31	McCombs Sch of Bus Uni Texas at Austin	81=	Sch Bus & Econ Loughborough Uni
32	Vlerick Business School	81=	Strathclyde Business School
33	Antwerp Management School	84	SMU Cox School of Business
34	Georgetown McDonough Sch of Business	85	University of San Diego
35	Cranfield School of Management	86	Higher School of Economics
36	Solvay Brussels Sch of Econ & Man	86	W P Carey Sch of Business ASU
37	CUHK Business School	87	Uni Glasgow Adam Smith Bus Sch
38	Gies College of Business Uni of Illinois	88	Naveen Jindal School of Management
39	BU Questrom School of Business	89=	Weatherhead Sch of Man Case Western
40	Georgia Tech Scheller Coll of Business	89=	UIC Business Uni Illinois
41	EGADE Business School	91	SGH Warsaw School of Economics
42	BI Norwegian Business School	92	Kogod Sch of Bus Am Uni Washington
43	Nova School of Business & Economics	93=	University of Exeter Business School
44	Shanghai Adv Inst of Finance at SJTU	93=	Miami Herbert Business School
45	Fisher College of Business Ohio State	95	Culverhouse Coll of Bus Uni Alabama
46	Audencia Business School	96	Sabancı Business School
47	Lund Uni Sch of Econ & Management	97	David Eccles Sch of Bus Uni Utah
48	Koç University Grad Sch of Business	98	AUC School of Business
49	Lancaster Uni Management School	99	ESAN Graduate School of Business
50	WashU Olin Business School	100	Whitman Sch of Man Syracuse Uni

## Management

1	<b>HEC Paris</b>	52	Frankfurt School of Finance & Management
2	<b>London Business School</b>	53	Ivey Business School
3	<b>ESSEC Business School</b>	54	Bath School of Management
4	<b>ESADE</b>	55	Strathclyde Business School
5	<b>Imperial College Business School</b>	56	Lancaster Uni Management School
6	<b>IE Business School</b>	57	EADA Business School
7	<b>London School of Economics</b>	58	Mendoza College of Business Notre Dame
8	<b>CEMS Global Alliance in Mgmt Edu</b>	59	IQS/FJU/USF
9=	<b>Copenhagen Business School</b>	60=	Birmingham Business School
9=	<b>ESCP Europe Business School</b>	60=	D'Amore McKim Sch of Bus at Northeastern
11	ESADE/UVA McIntire/Lingnan	62	NEOMA Business School
12	SDA Bocconi School of Management	63	Leeds University Business School
13	WHU Otto Beisheim Sch of Management	64	Tilburg Sch of Economics & Management
14	EM Lyon Business School	65	Cass Business School
15	EDHEC Business School	66	HEC Montréal
16	HSG University of St Gallen	67	HHL Leipzig Graduate Sch of Management
17	WU Vienna Uni of Economics & Business	68=	Sheffield University Management School
18	Rotterdam School of Management	68=	Porto Business School
19	Michigan Ross	70	Católica Lisbon Sch of Business & Econ
20	TUM School of Management	71	EM Normandie
21=	Duke Fuqua School of Business	72=	IÉSEG School of Management
21=	Warwick Business School	72=	Koç University Graduate School of Business
23	Vlerick Business School	74	Uni Wollongong Sydney Business School
24	Alliance Manchester Business School	75	Nottingham University Business School
25	Mannheim Business School	76	DCU Business School
26	Indian Institute of Management Bangalore	77	Montpellier Business School
27	Indian Inst of Management Ahmedabad	78=	Gabelli School of Business Fordham Uni
28	Cranfield School of Management	78=	Newcastle University Business School
29	Antwerp Management School	80=	Uni Glasgow Adam Smith Business School
30	SKEMA Business School	80=	Toulouse Business School
31	Antai Coll of Econ & Management SJTU	82	W P Carey School of Business ASU
32	Trinity Business Sch Trinity College Dublin	83	EAE Business School
33	BI Norwegian Business School	83	Higher School of Economics
34	University of Sydney Business School	84	ESIC Business & Marketing School
35	MIP Politec di Milano Grad Sch of Bus	85	Aston Business School
36	UCD Michael Smurfit Grad Business Sch	86	UF Hough Graduate School of Business
37	Nova School of Business & Economics	87	College of Business Lehigh University
38=	Grenoble Ecole de Management	88	ISCTE-IUL
38=	University of Edinburgh Business School	89	ICN Graduate Business School
40	KEDGE Business School	90	EM Strasbourg
41	BU Questrom School of Business	91	Naveen Jindal School of Management
42	HKUST Business School	92	Henley Business School
43	Amsterdam Business School	93	John Molson Sch of Business Concordia Uni
44	UBC Sauder School of Business	94	Saint Petersburg University GSOM
45	Audencia Business School	95	Wake Forest Uni School of Business
46=	Aalto University School of Business	96	Michigan State Broad College of Business
46=	Durham University Business School	97	Stevens Institute of Technology
46=	Indian Institute of Management Calcutta	98	George Washington School of Business
49=	Solvay Brussels Sch of Econ & Man	99	Babson Coll FW Olin Grad Sch of Business
49=	Thunderbird Sch of Global Man at ASU	100	Kent Business School
49=	Université Paris Dauphine PSL		



THE POWER OF A PIONEERING SPIRIT,  
KEEPING PACE WITH THE WORLD!  
PIONEERS WHO WILL LEAD THE FUTURE!

# GYEONGSANG NATIONAL UNIVERSITY



## Contact

501, JINJU-DAERO, JINJU-SI, GYEONGSANGNAM-DO,  
REPUBLIC OF KOREA



GYEONGSANG  
NATIONAL  
UNIVERSITY

## Marketing

<b>1</b>	<b>HEC Paris</b>	51+	Alba Graduate Business School
<b>2</b>	<b>Imperial College Business School</b>	51+	Athens University of Economics & Business
<b>3</b>	<b>Columbia Business School</b>	51+	Bentley Uni Graduate School of Business
<b>4</b>	<b>Alliance Manchester Business School</b>	51+	Brunel Business School
<b>5</b>	<b>EM Lyon Business School</b>	51+	Católica Lisbon Sch of Business & Econ
<b>6</b>	<b>ESCP Europe Business School</b>	51+	John Molson Sch of Business Concordia Uni
<b>7</b>	<b>ESADE</b>	51+	Business School EAFIT University
<b>8</b>	<b>Warwick Business School</b>	51+	ESAN Graduate School of Business
<b>9</b>	<b>EDHEC</b>	51+	ESIC Business & Marketing School
<b>10</b>	<b>WU Vienna Uni of Economics &amp; Business</b>	51+	Gabelli School of Business Fordham Uni
11	University of Edinburgh Business School	51+	Robinson College of Business Georgia State
12	Vlerick Business School	51+	HEC Montréal
13	SKEMA Business School	51+	Higher School of Economics
14	USC Marshall School of Business	51+	Kent Business School
15	McCombs Sch of Bus Uni Texas at Austin	51+	Sch of Business & Econ Loughborough Uni
16	Cranfield School of Management	51+	Manchester Metropolitan Uni Business Sch
17	Trinity Business Sch Trinity College Dublin	51+	Pacífico Business School
18	UCD Michael Smurfit Grad Business Sch	51+	Sawyer Business School Suffolk University
19	Rotterdam School of Management	51+	College of Business Uni Texas at Arlington
20	University of Bath School of Management	51+	Tilburg Sch of Economics & Management
21	IÉSEG School of Management	51+	Toulouse Business School
22	Lancaster University Management School	51+	Porto Business School
23	KEDGE Business School	51+	Uni of South Florida Muma Sch of Business
24	Michigan State Broad College of Business	51+	Vilnius University Business School
25	Birmingham Business School	51+	Worcester Polytechnic Institute
26	Florida International Uni School of Business	51+	Frank G Zarb School of Business Hofstra Uni
27=	BI Norwegian Business School		
27=	Mays Business School Texas A&M		
29	Durham University Business School		
30	Krannert School of Management		
31	Lund Uni Sch of Economics & Management		
32	Grenoble Ecole de Management		
32	Johns Hopkins Carey Business School		
33=	Uni Glasgow Adam Smith Business School		
33=	Sheffield University Management School		
35	Newcastle University Business School		
36	Strathclyde Business School		
37=	Culverhouse Coll of Business Uni Alabama		
37=	Aston Business School		
39	UIC Business Uni Illinois		
40	Kogod Sch of Bus American U Washington		
41	DCU Business School		
42=	Montpellier Business School		
42=	Vanderbilt Owen Grad Sch of Management		
44	Loyola Uni Chicago Quinlan Sch of Business		
45	MIP Politec di Milano Grad Sch of Bus		
46	Joseph M Katz Graduate School of Business		
46	EAE Business School		
47=	CENTRUM PUCP Business School		
47=	IQS School of Management		
49	Lindner College of Business Uni Cincinnati		
50	Naveen Jindal School of Management		

# QS World University Rankings®

## Online MBA

by Daniel Kahn

2020 has become the year for online learning and the online MBA, traditionally aimed at those in employment wishing to boost their careers, may take on new significance in the wake of the COVID-19 pandemic. For eight years, the QS Online MBA Ranking has showcased the best and in 2020 IE Business School took its seventh top spot. Eligible programs must meet strict entry criteria: a graduating class greater than 15; accreditation by AACSB, AMBA, EQUIS/EPAS, or ACBSP; majority of the course delivered online.

### Indicators and methodology

**Employability (30%)** The QS Global Employer Survey, conducted for more than 20 years, asks from which business schools employers prefer to hire. Nominations collected between 2015 and 2019, from nearly 45,000 employers worldwide across all industries and sectors were used for 2020. Recent responses and those from employers with expertise in hiring online graduates were given heavier weighting.

**Student Profile (30%)** comprising: Applicant/place ratio (5%); Number of students (10%); Work experience (5%); Percent of women (5%); Number of nationalities (5%).

**Faculty and Teaching (35%)** The QS Academic Survey (15%) - nominations collected between 2015 and 2019 from 140,000 academics worldwide elect the institutions they believe are the strongest in their subject area; Ratio of Full-time faculty to students enrolled (10%); Degree Completion Rate (10%).

**Class Experience (5%)** QS evaluates physical meet-ups, compulsory attendance, group discussion, mobile application access, technical support and career support.

2020	2019	Institution		Score
1	1	IE Business School	ES	85.2
2	2	Imperial College Business School	UK	82.1
3	4	Warwick Business School	UK	77
4	6	AGSM @ UNSW Business School	AU	73.4
5	7	Politecnico di Milano School of Management	IT	70.8
6	5	Indiana University (Kelley Direct Programs)	US	69.9
7	8	Alliance Manchester Business School	UK	69.4
8	3	USC Marshall School of Business	US	67.7
9	NR	Florida International University School of Business	US	61.9
10	13	University of Otago Business School	NZ	60.5



2020	2019	Institution		Score
11	15	EU Business School	ES	60.2
12	NR	Vlerick Business School	BE	59.5
13	9	Warrington College of Business University of Florida	US	59.4
14	16	CENTRUM PUCP Graduate Business School	PE	57.9
15	17	Oxford Brookes Business School	UK	57.4
16	10	Durham University Business School	UK	56.8
17	NR	Birmingham Business School	UK	55.6
18	NR	Fox School of Business Temple University	US	55.4
19	12	Kogod School of Business American Uni Washington	US	54
20	24	Deakin Business School	AU	53.2
21	14	Colorado State University College of Business	US	53.1
22	26	Eller College of Management University of Arizona	US	52.5
23	21	Whitman School of Management Syracuse University	US	51.7
24=	11	Frank G Zarb School of Business Hofstra University	US	51.3
24=	NR	Baylor University Hankamer School of Business	US	51.3
26	18	George Washington University School of Business	US	51.2
27	28	SBS Swiss Business School	CH	50.4
28	20	Aston Business School	UK	49.9
29	19	Poole College of Management NC State University	US	48.6
30	32	La Trobe Business School	AU	48.3
31	33	Open University Business School	UK	48.1
32	29	Aberdeen Business School Robert Gordon University	UK	47.7
33	35	Amity Directorate of Distance & Online Education	IN	46.7
34	30	Lehigh University College of Business	US	46.1
35	22	Bradford School of Management	UK	45.2
36	31	Jack Welch Management Institute	US	44.1
37	23	Coles College of Business Kennesaw State University	US	43.5
38	NR	Parker College of Business Georgia Southern Uni	US	41.8
39	NR	University of South Florida Muma School of Business	US	41.2
40	37	Curtin Business School	AU	40.7
41	39	Lindner College of Business University of Cincinnati	US	38.6
42	27	Sawyer Business School Suffolk University	US	38.5
43	34	Alfred Lerner Coll of Bus & Economics Uni of Delaware	US	37
44	NR	U of S Florida St Petersburg Kate Tiedemann Coll of Business	US	35.5
45	38	College of Business Michigan-Dearborn	US	35.3
46=	40	College of Business Administration Kent State University	US	34.6
46=	36	University of Wisconsin MBA Consortium	US	34.6

**Pride & Hope**

Cherish the Truth, Enlighten the World

# CHONNAM NATIONAL UNIVERSITY

Democracy, Human rights  
Justice, Freedom & Peace

Gwangju, Korea

The May 18 Democratic Uprising

**17**  
colleges

**11**  
graduate schools

**96**  
departments

**1,260**  
faculty members

**32,309**  
students

**120.1** million USD  
total research funds

**2,636**  
research projects

**499** institutions in **62** countries  
international partnership

**2,185**  
international students

## Contact

77, Yongbong-ro, Buk-gu, Gwangju, 61186, Korea  
<http://global.jnu.ac.kr>

 **CHONNAM  
NATIONAL UNIVERSITY**

---

# Index of Advertisers

---

QS 2020 Yearbook is very grateful for the support of its advertisers and sponsors.

## A

Al Ain University 170  
Al Mustaqbal University 168  
American University of Ras Al Khaimah 200  
Applied Science University Bahrain 58

## C

Chiang Mai University 98  
The Chinese University of Hong Kong 8  
Chonnam National University 216  
Chungbuk National University 174  
Chungnam National University 180  
City University of Hong Kong  
*inner inside front cover*  
University of Coimbra 190

## D

Deakin University 1

## G

Gyeongsang National University 212

## H

Hankuk University of Foreign Studies 112  
Hong Kong Baptist University 51  
University of Economics Ho Chi Minh City 208

## J

Jeju National University 198  
Jeonbuk National University *inside back cover*

## K

Kangwon National University 182  
King Abdulaziz University 4  
Korea University 7  
Korea Advanced Institute of Science &  
Technology 12  
Kyungpook National University 126

## L

Lomonosov Moscow State University 3  
L N Gumilyov Eurasian National University 146

## N

National University of Singapore 16  
Newcastle University 10  
Novosibirsk State University 144

## O

University of Otago 74

## P

Pusan National University 94

## Q

Qassim University 124  
QS 142, 156, 218  
The University of Queensland 81

## R

RUDN University 104

## S

Sunway University 176

## U

UCSI Education Sdn. Bhd. 57  
United Arab Emirates University  
*inner inside back cover*

## Y

Yonsei University *inside front cover*

# WEBSITE & SOCIAL MEDIA AUDIT

## Why is this useful?

Recommendations made throughout the audit will help you enhance your reputation among the wider academic and industry community.

## What is it?

The focus of the Web & Social Media Audit is to determine how effective your institution's online presence is.

An effective website and social media strategy can help you build your institution's profile and reputation among your stakeholders as well as global online visitors.

## How does it work?

The Web & Social Media Audit assess your institution on all of the following key features:

- **User experience** from the perspective of:



Academic community



Industry



Prospective students

- **Benchmarking**
- **Search Engine Optimisation (SEO)**
- **Visibility**
- **Google Analytics**
- **Mobile accessibility**



## COMMUNICATION STRATEGY

In addition to the Web & Social Media Audit, we can also audit your existing communication plan or develop a brand new communication strategy to help you enhance your brand even further.

Chonbuk National Univ changes its name to Jeonbuk National Univ (JBNU)  
for a best global univ from 2019

Central Plaza of JBNU

JBNU is located in the heart of Jeonju, a top 3  
tourist city in Asia introduced by CNN 'the City'.

The Platform for Empathy and Innovation

# JEONBUK NATIONAL UNIVERSITY



#2 among the 9 KNUs  
all through 2014-2019

Contact [www.jbnu.ac.kr/eng](http://www.jbnu.ac.kr/eng)



**JEONBUK  
NATIONAL UNIVERSITY**





**YOUR  
GLOBAL FUTURE  
STARTS HERE...**




**A Science &  
Innovation  
Park**



**9  
Research  
Centers**



**9  
Colleges**





UAEU

جامعة الإمارات العربية المتحدة  
United Arab Emirates University




Strategic  
Partnerships in  
**80+**  
Countries



Students  
from  
**75**  
Nationalities



**13,000+**  
Students



"The University of the Future"



# QS World University Rankings 2020 YEARBOOK

This new publication brings together the complete portfolio of QS University and MBA rankings for the current year. In the 16 years since they were first published, the QS World University Rankings® have become one of the most consistent and authoritative sources of learning about the state of higher education worldwide. In the intervening years, QS has added subject, regional, employability rankings and more – all of which can be found in this volume.

Alongside the rankings, some of the world's expert commentators on global higher education explain the context and evolution of the tables, highlight individual university and regional performances, and explain the various methodologies QS uses to arrive at each ranking, and its proprietary university rating system QS Stars.

This book, together with its partner websites [topuniversities.com](https://topuniversities.com) and [TopMBA.com](https://topmba.com), is a unique resource for prospective university and business school students at every level, and especially those interested in study abroad. It will also become an invaluable handbook for institutions, policy makers and employers interested in understanding the global status and evolution of universities everywhere.

